

BEFORE THE  
FRESNO COUNCIL OF GOVERNMENTS  
RESOLUTION NO. 2014-34

In the Matter of:            )  
  )  
TRANSPORTATION            )  
DEVELOPMENT ACT         )  
OF 1971                        )  
\_\_\_\_\_ )

RESOLUTION OF APPROVAL  
TRANSPORTATION FUNDING  
CLAIM FOR THE CITY OF  
HURON, 2014-15

WHEREAS, the Fresno Council of Governments (COG) is the administrator of the Local Transportation Fund as provided by Chapter 1400 of the California Statutes of 1971, and the State Transit Assistance Fund as provided by Chapter 161 & 322 of the Statutes of 1979 and 1982, respectively, and

WHEREAS, the COG has the authority to review claims and allocate such funds in accordance with the Transportation Development Act of 1971 and Chapter 3 of Title 21 of the California Code of Regulations; and

**WHEREAS, the City of Huron has submitted a Transportation Funding Claim for its 2014-15 fiscal year apportionment.**

NOW, THEREFORE, BE IT RESOLVED, that the Transportation Funding Claim submitted by the City of Huron has been reviewed and the following findings are hereby made:

1. The Funding Claim submitted by the City of Huron has been reviewed and found to be in conformance with the adopted Regional Transportation Plan.
2. That the COG finds that priority consideration has been given to claims to offset reductions in federal operating assistance and the unanticipated increase in the cost of fuel, to enhance existing public transportation services, and to meet high-priority regional, countywide, or area wide public transportation needs.
3. On June 26th, 2014 the COG Board approved Resolution 2014-18 which found that public transportation needs within the City of Huron and its sphere of influence will be reasonably met in 2014-15.

**BE IT FURTHER RESOLVED, that the COG hereby approves the Transportation Funding Claim submitted by the City of Huron and allocates monies from the Transportation Development Act in accordance with the attached claim which is hereby made a part of this resolution.**

BE IT FURTHER RESOLVED, that the Auditor-Controller of the County of Fresno cause the approved claim to be paid in the manner and time directed by the Executive Director of the Fresno Council of Governments.

THE FOREGOING RESOLUTION was passed and adopted by the Fresno Council of Governments this 23rd day of October, 2014.

AYES:

NOES:

ABSTAIN:

ABSENT:

ATTEST:

Signed: \_\_\_\_\_  
Amarpreet Dhaliwal, Chairman

I hereby certify that the foregoing is a true copy of a resolution of the Fresno Council of Governments duly adopted at a regular meeting thereof held on the 23rd day of October, 2014.

Signed: \_\_\_\_\_  
Tony Boren, Executive Director

Enter Date: **9/3/2014** Claimant Name: **City of Huron**

### TRANSPORTATION FUNDING CLAIM FOR FISCAL YEAR: 2014/15

Instructions: Please note that each page of this claim is a separate worksheet, please click through all tabs and complete. Also note that light yellow fields require an entry if applicable, light grey fields contain formulas that will automatically calculate based on corresponding entries. A date and claimant name field is at the top of the first page, and automatically repeats on following pages, (date should be formatted 00/00/0000)

**When completed, please print, sign and send signed original via mail to:**

**Les Beshears, Director of Finance, Council of Fresno County Governments, 2035 Tulare Street, Suite 201, Fresno, CA 93721**

From: Applicant:	City of Huron
Address:	36311 Lassen Avenue/PO Box 339
City/State/Zip:	Huron, CA 93234
Contact Phone/email:	559 945 2241

*This applicant is an eligible claimant pursuant to Section 99203 of the Public Utilities Code and certifies that the following transportation funds are available to be claimed:*

#### Local Transportation Fund

Apportionment:	\$ 212,287.00
Unexpended, Held by Claimant:	
Other Agency:	

#### State Transit Assistance Fund

Estimate:	\$ 33,208.00
Other Agency:	

#### Other


Audit Exception/Impairment (required General Fund Payback):	\$ 309,911.00
Other:	


<b>Two Hundred Forty Five Thousand Four Hundred Ninety Five Dollars</b>	<b>TOTAL</b>
	<b>\$ 245,495.00</b>

*spell out total amount in above cell*

for the purposes and respective amounts specified in the attached claim be drawn from the Local Transportation Fund and State Transit Assistance Fund.

Please print and sign after completing form

Authorized Signature:   
Name/Title: **Jack Castro/Finance Director**  
Date: **9/3/2014**



2035 Tulare St., Ste. 201 tel 559-233-4148  
Fresno, California 93721 fax 559-233-9645

[www.fresnocog.org](http://www.fresnocog.org)



Enter Date: 9/6/2014

Claimant Name: City of Huron

### TRANSPORTATION FUNDING CLAIM DETAIL FOR FISCAL YEAR: 2014/15

PURPOSE	AMOUNT	SUBTOTAL
<b>1. Bicycle &amp; Pedestrian Facilities:</b>		
Article 3:	\$ 4,245.00	
Article 8a:		
Unexpended Funds, Held by Claimant:		\$ 4,245.00
<b>2. Regional Transportation Planning:</b>		
	\$ 5,928.00	\$ 5,928.00
<b>3. Public Transportation</b>		
State Transit Assistance Funds (STA):	\$ 33,208.00	
Unexpended Funds, Held by Claimant:		
STA not claimed by FCRTA:		\$ -
<b>4. Community Transit Service CTSA, Article 4.5:</b>		
	\$ 10,448.00	\$ 10,448.00
<b>5. Streets &amp; Roads:</b>		
Article 8a:	\$ 136,805.00	
Unexpended Funds, Held by Claimant:		\$ 136,805.00
<b>6. To Be Claimed By:</b>		
Fresno County Rural Transit Agency LTF:	\$ 54,861.00	
Fresno County Rural Transit Agency STA:	\$ 33,208.00	
		\$ 88,069.00
<b>7. Reserve in Fund Pending Further Claiming</b>		
		\$ -
<b>GRAND TOTAL</b>		\$ 245,495.00
<b>Claim Total Must Agree With Total on First Page</b>		\$ 245,495.00
<b>Minus All Unexpended Funds not used for Transit Claims</b>		\$ -
<b>GRAND TOTAL PAYABLE TO CLAIMANT</b>		\$ 245,495.00

Allocation instructions and payment by the Fresno County Auditor-Controller to the applicant is subject to such monies being available for distribution, and to the provisions that such monies will be used only in accordance with the rules and regulations of the Transportation Development Act.



Enter Date: 9/3/2014

Claimant Name: City of Huron

### BICYCLE AND PEDESTRIAN FACILITIES FOR FISCAL YEAR: 2014/15

Two percent (2%) of the claimant's Local Transportation Fund apportionment must be spent on bicycle and pedestrian facilities (PUC 99233.3 and 99234); such claims are to be filed as Article 3. Claims for projects in excess of 2% may be filed as Article 8a (PUC 99400(a)). If other funding is to be used with Local Transportation Funds to implement projects, such funding should be shown on the claim form.

PROJECT TITLE & BRIEF DESCRIPTION	PROJECT COST
-----------------------------------	--------------

1. Various Bicycle & Pedestrian Facilities throughout the claimant's jurisdiction:	\$ 4,245.00
--	-------------

AND/OR:

Other - describe briefly if applicable:	\$ -
Other - describe briefly if applicable:	\$ -
Other - describe briefly if applicable:	\$ -
<b>TOTAL PROJECT COSTS</b>	<b>\$ 4,245.00</b>

### STREETS AND ROADS CLAIM FOR FISCAL YEAR: 2014/15

Local Transportation Funds coming to claimants within Fresno County may be used for streets and roads improvements and maintenance pursuant to Article 8 (PUC 99400), but only after Fresno COG makes a finding that public transportation needs within the claimant's jurisdiction are reasonably met by satisfying the service requirements set forth by the Regional Transportation Plan (PUC 99401.5).

PROJECT TITLE & BRIEF DESCRIPTION	PROJECT COST
-----------------------------------	--------------

1. Development, Construction & Maintenance Facilities throughout the claimant's jurisdiction:	\$ 136,805.00
---	---------------

AND/OR:

Other - describe briefly if applicable:	\$ -
Other - describe briefly if applicable:	\$ -
Other - describe briefly if applicable:	\$ -
<b>TOTAL PROJECT COSTS</b>	<b>\$ 136,805.00</b>



Enter Date: 9/3/2014

Claimant Name: City of Hondo

### CONTINGENCY PROJECT LISTING FOR FISCAL YEAR: 2014/15

CHECK ALL THAT APPLY (Enter "X" in yellow box)

BICYCLE AND PEDESTRIAN FACILITIES

Article 3

PUBLIC TRANSPORTATION

Article 4

STREETS & ROADS


Article 8a

### STANDARD ASSURANCES FOR CLAIMANTS

CLAIMANT ASSURANCES: (initial yellow box all that apply)

- A. Claimant certifies that it has submitted a satisfactory, independent fiscal audit, with required certification statement, to the RTPA and to the State Controller, pursuant to PUC 99245 and 21 Cal. Code of Regulations Section 6664 for the prior fiscal year (project year minus two). Claimant assures that this audit requirement will be completed for the current fiscal year (project year minus one).
- B. Claimant certifies that it has submitted a State Controller Report to the RTPA and to the State Controller, pursuant to PUC 99243.

The undersigned hereby certifies that the above statements are true and correct.  
Please print and sign after completing form

Authorized Signature:   
Name/Title: Jack Castro/Finance Director  
Date: 9/3/2014



FRESNO COUNTY RURAL TRANSIT AGENCY

	ADOPTED	ACTUAL	DRAFT		
FCRTA SUMMARY	2013/14 Budget	2013/14 Projected	2014/15 Budget		
EXPENDITURES				CHANGE	PERCENT
[OPERATIONS (010/)]					
501 Salaries & Wages					
1 Driver	293,320	257,490	293,320	0	0%
2 Dispatcher	72,939	62,672	75,098	2,159	3%
502 Fringe Benefits					
0 Other Fringe Benefits	9,883	4,750	9,883	0	0%
1 FICA	25,754	25,267	25,754	0	0%
2 Workman's Compensation	25,942	24,048	26,793	851	3%
3 Retirement	48,737	41,209	49,523	786	2%
4 Medical Insurance	130,970	118,048	131,318	348	0%
503 FCRTA Direct Expense	0	0	0		
0 Training	7,000	3,500	8,312	1,312	19%
4 Drug Testing/Physicals	7,700	3,950	9,012	1,312	17%
505 Telephone/Radio Dispatch Costs	85,300	48,378	108,913	23,613	28%
506 Casualty & Liability Costs	259,000	249,000	386,480	127,480	49%
507 Ticket Purchases/Expenses	0	0	0	0	0%
508 Contracted Services	2,059,281	1,883,910	2,632,950	573,669	28%
509 Miscellaneous Expenses	5,418	1,200	59,600	54,182	1000%
512 Vehicle Leases & Rentals	10,906	6,770	11,106	200	2%
TOTAL OPERATIONS EXPENDITURES	3,042,150	2,730,192	3,828,062	785,912	26%
[VEHICLE MAINTENANCE/REPAIR (041/)]					
504 Vehicle Expenses					
0 Fuel	342,190	290,836	433,535	91,345	27%
1 Lubricants (Oil/Grease/Fluids)	0	0	0	0	0%
2 Tires, Batteries	90,607	112,090	120,185	29,578	33%
3 Maintenance/Repair	1,015,000	787,000	1,116,000	101,000	10%
509 Miscellaneous	8,194	6,728	9,637	1,443	18%
TOTAL MAINTENANCE/REPAIR EXPENDITURES	1,455,991	1,196,654	1,679,357	223,366	15%
[ADMINISTRATION (160/)]					
501 Local Salaries & Wages					
2 Administration	115,053	116,723	119,437	4,384	4%
502 Local Fringe Benefits					
0 Other Fringe Benefits	7,121	4,825	7,121	0	0%
1 FICA	8,858	9,104	9,311	453	5%
2 Workman's Compensation	6,271	7,276	7,315	1,044	17%
3 Retirement	17,299	13,100	17,372	73	0%
4 Medical Insurance	17,590	17,000	18,678	1,088	6%
503 FCRTA Direct Expense	0	0	0		
1 FCRTA Administration	453,092	453,092	493,753	40,661	9%
2 CTSA Administration	10,000	10,000	10,000	0	0%
3 Marketing	44,921	43,057	57,738	12,817	29%
4 Drug Testing/Physicals	0	0	0	0	0%
505 Utilities	2,717	0	2,717	0	0%
509 Miscellaneous Office Expenses	2,415	1,300	28,527	26,112	1081%
512 Administrative Leases & Rentals	0	0	0	0	0%
TOTAL ADMINISTRATION EXPENDITURES	685,337	675,477	771,969	86,632	13%
TOTAL CURRENT OPERATING EXPENDITURES	5,183,478	4,602,323	6,279,388	1,095,910	21%
NON OPERATING EXPENSES:					
170/520/0 Operator Acquired Asset	0	0	0		
000/101/5 Addition to Capital Reserve	1,938,004	1,500,000	2,000,000	61,996	3%
TOTAL NON OPERATING EXPENDITURES	1,938,004	1,500,000	2,000,000	61,996	3%
Operating Contingency +/-	626,534	1,567,907	1,043,419	416,885	67%
***** TOTAL EXPENDITURES *****	7,748,016	7,670,230	9,322,807	1,574,791	20%



	ADOPTED	ACTUAL	DRAFT		
Huron Transit	2013/14 Budget	2013/14 Projected	2014/15 Budget		
EXPENDITURES				CHANGE	PERCENT
[OPERATIONS (010/)]					
501 Salaries & Wages					
1 Driver	0	0	0	0	0%
2 Dispatcher	0	0	0	0	0%
502 Fringe Benefits					
0 Other Fringe Benefits	0	0	0	0	0%
1 FICA	0	0	0	0	0%
2 Workman's Compensation	0	0	0	0	0%
3 Retirement	0	0	0	0	0%
4 Medical Insurance	0	0	0	0	0%
503 FCRTA Direct Expense					
0 Training	400	200	400	0	0%
4 Drug Testing/Physicals	400	100	400	0	0%
505 Telephone/Radio Dispatch Costs	3,600	2,500	6,000	2,400	67%
506 Casualty & Liability Costs	16,000	16,000	20,000	4,000	25%
507 Ticket Purchases/Expenses	0	0	0	0	0%
508 Contracted Services	190,212	175,786	186,753	(3,459)	-2%
509 Miscellaneous Expenses	69	0	2,600	2,531	3668%
512 Vehicle Leases & Rentals	135	0	135	0	0%
TOTAL OPERATIONS EXPENDITURES	210,816	194,586	216,288	5,472	3%
[VEHICLE MAINTENANCE/REPAIR (041/)]					
504 Vehicle Expenses					
0 Fuel	46,350	44,000	48,000	1,650	4%
1 Lubricants (Oil/Grease/Fluids)	0	0	0	0	0%
2 Tires, Batteries	5,600	5,600	5,768	168	3%
3 Maintenance/Repair	65,000	52,000	65,000	0	0%
509 Miscellaneous	218	218	225	7	3%
TOTAL MAINTENANCE/REPAIR EXPENDITURES	117,168	101,818	118,993	1,825	2%
[ADMINISTRATION (160/)]					
501 Local Salaries & Wages				0	
2 Administration	0	0	0	0	0%
502 Local Fringe Benefits					
0 Other Fringe Benefits	0	0	0	0	0%
1 FICA	0	0	0	0	0%
2 Workman's Compensation	0	0	0	0	0%
3 Retirement	0	0	0	0	0%
4 Medical Insurance	0	0	0	0	0%
503 FCRTA Direct Expense					
1 FCRTA Administration	13,072	13,072	14,255	1,183	9%
2 CTSA Administration	289	289	289	0	0%
3 Marketing	1,500	1,200	1,500	0	0%
4 Drug Testing/Physicals	0	0	0	0	0%
505 Utilities	0	0	0	0	0%
509 Miscellaneous Office Expenses	288	0	1,200	912	317%
512 Administrative Leases & Rentals	0	0	0	0	0%
TOTAL ADMINISTRATION EXPENDITURES	15,149	14,561	17,244	2,095	14%
TOTAL CURRENT OPERATING EXPENDITURES	343,133	310,965	352,525	9,392	3%
NON OPERATING EXPENSES:					
170/520/0 Operator Acquired Asset	0	0	0		
000/101/5 Addition to Capital Reserve	0	0	0	0	0%
TOTAL NON OPERATING EXPENDITURES	0	0	0	0	0%
Operating Contingency +/-	34,313	71,770	35,253	940	3%
***** TOTAL EXPENDITURES *****	377,446	382,735	387,778	10,332	3%