




ACTIVE TRANSPORTATION PROGRAM (ATP)



Teresa McWilliam
 Districts 6 – 9, 11 & 12
 ❖ 916-653-0328
 ❖ Teresa.mcwilliam@dot.ca.gov

Ted Davini
 Districts 1 – 5, 10
 ❖ 916-653-4335
 ❖ Ted.davini@dot.ca.gov

ATP Program Managers



PROGRAM GOALS

- Increase the proportion of trips accomplished by  and 
- Increase the safety and mobility of non-motorized users
- Advance the efforts of regional agencies to achieve greenhouse gas (GHG) reduction goals
- Enhance public health, including reduction of childhood obesity through the use of programs including, but not limited to, projects eligible for Safe Routes to School Program funding
- Ensure that disadvantaged communities fully share in the benefits of the program (a minimum of 25%)
- Provide a broad spectrum of projects to benefit many types of active transportation users

ANNUAL ATP FUNDING IS A COMBINATION OF STATE HIGHWAY ACCOUNT (SHA) AND FEDERAL FUNDS

State Highway Account
\$34.2M

\$129.5M

Federal Trust Fund
\$95.3M

3

THE MAJOR CHANGE FROM CYCLE 1 TO CYCLE 2

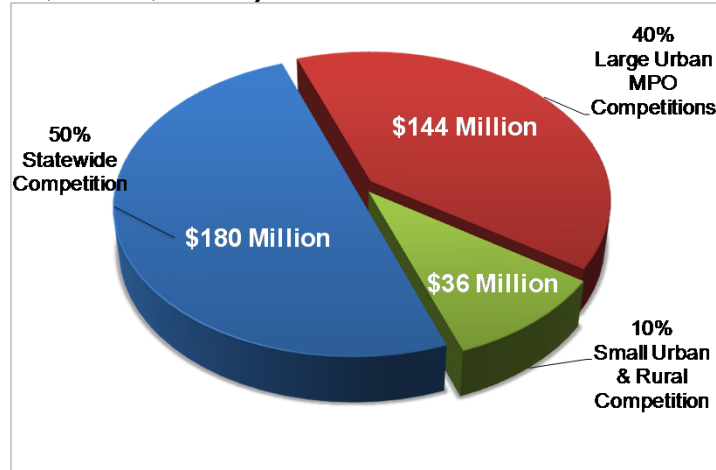
Transportation Alternatives Program (TAP) is the major ATP Federal fund source- which requires an 11.47% match

- In Cycle 1 the CTC did not require a match for:
 - Safe Routes to Schools projects
 - Projects that predominately benefited Disadvantaged Communities and
 - Stand alone non-infrastructure projects
- So Toll Credits were used to meet the federal match requirement on these projects
- In Cycle 2 the CTC does not require a match at all
 - But points were awarded for having a match or leveraging funds
- So SHA funds will need to be used for projects that have some match; but not 11.47%

4

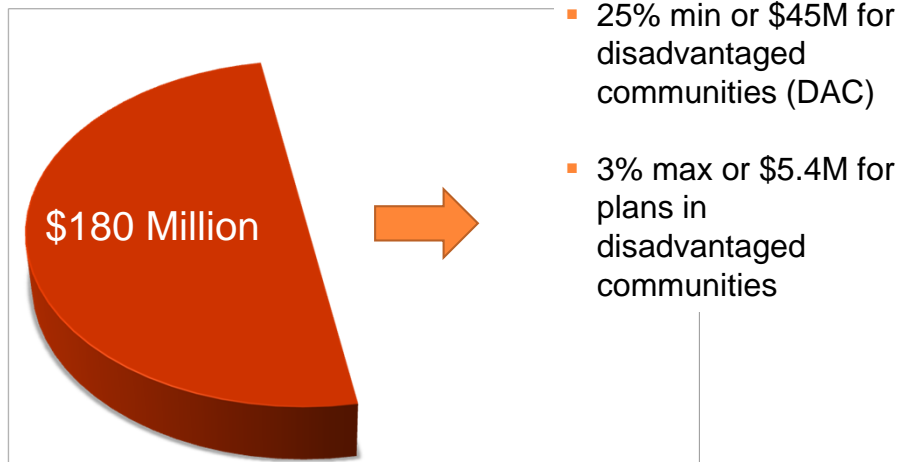
\$360M ATP CYCLE 2

Three years of funding awarded in cycle 2
(FY16/17, 17/18, 18/19)



5


STATEWIDE 50% CYCLE 2



6

**All communities are eligible to apply to the Statewide Competition*

SMALL URBAN & RURAL 10% CYCLE 2



- 25% min or \$9M for disadvantaged communities

Communities in rural regions or in urban regions with populations **under 200,000 are eligible for the Small Urban & Rural Competition*

7

THE CYCLE 2 ATP LOG OF APPLICATIONS INFORMATION

- The Cycle 2 Log of Applications can be found at:
<http://www.dot.ca.gov/hq/LocalPrograms/atp/documents/2015/Log-June25.pdf>
- 617 applications requesting \$1,065,436 (1,000s)
- Applications claiming to be a DAC 483 or 78%
- Plan only applications- 49
- Requesting State funds- 113
- Having a Match or Leveraging funds- 412
- Requesting more than \$5M- 38
- Requesting Safe Routes to School- 336
- Recreational Trails- 36

8