



2223 G Street  
Fresno, California 93706  
www.fresno.gov

Brian R. Marshall  
Director

April 18, 2016

Les Beshears, Finance Director  
Council of Fresno County Governments  
2035 Tulare Street, Suite 201  
Fresno, CA 93721

Re: Fiscal 2016 LTF and STA Claim

Dear Mr. Beshears:

Please accept Fresno's Fiscal 2016 LTF and STA Claim for the Transportation Technical Committee agenda for adoption by the COFCG during the next meeting.

If you have any questions regarding the enclosed claim documents, or need additional information, please contact me at (559) 621-1441 or by email at [Kathleen.Healy@fresno.gov](mailto:Kathleen.Healy@fresno.gov) at your convenience.

Thank You

A handwritten signature in blue ink, appearing to read "Kathleen Healy", with a long horizontal flourish extending to the right.

Kathleen Healy  
Administration Manager  
Department of Transportation

Enter Date: **4/18/2016**

Claimant Name: **City of Fresno**

### TRANSPORTATION FUNDING CLAIM FOR FISCAL YEAR: 2015/16

Instructions: Please note that each page of this claim is a separate worksheet, please click through all tabs and complete. Also note that light yellow fields require an entry if applicable, light grey fields contain formulas that will automatically calculate based on corresponding entries. A date and claimant name field is at the top of the first page, and automatically repeats on following pages, (date should be formatted 00/00/0000)

**When completed, please print, sign and send signed original via mail to:  
Les Beshears, Director of Finance, Fresno Council of Governments  
2035 Tulare Street, Suite 201, Fresno, CA 93721**

From: Applicant:	<b>City of Fresno/Fresno Area Express</b>
Address:	<b>2223 G Street</b>
City/State/Zip:	<b>Fresno, CA 93704</b>
Contact Phone/email:	<b>Kathleen Healy; 559-621-1441; Kathleen.Healy@fresno.gov</b>

*This applicant is an eligible claimant pursuant to Section 99203 of the Public Utilities Code and certifies that the following transportation funds are available to be claimed:*

#### Local Transportation Fund

Fresno County	\$2,031,334	Trust Fund Balance (Surplus Prior Years):	\$ 2,004,025.00
Clovis	\$242,239	Unexpended, Held by Claimant:	
		Other Agency:	\$ 2,273,573.00

#### State Transit Assistance Fund

		Estimate:	\$ 3,140,130.00
		Trust Fund Balance (Surplus Prior Years):	\$ 959,429.00
		Unexpended, Held by Claimant:	
		Other Agency:	


#### Other

Audit Exception/Impairment (required General Fund Payback):	
Other:	

	<b>TOTAL</b>
	<b>\$ 25,442,791.00</b>

*spell out total amount in above cell*  
for the purposes and respective amounts specified in the attached claim be drawn from the Local Transportation Fund and State Transit Assistance Fund.

Please print and sign after completing form

Authorized Signature:	
Name/Title:	<b>Brian Marshall/Director of Transportation</b>
Date:	



2035 Tulare St., Ste. 201 tel 559-233-4148  
Fresno, California 93721 fax 559-233-9645

[www.fresnocog.org](http://www.fresnocog.org)

4/11/2016

Claimant Name: City of Fresno

## TRANSPORTATION FUNDING CLAIM DETAIL FOR FISCAL YEAR: 2015/16

PURPOSE	AMOUNT	SUBTOTAL
<b>1. Bicycle &amp; Pedestrian Facilities:</b>		
Article 3:	\$ 341,317.00	
Article 8a:		
Audit Exceptions (General Fund Payback);		
Unexpended Funds, Held by Claimant:		
Other Agency:		
		\$ 341,317.00
<b>2. Regional Transportation Planning:</b>		
	\$ 476,649.00	\$ 476,649.00
<b>3. Public Transportation</b>		
Article 4:	\$ 17,685,228.00	
Article 8c:		
State Transit Assistance Funds (STA):	\$ 3,140,130.00	
Audit Exceptions (General Fund Payback):		
Unexpended Funds, Held by Claimant:		
Other (specify): LTF Surplus (FY2015)	\$ 2,004,025.00	
Other (specify): STA Surplus (FY2015)	\$ 959,429.00	\$ 23,788,812.00
<b>4. To Be Claimed By:</b>		
Fresno County Economic Opportunities Commission:	\$ 836,013.00	
Other Agency:		
Other Agency:		
Other Agency:		
		\$ 836,013.00
<b>5. Reserve in Fund Pending Further Claiming</b>		
		\$ -
<b>GRAND TOTAL</b>		\$ 25,442,791.00
<b>Claim Total Must Agree With Total on First Page</b>		\$ 25,442,791.00
<b>Minus All Unexpended Funds Held By</b>		\$ -
<b>GRAND TOTAL PAYABLE TO CLAIMANT</b>		\$ 25,442,791.00

*Allocation instructions and payment by the Fresno County Auditor-Controller to the applicant is subject to such monies being available for distribution, and to the provisions that such monies will be used only in accordance with the rules and regulations of the Transportation Development Act.*

4/18/2016

Claimant Name: City of Fresno

## PUBLIC AND SPECIALIZED TRANSPORTATION SERVICE CLAIM FOR OPERATING AND CAPITAL EXPENSES FY: 2015/16

GENERAL TRANSPORTATION SERVICE PROPOSED 2015/2016	PROJECT COSTS	TOTALS	
<i>(Information needed per PUC 99266, which states no moneys may be allocated in excess of 15% above preceding year unless claim is accompanied by supporting documentation)</i>			
<b>TOTAL PROJECT COSTS</b>	<b>\$ 120,432,100.00</b>		
Prior Year	\$ 116,829,700.00		
Percentage Change	3%		
<i>more than prior year</i>			
Revenue Source & Amount	Operating	Capital	Total
LTF Article 4:	\$ 18,909,300.00		\$ 18,909,300.00
LTF Article 4.5 or 8c:			\$ -
STA:	\$ 2,241,900.00	\$ 1,500,000.00	\$ 3,741,900.00
Fares:	\$ 8,711,200.00	N/A	\$ 8,711,200.00
Local Support:	\$ 7,486,500.00	N/A	\$ 7,486,500.00
Fed/State Grants:	\$ 9,504,000.00	\$ 72,079,200.00	\$ 81,583,200.00
Other - describe briefly if applicable:			\$ -
Other - describe briefly if applicable:			\$ -
Unexpended Funds Held By Claimant:			\$ -
Audit Exception - General Payback Fund:			\$ -
<b>SUB-TOTALS</b>	<b>\$ 46,852,900.00</b>	<b>\$ 73,579,200.00</b>	<b>\$ 120,432,100.00</b>

ELDERLY/HANDICAPPED SERVICE PROPOSED 2015/16	PROJECT COSTS	TOTALS	
<i>(Information needed per PUC 99266, which states no moneys may be allocated in excess of 15% above preceding year unless claim is accompanied by supporting documentation)</i>			
<b>TOTAL PROJECT COSTS</b>	<b>\$ -</b>		
Prior Year			
Percentage Change	0%		
<i>more than prior year</i>			
Revenue Source & Amount	Operating	Capital	Total
LTF Article 4:			\$ 18,909,300.00
LTF Article 8c:			\$ -
STA:			\$ -
Fares:		N/A	\$ -
Local Support:		N/A	\$ -
Fed/State Grants:			\$ -
Other - describe briefly if applicable:			\$ -
Other - describe briefly if applicable:			\$ -
Unexpended Funds Held By Claimant:			\$ -
Audit Exception - General Payback Fund:			\$ -
<b>SUB-TOTALS</b>	<b>\$ -</b>	<b>\$ -</b>	<b>\$ -</b>

CONSOLIDATED TRANSIT SERVICE AGENCY PROPOSED 2015/16	PROJECT COSTS	TOTALS	
<i>(Information needed per PUC 99266, which states no moneys may be allocated in excess of 15% above preceding year unless claim is accompanied by supporting documentation)</i>			
<b>TOTAL PROJECT COSTS</b>	<b>\$ -</b>		
Prior Year			
Percentage Change	0%		
<i>more than prior year</i>			
Revenue Source & Amount	Operating	Capital	Total
LTF Article 4.5:			\$ 18,909,300.00
LTF Article 8c:			\$ -
STA:			\$ -
Fares:		N/A	\$ -
Local Support:		N/A	\$ -
Fed/State Grants:			\$ -
Other - describe briefly if applicable:			\$ -
Other - describe briefly if applicable:			\$ -
Unexpended Funds Held By Claimant:			\$ -
Audit Exception - General Payback Fund:			\$ -
<b>SUB-TOTALS</b>	<b>\$ -</b>	<b>\$ -</b>	<b>\$ -</b>
<b>GRAND TOTALS:</b>	<b>OPERATING</b>	<b>CAPITAL</b>	<b>TOTAL</b>
	<b>\$ 46,852,900.00</b>	<b>\$ 73,579,200.00</b>	<b>\$ 120,432,100.00</b>

Enter Date: **4/18/2016**

Claimant Name: **City of Fresno**

## PUBLIC AND SPECIALIZED TRANSPORTATION SERVICE FAREBOX CALCULATION FOR FISCAL YEAR: 2015/16

### REQUIRED OPERATING/FAREBOX CALCULATIONS

**General Transportation Service:**

		<b>Operating Expenses:</b>	\$ 46,852,900.00
1. Total Operating Expenses Minus Exclusions	Amount Excluded		\$ 46,852,900.00
2. Farebox Revenues			\$ 8,711,200.00
3. Other Local Support			\$ 7,486,500.00
4. Total Local Support (Adds Lines 2 + 3)			\$ 16,197,700.00
5. Farebox Revenue/Operating Expense Ratio (Line 2 Divided By Line 1)			19%
6. Required Minimum Ratio Verification: <b>Enter 1 for Urban, 2 for Ru</b>	<b>1</b>		20%
7. Total Local Support/Operating Expense Ratio (Line 4 Divided By Line 1)		<b>Meets Minimum Requirements</b>	35%
8. Required Minimum Ratio Criteria:			20%
URBAN 20%			
RURAL 10%			

**Elderly/Handicapped Service:**

		<b>Operating Expenses:</b>	\$ -
1. Total Operating Expenses Minus Exclusions	Amount Excluded		\$ -
2. Farebox Revenues			\$ -
3. Other Local Support			\$ -
4. Total Local Support (Adds Lines 2 + 3)			\$ -
5. Farebox Revenue/Operating Expense Ratio (Line 2 Divided By Line 1)			0%
6. Required Minimum Ratio Verification:		<b>Does Not Meet Minimum Requirements</b>	0%
7. Total Local Support/Operating Expense Ratio (Line 4 Divided By Line 1)			0%
8. Required Minimum Ratio Criteria:			10%
10%			

**Consolidated Transportation Service Agency:**

		<b>Operating Expenses:</b>	\$ -
1. Total Operating Expenses Minus Exclusions	Amount Excluded		\$ -
2. Farebox Revenues			\$ -
3. Other Local Support			\$ -
4. Total Local Support (Adds Lines 2 + 3)			\$ -
5. Farebox Revenue/Operating Expense Ratio (Line 2 Divided By Line 1)			0%
6. Required Minimum Ratio Verification:		<b>Does Not Meet Minimum Requirements</b>	0%
7. Total Local Support/Operating Expense Ratio (Line 4 Divided By Line 1)			0%
8. Required Minimum Ratio Criteria:			55%
Fares 10%			
Other Local Support 45%			

**SUMMARY TOTALS:**

			\$ 46,852,900.00
1. Total <b>OF ALL</b> Operating Expenses <b>PLUS</b> Exclusions	<b>Total Operating Expenses:</b>		\$ 46,852,900.00
	<b>Total Amount Excluded:</b>	\$ -	\$ 46,852,900.00
<b>Must Agree With TOTAL, Project Detail Operator Tab:</b>			
			\$ 73,579,200.00
<b>Must Agree With CAPITAL PROJECTS, Project Detail Operator Tab:</b>			
			\$ 120,432,100.00
	<b>3. GRAND TOTAL:</b>		\$ 120,432,100.00

Enter Date: 4/11/2016

Claimant Name: City of Fresno

CONTINGENCY PROJECT LISTING FOR FISCAL YEAR: 2015/16

Should additional Local Transportation Fund or State Transit Assistance Fund monies be made available during the current fiscal year, they are hereby also claimed for the following purposes:

CHECK ALL THAT APPLY (Enter "X" in yellow box)

BICYCLE AND PEDESTRIAN FACILITIES
Article 3

PUBLIC TRANSPORTATION
Article 4

STREETS & ROADS
Article 8a

SUPPLEMENTAL INFORMATION REQUIRED OF TRANSIT CLAIMANTS (CCR 6632)

ATTACHED TO THIS CLAIM ARE SUBMITTED THE FOLLOWING DOCUMENTS:
(initial yellow box all that apply)

- Budget or proposed budget for the 2015/16 fiscal year.
Statement for prior year revenues and expenditures (projections acceptable).
California Highway Patrol Certification pursuant to PUC 99251 (no claim may be approved unless accompanied by this certification). Date on this certification must be within 13 months of the proposed claim approval date.
Transit Efficiency Calculation: Complete Transit Efficiency Page of this Claim.

STANDARD ASSURANCES FOR TRANSIT CLAIMANTS

CLAIMANT ASSURANCES: (initial yellow box all that apply)

- A. Claimant certifies that it has submitted a satisfactory, independent fiscal audit, with required certification statement, to the RTPA and to the State Controller, pursuant to PUC 99245 and 21 Cal. Code of Regulations Section 6664 for the prior fiscal year (project year minus two). Claimant assures that this audit requirement will be completed for the current fiscal year (project year minus one).
B. Claimant certifies that it has submitted a State Controller Report, in conformance with the uniform system of accounts and records, to the RTPA, and to the State Controller, pursuant to PUC 99243, for the prior year (project year minus two). Beginning with the 1979-80 fiscal year, claimant assures that this report will be audited by an independent CPA. Claimant assures that this report will be completed for the current fiscal year (project year minus one)
C. Claimant certifies in accordance with PUC Section 99314.5(b) that it is not precluded by any contract entered into on or after June 28, 1979, from employing part-time drivers or contracting with common carriers of persons operating under a franchise or license. Claimant further certifies that no person who was a full-time employee on June 28, 1979, shall have his or her employment terminated or his or her regular hours of employment, excluding overtime, reduced by the operator as a result of it employing part-time drivers or contracting with such common carriers.
D. Claimant filing claim pursuant to PUC Section 99260 certifies that:
1. the current cost of its retirement system is fully funded with respect to the officers and employees of its public transportation system (PUC Section 99271a); or
2. the operator is implementing a plan approved by the transportation planning agency which will fully fund the retirement system for such officers and employees within 40 years (PUC Section 99271a); or
3. the operator has a private pension plan which sets aside and invests on a current basis funds sufficient to provide for the payment of future pension benefits and which is fully compliant with the requirements stated in PUC Sections 99272 and 99273.
E. Claimant certifies that it is in compliance with PUC Section 99264 that it does not routinely staff, with two or more persons, a vehicle for public transportation purposes designed to be operated by one person.
F. Claimant certifies that it is making full use of federal funds available under the Urban Mass Transportation Act of 1964, as amended in accordance with Section 6754(a)(3).
G. Claimant certifies that this is in compliance with PUC Section 99155 that if it offers reduced fares to seniors, the same reduced rate is offered to disabled persons, handicapped persons, and disabled veterans and it honors the federal Medicare card for identification to receive reduced fares.
H. Claimant certifies that it is in compliance with PUC Section 99155.5 regarding dial-a-ride and paratransit services being accessible to handicapped persons and that the service is provided to persons without regard to vehicle ownership and place of residence.


The undersigned hereby certifies that the above statements are true and correct.
Please print and sign after completing form

Authorized Signature: [Signature Box]

Name/Title: Brain Marshall/Director of Transportation
Date: [Date Box]



*Department of Transportation / FAX  
California Highway Patrol Certification*



DEPARTMENT OF CALIFORNIA HIGHWAY PATROL  
**SAFETY COMPLIANCE REPORT/  
 TERMINAL RECORD UPDATE**

CHP 343 (Rev 6-10) OPI 062

NEW TERMINAL INFORMATION <input type="checkbox"/> Yes <input checked="" type="checkbox"/> No		CA NUMBER 39817	FILE CODE NUMBER 24898	COUNTY CODE 10	BED
TERMINAL TYPE <input type="checkbox"/> Truck <input checked="" type="checkbox"/> Bus		CODE B	OTHER PROGRAM(S)	LOCATION CODE 435	SUBAREA 08

TERMINAL NAME <b>Fresno Area Express</b>	TELEPHONE NUMBER (W/ AREA CODE) <b>(559) 621-1477</b>
---	--

TERMINAL STREET ADDRESS (NUMBER, STREET, CITY, ZIP CODE)  
**2223 G Street Fresno, CA 93706**

MAILING ADDRESS (NUMBER, STREET, CITY, STATE, ZIP CODE) (IF DIFFERENT FROM ABOVE) \_\_\_\_\_  
 INSPECTION LOCATION (NUMBER, STREET, CITY OR COUNTY) \_\_\_\_\_

**LICENSE, FLEET AND TERMINAL INFORMATION**

HM LIC. NO.	HWT. REG. NO.	IMS LIC. NO.	TRUCKS AND TYPES	TRAILERS AND TYPES	BUSES BY TYPE I- 120 II-	DRIVERS 215	BIT FLEET SIZE
EXP. DATE	EXP. DATE	EXP. DATE	REG. CT	HW VEH.	HW CONT.	PPB / CSAT <input type="checkbox"/> Yes <input checked="" type="checkbox"/> No	
CONSOLIDATED TERMINALS <input type="checkbox"/> Yes <input checked="" type="checkbox"/> No		FILE CODE NUMBER OF CONSOLIDATED TERMINALS AND DIVISION LOCATIONS BY NUMBER (Use Remarks for Additional FCNS)					

**EMERGENCY CONTACTS (In Calling Order of Preference)**

EMERGENCY CONTACT (NAME) <b>Elizabeth Watlington</b>	DAY TELEPHONE NO. (W/ AREA CODE) <b>(559) 621-1433</b>	NIGHT TELEPHONE NO. (W/ AREA CODE) <b>(559) 978-0596</b>
EMERGENCY CONTACT (NAME) <b>Randy Clays</b>	DAY TELEPHONE NO. (W/ AREA CODE) <b>(559) 621-1426</b>	NIGHT TELEPHONE NO. (W/ AREA CODE) <b>(559) 621-1426</b>

**ESTIMATED CALIFORNIA MILEAGE FOR THIS TERMINAL LAST YEAR [ 2014 ]**

<input type="checkbox"/> A UNDER 15,000	<input type="checkbox"/> B 15,001 - 50,000	<input type="checkbox"/> C 50,001 - 100,000	<input type="checkbox"/> D 100,001 - 500,000	<input type="checkbox"/> E 500,001 - 1,000,000	<input type="checkbox"/> F 1,000,001 - 2,000,000	<input checked="" type="checkbox"/> G 2,000,001 - 5,000,000	<input type="checkbox"/> H 5,000,001 - 10,000,000	<input type="checkbox"/> I MORE THAN 10,000,000
---	--	---	--	--	--	---	---	---

**OPERATING AUTHORITIES OR PERMITS**

PUC <input type="checkbox"/> T	<input type="checkbox"/> TCP <input type="checkbox"/> PSC	MOTOR CARRIER OF PROPERTY PERMIT ACTIVE <input type="checkbox"/> Yes <input type="checkbox"/> No <input checked="" type="checkbox"/> N/A	IMS FITNESS EVALUATION <input type="checkbox"/> Yes <input checked="" type="checkbox"/> No
USDOT US DOT NUMBER	<input type="checkbox"/> MC <input type="checkbox"/> MX	<input type="checkbox"/> MC <input type="checkbox"/> MX	REASON FOR INSPECTION

**Annual Terminal Inspection**

INSPECTION FINDINGS		INSPECTION RATINGS: S = Satisfactory U = Unsatisfactory C = Conditional UR = Unrated N/A = Not Applicable								
REQUIREMENTS	VIOL	MAINTENANCE PROGRAM		DRIVER RECORDS		REG. EQUIPMENT		HAZARDOUS MATERIALS		TERMINAL
MAINTENANCE PROGRAM		1 S 2 S 3 S 4 N/A	1 S 2 S 3 U 4 S	1 S 2 S 3 S 4 N/A	1 N/A 2 3 4	1 S 2 S 3 U 4 S				
DRIVER RECORDS		No. Time 1.5	No. 18 Time 1.5	No. Time	TIME				TOTAL TIME 3.0	
DRIVER HOURS		HAZARDOUS MATERIALS <input type="checkbox"/> No H/M Transported <input type="checkbox"/> No H/M violations noted		CONTAINERS/TANKS No. Time		VEHICLES PLACED OUT-OF-SERVICE Vehicles Units				
BRAKES		<p align="center"><b>Terminal has been assigned a Satisfactory rating.</b></p> <p align="center"><b>Ratings in the Maintenance and Regulated Equipment categories shall be carried forward from previous inspection conducted on 2/4/15.</b></p>								
LAMPS & SIGNALS										
CONNECTING DEVICES										
STEERING & SUSPENSION										
TIRES & WHEELS										
EQUIPMENT REQUIREMENTS										
CONTAINERS & TANKS										
HAZARDOUS MATERIALS										

BIT <input type="checkbox"/> I <input type="checkbox"/> R	NON - BIT <input type="checkbox"/>	FEEES DUE <input type="checkbox"/> Yes <input type="checkbox"/> No	CHP 345 <input type="checkbox"/>	CHP 100D COL. 5	INSPECTION DATE(S) 6/12/2015	TIME IN 1230	TIME OUT 1530
INSPECTED BY (NAME(S)) E. Alcalá				ID NUMBER(S) A15687	SUSPENSE DATE <input checked="" type="checkbox"/> Auto <input type="checkbox"/> None		

**MOTOR CARRIER CERTIFICATION**

I hereby certify that all violations described hereon and recorded on the attached pages (2 through 1), will be corrected in accordance with applicable provisions of the California Vehicle Code and the California Code of Regulations. I understand that I may request a review of an unsatisfactory rating by contacting the Motor Carrier Safety Unit Supervisor at (559) 445-6992 within 5 calendar days of the rating.

CURRENT TERMINAL RATING <b>SATISFACTORY</b>	CARRIER REPRESENTATIVE'S SIGNATURE <i>Elizabeth Watlington</i>	DATE 6/12/2015
CARRIER REPRESENTATIVE'S PRINTED NAME <b>Elizabeth Watlington</b>	TITLE <b>Operations Manager</b>	DRIVER LICENSE NUMBER STATE

Destroy Previous Editions

*6-16-15  
K.S.*





*Department of Transportation / FAX  
Fresno City Council Authorizing Resolution*





RESOLUTION NO. 2013-2

A RESOLUTION OF THE COUNCIL OF THE CITY OF FRESNO, CALIFORNIA, AUTHORIZING THE ANNUAL FILING OF APPLICATIONS FOR STATE TRANSPORTATION DEVELOPMENT ACT (TDA) FUNDING, INCLUDING LOCAL TRANSPORTATION FUND (LTF) AND STATE TRANSIT ASSISTANCE (STA) FUNDS BY THE DIRECTOR OF TRANSPORTATION OR HIS DESIGNEE

WHEREAS, the State Transportation Development Act (TDA), as amended (Division 10, Part 11, Chapter 4 of the Public Utilities Code Sections 99200 et. Seq.) provides for the allocation of funds from the Local Transportation Fund (LTF) and State Transit Assistance (STA) for use by eligible claimants for the funding of transit, pedestrian and transportation activities; and

WHEREAS, Article 3 of the TDA authorizes the submission of claims to the regional transportation planning agency; and

WHEREAS funds for local and regional transit, pedestrian and transportation activities are allocated annually by the Fresno Council of Governments (Fresno COG); and

WHEREAS, the Fresno COG, as the regional transportation planning agency for Fresno County, requires annual submission of requests for the allocation of TDA funding; and

WHEREAS, the City of Fresno desires to apply for funds made available through the TDA to fund transit, pedestrian and public transportation activities.

NOW, THEREFORE, BE IT RESOLVED BY the Council of the City of Fresno as follows:

1. The City approves the annual application for TDA funding for projects, activities and participation therein, consistent with constitutional and local law requirements and this resolution.

2. The City certifies that the City has reviewed, understands and, to the extent consistent with all constitutional and local law requirements and this resolution, agrees to the provisions contained in the funding guidelines, and related documents.

3. The City of Fresno is a public entity established under the laws of the State of California, and is eligible to request an allocation of TDA funds pursuant to Chapter 4, Part 11, Division 10 of the Public Utilities Code.



4. That the City Manager and/or the Director of Transportation, and each of them, is authorized to annually prepare and execute for and on behalf of the City of Fresno, all documents including but not limited to applications, agreements, amendments and assurances necessary for the purpose of obtaining TDA funds provided by the Fresno COG subject to prior approval as to form by the City Attorney's Office.

\*\*\*\*\*

CLERK'S CERTIFICATION

STATE OF CALIFORNIA )  
COUNTY OF FRESNO ) ss.  
CITY OF FRESNO )

I, YVONNE SPENCE, City Clerk of the City of Fresno, certify that the foregoing resolution was adopted by the Council of the City of Fresno, at a regular meeting held on the 17th day of January 2013.

AYES: Baines, Brand, Brandau, Caprioglio, Olivier, Quintero, Xiong

NOES: None

ABSTAIN: None

ABSENT: None

Mayor Approval: \_\_\_\_\_ N/A, 2013

Mayor Approval / No Return: \_\_\_\_\_ N/A, 2013

Mayor Veto: \_\_\_\_\_ N/A, 2013

Council Override Vote: \_\_\_\_\_ N/A, 2013

YVONNE SPENCE, CMC  
City Clerk


By Yvonne Spence  
Deputy

APPROVED AS TO FORM:  
Francine M. Kanne  
Interim City Attorney

By [Signature] 1/24/13  
Robert C. Abrams Date  
Deputy



*Department of Transportation / FAX  
Fiscal 2016 Operating Budget*



City of Fresno  
 EXPENDITURE SUMMARY REPORT BY FUND AND DEPARTMENT  
 Fiscal Year 2016 / Period 012  
 Fund 22505 and Department 45

Acct	Appropriation	M-T-D Expended	M-T-D Encumbered	Y-T-D Expended	Y-T-D Encumbered	Y-T-D Exp + Enc	Free Balance	Projection 1	Projection 2
51101	Permanent Salaries	0.00	0.00	1,408,633.15	0.00	1,408,633.15	920,366.85	1,408,633.15	1,408,633.15
51102	Permanent Fringe	0.00	0.00	32,590.50	0.00	32,590.50	18,009.50	32,590.50	32,590.50
51103	Employee Leave Payof	0.00	0.00	12,849.55	0.00	12,849.55	13,050.45	12,849.55	12,849.55
51104	Perm Fringe-Health&W	0.00	0.00	306,083.84	0.00	306,083.84	166,816.15	306,083.84	306,083.84
51105	Perm Fringe-Life&Dis	0.00	0.00	1,077.63	0.00	1,077.63	1,722.37	1,077.63	1,077.63
51107	Perm Fringe-Pension,	0.00	0.00	174,649.70	0.00	174,649.70	107,350.30	174,649.70	174,649.70
51109	Leave Payoff At Term	0.00	0.00	11,700.00	0.00	11,700.00	0.00	11,700.00	11,700.00
51201	Non-Permanent Salari	0.00	0.00	13,173.58	0.00	13,173.58	-13,173.58	13,173.58	13,173.58
51202	Non-Permanent Fringe	0.00	0.00	1,013.78	0.00	1,013.78	1,013.78	1,013.78	1,013.78
51301	Overtime	0.00	0.00	275,635.28	0.00	275,635.28	-64,635.28	275,635.28	275,635.28
51401	Premium Pay	0.00	0.00	8,952.80	0.00	8,952.80	-8,952.80	8,952.80	8,952.80
52302	Gen Svc Pens Oblig B	0.00	0.00	74,686.46	0.00	74,686.46	13.54	74,686.46	74,686.46
52601	Worker's Compensatio	0.00	0.00	241,500.00	0.00	241,500.00	0.00	241,500.00	241,500.00
Tot:	51000 Employee Services	0.00	0.00	2,562,546.27	0.00	2,562,546.27	1,138,553.73	2,562,546.27	2,562,546.27
Tot:	PER Personnel Expenditur	0.00	0.00	2,562,546.27	0.00	2,562,546.27	1,138,553.73	2,562,546.27	2,562,546.27
53402	Specialized Services	0.00	0.00	32.00	0.00	32.00	-32.00	32.00	32.00
Tot:	53000 Purchased Prof and T	0.00	0.00	32.00	0.00	32.00	-32.00	32.00	32.00
56261	Diesel Fuel	0.00	0.00	116,000.00	0.00	116,000.00	803,400.00	116,000.00	116,000.00
56282	Alternative Fuel	0.00	0.00	578,226.77	0.00	578,226.77	184,373.23	578,226.77	578,226.77
Tot:	56000 Supplies	0.00	0.00	694,226.77	0.00	694,226.77	987,773.23	694,226.77	694,226.77
Tot:	NONPER Non Personnel Expend	0.00	0.00	694,226.77	0.00	694,226.77	987,741.23	694,226.77	694,226.77
59101	Var Interdept Reimb	0.00	0.00	134,993.31	0.00	134,993.31	406,206.69	134,993.31	134,993.31
59201	Cost Allocation Plan	0.00	0.00	94,100.00	0.00	94,100.00	0.00	94,100.00	94,100.00
59322	PeopleSoft Replaceme	0.00	0.00	17,800.00	0.00	17,800.00	0.00	17,800.00	17,800.00
Tot:	59000 Interdepartmental Ch	0.00	0.00	246,893.31	0.00	246,893.31	406,206.69	246,893.31	246,893.31
Tot:	IDCHRG Interdepartmental Ch	0.00	0.00	246,893.31	0.00	246,893.31	406,206.69	246,893.31	246,893.31
Tot Dept:	450000 Transportation Dep	0.00	0.00	3,503,698.35	0.00	3,503,698.35	2,532,501.65	3,503,698.35	3,503,698.35

City of Fresno  
 EXPENDITURE SUMMARY REPORT BY FUND AND DEPARTMENT  
 Fiscal Year 2016 / Period 012  
 Fund 22505 and Department 45

Report ID: ZGLS0030  
 Fund Type: 20000F Special Revenue  
 Subfund: 22500F Measure C  
 Detail Fund: 22505 Measure C Transit  
 Department: 450000 Transportation Department  
 BY: 2016

Acct	Appropriation	M-T-D Expended	M-T-D Encumbered	Y-T-D Expended	Y-T-D Encumbered	Y-T-D Exp + Enc	Free Balance	Projection 1	Projection 2
Tot Fund: 22505	6,036,200.00	0.00	0.00	3,503,698.35	0.00	3,503,698.35	2,532,501.65	3,503,698.35	3,503,698.35
Tot Subf: 22500F Measure C	6,036,200.00	0.00	0.00	3,503,698.35	0.00	3,503,698.35	2,532,501.65	3,503,698.35	3,503,698.35
Tot Type: 20000F Special Revenue	6,036,200.00	0.00	0.00	3,503,698.35	0.00	3,503,698.35	2,532,501.65	3,503,698.35	3,503,698.35
Total for BP 2016	6,036,200.00	0.00	0.00	3,503,698.35	0.00	3,503,698.35	2,532,501.65	3,503,698.35	3,503,698.35

City of Fresno  
EXPENDITURE SUMMARY REPORT BY FUND AND DEPARTMENT  
Fiscal Year 2016 / Period 012  
Fund 43502 and Department 45

Acct	Appropriation	M-T-D Expended	M-T-D Encumbered	Y-T-D Expended	Y-T-D Encumbered	Y-T-D Exp + Enc	Free Balance	Projection 1	Projection 2
51101	Permanent Salaries	0.00	0.00	7,311,167.16	0.00	7,311,167.16	5,024,332.84	7,311,167.16	7,311,167.16
51102	Permanent Fringe	0.00	0.00	167,202.40	0.00	167,202.40	110,097.60	167,202.40	167,202.40
51103	Employee Leave Payof	0.00	0.00	82,295.11	0.00	82,295.11	79,904.89	82,295.11	82,295.11
51104	Perm Fringe-Health&W	0.00	0.00	1,574,587.45	0.00	1,574,587.45	1,057,112.55	1,574,587.45	1,574,587.45
51105	Perm Fringe-Life&Dis	0.00	0.00	9,942.03	0.00	9,942.03	3,737.97	9,942.03	9,942.03
51106	Perm Fringe-Pension	0.00	0.00	18,031.70	0.00	18,031.70	-18,031.70	18,031.70	18,031.70
51107	Perm Fringe-Pension,	0.00	0.00	904,891.29	0.00	904,891.29	578,308.71	904,891.29	904,891.29
51109	Leave Payoff At Term	0.00	0.00	57,900.00	0.00	57,900.00	0.00	57,900.00	57,900.00
51201	Non-Permanent Salari	0.00	0.00	224,059.99	0.00	224,059.99	-188,159.99	224,059.99	224,059.99
51202	Non-Permanent Fringe	0.00	0.00	17,418.55	0.00	17,418.55	-14,718.55	17,418.55	17,418.55
51301	Overtime	0.00	0.00	1,687,017.48	0.00	1,687,017.48	-914,617.48	1,687,017.48	1,687,017.48
51401	Premium Pay	0.00	0.00	62,612.61	0.00	62,612.61	19,487.39	62,612.61	62,612.61
51501	Contract Extra Help	0.00	0.00	0.00	0.00	0.00	162,000.00	0.00	0.00
52302	Gen Svc Pens Oblig B	0.00	0.00	583,594.34	0.00	583,594.34	105.66	583,594.34	583,594.34
52403	HRA Payments	0.00	0.00	21,615.11	0.00	21,615.11	4,484.89	21,615.11	21,615.11
52601	Worker's Compensatio	0.00	0.00	1,081,000.00	0.00	1,081,000.00	0.00	1,081,000.00	1,081,000.00
52901	Recurring Vehicle Al	0.00	0.00	6,900.00	0.00	6,900.00	6,100.00	6,900.00	6,900.00
Tot: 51000	Employee Services	0.00	0.00	13,810,235.22	0.00	13,810,235.22	5,909,764.78	13,810,235.22	13,810,235.22
Tot: PER Personnel	Expenditur	0.00	0.00	13,810,235.22	0.00	13,810,235.22	5,909,764.78	13,810,235.22	13,810,235.22
53302	Prof Svcs/Consulting	0.00	0.00	374,505.98	21,137.50	395,643.48	-352,643.48	395,643.48	395,643.48
53304	Prof Svcs (Non-Consu	0.00	0.00	11,995.44	0.00	11,995.44	-11,995.44	11,995.44	11,995.44
53306	Outside Legal Servic	0.00	0.00	5,640.00	0.00	5,640.00	-5,640.00	5,640.00	5,640.00
53402	Specialized Services	0.00	0.00	59,216.00	0.00	59,216.00	29,684.00	59,216.00	59,216.00
53407	Contract Transportat	0.00	0.00	2,853,150.72	0.00	2,853,150.72	1,090,449.28	2,853,150.72	2,853,150.72
Tot: 53000	Purchased Prof and T	0.00	0.00	3,304,508.14	21,137.50	3,325,645.64	749,854.36	3,325,645.64	3,325,645.64
54101	Utilities	0.00	0.00	63,413.16	0.00	63,413.16	25,686.84	63,413.16	63,413.16
54301	O/S Repair, Maint &	0.00	0.00	450.00	0.00	450.00	-450.00	450.00	450.00
54303	Service Contracts-Of	0.00	0.00	6,980.90	0.00	6,980.90	5,519.10	6,980.90	6,980.90
54305	O/S Repair & Maint.-	0.00	0.00	0.00	0.00	0.00	1,000.00	0.00	0.00
54411	Space Rentals	0.00	0.00	400.24	0.00	400.24	-400.24	400.24	400.24
54501	Buildings & Improvem	0.00	0.00	0.00	0.00	0.00	1,500.00	0.00	0.00
Tot: 54000	Purchased Property S	0.00	0.00	71,244.30	0.00	71,244.30	32,855.70	71,244.30	71,244.30
55501	Printing & Binding--	0.00	0.00	22,374.44	12,865.60	35,240.04	3,759.96	35,240.04	35,240.04

City of Fresno  
 EXPENDITURE SUMMARY REPORT BY FUND AND DEPARTMENT  
 Fiscal Year 2016 / Period 012  
 Fund 43502 and Department 45

Acct	Appropriation	M-T-D Expended	M-T-D Encumbered	Y-T-D Expended	Y-T-D Encumbered	Y-T-D Exp + Enc	Free Balance	Projection 1	Projection 2
55801	Training	0.00	0.00	16,909.00	0.00	16,909.00	390,791.00	16,909.00	16,909.00
55803	Travel & Conference	0.00	0.00	29,838.49	0.00	29,838.49	-21,938.49	29,838.49	29,838.49
55804	Misc. Subistence Ex	0.00	0.00	380.89	0.00	380.89	319.11	380.89	380.89
Tot:	55000 Other Purchased Serv	0.00	0.00	69,502.82	12,865.60	82,368.42	372,931.58	82,368.42	82,368.42
56101	Clothing & Personal	0.00	0.00	30,032.37	0.00	30,032.37	2,967.63	30,032.37	30,032.37
56105	Small Tools For Field	0.00	0.00	0.00	0.00	0.00	2,000.00	0.00	0.00
56106	Postage	0.00	0.00	460.88	0.00	460.88	1,539.12	460.88	460.88
56107	Office Supplies	0.00	0.00	23,528.25	0.00	23,528.25	12,471.75	23,528.25	23,528.25
56108	Photographic Supplie	0.00	0.00	0.00	0.00	0.00	1,600.00	0.00	0.00
56110	Computer Software	0.00	0.00	3,923.15	0.00	3,923.15	11,076.85	3,923.15	3,923.15
56116	Materials & Parts--E	0.00	0.00	0.00	0.00	0.00	600.00	0.00	0.00
56240	Oils & Lubricants	0.00	0.00	17,599.74	0.00	17,599.74	92,400.26	17,599.74	17,599.74
56261	Diesel Fuel	0.00	0.00	41,727.92	42,272.08	84,000.00	581,600.00	84,000.00	84,000.00
56262	Alternative Fuel	0.00	0.00	418,715.91	0.00	418,715.91	133,684.09	418,715.91	418,715.91
Tot:	56000 Supplies	0.00	0.00	535,988.22	42,272.08	578,260.30	839,939.70	578,260.30	578,260.30
57101	Land Acquisition	0.00	0.00	0.00	0.00	0.00	150,000.00	0.00	0.00
57431	Furniture & Fixtures	0.00	0.00	1,747.68	7,483.61	9,231.29	-7,731.29	9,231.29	9,231.29
Tot:	57000 Property	0.00	0.00	1,747.68	7,483.61	9,231.29	142,268.71	9,231.29	9,231.29
58005	Miscellaneous Expend	0.00	0.00	4,885.64	0.00	4,885.64	2,014.36	4,885.64	4,885.64
58010	Taxes & Bond Premium	0.00	0.00	634.49	0.00	634.49	16,565.51	634.49	634.49
58016	Membership & Dues	0.00	0.00	15,011.00	0.00	15,011.00	104,089.00	15,011.00	15,011.00
58017	Subscriptions & Publ	0.00	0.00	630.00	0.00	630.00	870.00	630.00	630.00
58022	Transverse Charge	0.00	0.00	597,000.00	0.00	597,000.00	0.00	597,000.00	597,000.00
58027	License & Permits	0.00	0.00	16,670.81	0.00	16,670.81	-16,670.81	16,670.81	16,670.81
58101	Sales/Use Tax Expens	0.00	0.00	54.80	0.00	54.80	-54.80	54.80	54.80
Tot:	58000 Other Objects	0.00	0.00	634,886.74	0.00	634,886.74	106,813.26	634,886.74	634,886.74
Tot:	NONPER Non Personnel Expend	0.00	0.00	4,617,877.90	83,758.79	4,701,636.69	2,244,663.31	4,701,636.69	4,701,636.69
59101	Var Interdept Reimb	0.00	0.00	140,846.04	0.00	140,846.04	403,253.96	140,846.04	140,846.04
59102	City Attorney Charge	0.00	0.00	412.50	0.00	412.50	-412.50	412.50	412.50
59105	Purchasing - Variabl	0.00	0.00	0.00	0.00	0.00	50,000.00	0.00	0.00
59201	Cost Allocation Plan	0.00	0.00	921,800.00	0.00	921,800.00	0.00	921,800.00	921,800.00



Acct	Appropriation	M-T-D Expended	M-T-D Encumbered	Y-T-D Expended	Y-T-D Encumbered	Y-T-D Exp + Enc	Free Balance	Projection 1	Projection 2
59302	Info Systems Service	0.00	0.00	208,800.00	0.00	208,800.00	0.00	208,800.00	208,800.00
59304	Property Self-Insura	0.00	0.00	115,200.00	0.00	115,200.00	0.00	115,200.00	115,200.00
59305	Liability Self-Insur	0.00	0.00	1,027,700.00	0.00	1,027,700.00	0.00	1,027,700.00	1,027,700.00
59307	Charges For Telephon	0.00	0.00	32,660.04	0.00	32,660.04	1,539.96	32,660.04	32,660.04
59311	Fleet Depreciation C	0.00	0.00	2,226.56	0.00	2,226.56	-21,226.56	2,226.56	2,226.56
59312	Fleet Services Charg	0.00	0.00	97,142.44	0.00	97,142.44	-83,142.44	97,142.44	97,142.44
59315	Employee/Visitor Prk	0.00	0.00	200.00	0.00	200.00	700.00	200.00	200.00
59317	Fleet Special Projec	0.00	0.00	2,580.31	0.00	2,580.31	-580.31	2,580.31	2,580.31
59322	Peoplesoft Replaceme	0.00	0.00	74,900.00	0.00	74,900.00	0.00	74,900.00	74,900.00
59323	Network Replacement	0.00	0.00	19,300.00	0.00	19,300.00	0.00	19,300.00	19,300.00
59325	Fleet Fuel Charges	0.00	0.00	437,263.02	0.00	437,263.02	521,936.98	437,263.02	437,263.02
Tot: 59000	Interdepartmental Ch	0.00	0.00	3,081,030.91	0.00	3,081,030.91	891,069.09	3,081,030.91	3,081,030.91
Tot: IDCHRG	Interdepartmental Ch	0.00	0.00	3,081,030.91	0.00	3,081,030.91	891,069.09	3,081,030.91	3,081,030.91
Tot Dept: 450000	Transportation Dep	0.00	0.00	21,509,144.03	83,758.79	21,592,902.82	9,045,497.18	21,592,902.82	21,592,902.82
Tot Fund: 43502		0.00	0.00	21,509,144.03	83,758.79	21,592,902.82	9,045,497.18	21,592,902.82	21,592,902.82
Tot Subf: 43500F	Fresno Transit Sys	0.00	0.00	21,509,144.03	83,758.79	21,592,902.82	9,045,497.18	21,592,902.82	21,592,902.82
Tot Type: 40000F	Enterprise	0.00	0.00	21,509,144.03	83,758.79	21,592,902.82	9,045,497.18	21,592,902.82	21,592,902.82
Total for BP 2016		0.00	0.00	21,509,144.03	83,758.79	21,592,902.82	9,045,497.18	21,592,902.82	21,592,902.82

Acct	Appropriation	M-T-D Expended	M-T-D Encumbered	Y-T-D Expended	Y-T-D Encumbered	Y-T-D Exp + Enc	Free Balance	Projection 1	Projection 2
51101	3,402,600.00	0.00	0.00	2,384,715.69	0.00	2,384,715.69	1,017,884.31	2,384,715.69	2,384,715.69
51102	38,500.00	0.00	0.00	31,154.42	0.00	31,154.42	7,345.58	31,154.42	31,154.42
51103	81,500.00	0.00	0.00	46,719.16	0.00	46,719.16	34,780.84	46,719.16	46,719.16
51104	710,600.00	0.00	0.00	459,076.94	0.00	459,076.94	251,523.06	459,076.94	459,076.94
51105	5,100.00	0.00	0.00	4,252.68	0.00	4,252.68	847.32	4,252.68	4,252.68
51107	336,900.00	0.00	0.00	244,277.21	0.00	244,277.21	92,622.79	244,277.21	244,277.21
51109	23,100.00	0.00	0.00	23,100.00	0.00	23,100.00	0.00	23,100.00	23,100.00
51109	23,100.00	0.00	0.00	23,178.69	0.00	23,178.69	-23,178.69	23,178.69	23,178.69
51201	0.00	0.00	0.00	1,797.51	0.00	1,797.51	-1,797.51	1,797.51	1,797.51
51202	0.00	0.00	0.00	124,788.71	0.00	124,788.71	124,788.71	124,788.71	124,788.71
51301	125,000.00	0.00	0.00	85,809.20	0.00	85,809.20	36,790.80	85,809.20	85,809.20
51401	122,600.00	0.00	0.00	153,772.18	0.00	153,772.18	5,790.40	153,772.18	153,772.18
52302	153,800.00	0.00	0.00	6,609.60	0.00	6,609.60	5,790.40	6,609.60	6,609.60
52403	12,400.00	0.00	0.00	340,800.00	0.00	340,800.00	0.00	340,800.00	340,800.00
52601	340,800.00	0.00	0.00	2,250.00	0.00	2,250.00	1,350.00	2,250.00	2,250.00
52901	3,600.00	0.00	0.00	3,932,301.99	0.00	3,932,301.99	1,424,198.01	3,932,301.99	3,932,301.99
Tot: 51000 Employee Services	5,356,500.00	0.00	0.00	3,932,301.99	0.00	3,932,301.99	1,424,198.01	3,932,301.99	3,932,301.99
Tot: PER Personnel Expenditur	5,356,500.00	0.00	0.00	3,932,301.99	0.00	3,932,301.99	1,424,198.01	3,932,301.99	3,932,301.99
53303	64,000.00	0.00	0.00	457.21	0.00	457.21	63,542.79	457.21	457.21
53401	50,000.00	0.00	0.00	50,905.58	0.00	50,905.58	-905.58	50,905.58	50,905.58
53402	116,500.00	0.00	0.00	18,621.19	0.00	18,621.19	97,878.81	18,621.19	18,621.19
53407	1,855,900.00	0.00	0.00	1,342,659.14	0.00	1,342,659.14	513,240.86	1,342,659.14	1,342,659.14
Tot: 53000 Purchased Prof and T	2,086,400.00	0.00	0.00	1,412,643.12	0.00	1,412,643.12	673,756.88	1,412,643.12	1,412,643.12
54101	406,900.00	0.00	0.00	379,592.46	0.00	379,592.46	27,307.54	379,592.46	379,592.46
54241	15,000.00	0.00	0.00	7,055.78	0.00	7,055.78	7,944.22	7,055.78	7,055.78
54301	20,000.00	0.00	0.00	20,693.27	0.00	20,693.27	-693.27	20,693.27	20,693.27
54302	0.00	0.00	0.00	306.00	0.00	306.00	-306.00	306.00	306.00
54303	588,400.00	0.00	0.00	416,794.83	6,057.82	422,852.65	165,547.35	422,852.65	422,852.65
54304	154,500.00	0.00	0.00	80,998.21	0.00	80,998.21	73,501.79	80,998.21	80,998.21
54305	51,500.00	0.00	0.00	28,343.02	0.00	28,343.02	23,156.98	28,343.02	28,343.02
54306	10,000.00	0.00	0.00	0.00	0.00	0.00	10,000.00	0.00	0.00
54421	4,000.00	0.00	0.00	0.00	0.00	0.00	4,000.00	0.00	0.00
54501	250,000.00	0.00	0.00	343,676.76	170,654.58	514,331.34	-264,331.34	514,331.34	514,331.34
Tot: 54000 Purchased Property S	1,500,300.00	0.00	0.00	1,277,460.33	176,712.40	1,454,172.73	46,127.27	1,454,172.73	1,454,172.73

Acct	Appropriation	M-T-D Expended	M-T-D Encumbered	Y-T-D Expended	Y-T-D Encumbered	Y-T-D Exp + Enc	Free Balance	Projection 1	Projection 2
55501	Printing & Binding--	0.00	0.00	0.00	0.00	0.00	66,900.00	0.00	0.00
55801	Training	0.00	0.00	1,004.00	0.00	1,004.00	28,796.00	1,004.00	1,004.00
55803	Travel & Conference	0.00	0.00	32,535.54	0.00	32,535.54	-12,535.54	32,535.54	32,535.54
55804	Misc. Subsistence Ex	0.00	0.00	0.00	0.00	0.00	300.00	0.00	0.00
Tot:	55000 Other Purchased Serv	0.00	0.00	33,539.54	0.00	33,539.54	83,460.46	33,539.54	33,539.54
56101	Clothing & Personal	0.00	0.00	21,497.19	0.00	21,497.19	3,502.81	21,497.19	21,497.19
56102	Office Equipment--Un	0.00	0.00	0.00	0.00	0.00	2,000.00	0.00	0.00
56105	Small Tools For Fiel	0.00	0.00	16,177.63	0.00	16,177.63	23,822.37	16,177.63	16,177.63
56106	Postage	0.00	0.00	0.00	0.00	0.00	800.00	0.00	0.00
56107	Office Supplies	0.00	0.00	3,597.30	0.00	3,597.30	-1,597.30	3,597.30	3,597.30
56110	Computer Software	0.00	0.00	0.00	0.00	0.00	58,500.00	0.00	0.00
56112	Cleaning & Janitoria	0.00	0.00	31,692.58	0.00	31,692.58	13,307.42	31,692.58	31,692.58
56115	Materials & Parts--V	0.00	0.00	101,146.16	0.00	101,146.16	48,853.84	101,146.16	101,146.16
56116	Materials & Parts--E	0.00	0.00	20,280.64	0.00	20,280.64	29,719.36	20,280.64	20,280.64
56118	Dormitory & Kitchen	0.00	0.00	0.00	0.00	0.00	100.00	0.00	0.00
56121	Inventory	0.00	0.00	939,871.60	64,865.46	1,004,737.06	352,262.94	1,004,737.06	1,004,737.06
56122	Laboratory & Medical	0.00	0.00	2,766.84	0.00	2,766.84	-2,766.84	2,766.84	2,766.84
56123	Materials & Parts -	0.00	0.00	0.00	0.00	0.00	500.00	0.00	0.00
56124	Materials & Supplies	0.00	0.00	192,271.24	107,728.76	300,000.00	168,100.00	300,000.00	300,000.00
Tot:	56000 Supplies	0.00	0.00	1,329,301.18	172,594.22	1,501,895.40	697,104.60	1,501,895.40	1,501,895.40
57431	Furniture & Fixtures	0.00	0.00	0.00	0.00	0.00	1,000.00	0.00	0.00
Tot:	57000 Property	0.00	0.00	0.00	0.00	0.00	1,000.00	0.00	0.00
58005	Miscellaneous Expend	0.00	0.00	2,924.00	0.00	2,924.00	-924.00	2,924.00	2,924.00
58017	Subscriptions & Publ	0.00	0.00	3,690.01	0.00	3,690.01	1,309.99	3,690.01	3,690.01
58027	License & Permits	0.00	0.00	3,984.01	0.00	3,984.01	16,015.99	3,984.01	3,984.01
58101	Sales/Use Tax Expens	0.00	0.00	27.32	0.00	27.32	-27.32	27.32	27.32
Tot:	58000 Other Objects	0.00	0.00	10,625.34	0.00	10,625.34	16,374.66	10,625.34	10,625.34
Tot:	NONPER Non Personnel Expend	0.00	0.00	4,063,569.51	349,306.62	4,412,876.13	1,517,823.87	4,412,876.13	4,412,876.13
59303	Info Systems Equip C	0.00	0.00	151,370.35	0.00	151,370.35	15,329.65	151,370.35	151,370.35
59307	Charges For Telephon	0.00	0.00	650.00	0.00	650.00	1,550.00	650.00	650.00
59309	Facilities Management	0.00	0.00	438,000.00	0.00	438,000.00	0.00	438,000.00	438,000.00

Report ID: ZGLS0030

Fund Type: 40000F Enterprise  
Subfund: 43500F Fresno Transit System  
Detail Fund: 43504 Federal Operating-43504  
Department: 450000 Transportation Department  
BY: 2016

City of Fresno  
EXPENDITURE SUMMARY REPORT BY FUND AND DEPARTMENT  
Fiscal Year 2016 / Period 012  
Fund 43504 and Department 45

Page No. 3  
Run Date 04/06/2016  
Run Time 12.03.01

Acct	Appropriation	M-T-D Expended	M-T-D Encumbered	Y-T-D Expended	Y-T-D Encumbered	Y-T-D Exp + Enc	Free Balance	Projection 1	Projection 2
59312	Fleet Services Chrg	0.00	0.00	17,780.26	0.00	17,780.26	147,719.74	17,780.26	17,780.26
59317	Fleet Special Projec	0.00	0.00	25,945.44	0.00	25,945.44	-5,945.44	25,945.44	25,945.44
59322	PeopleSoft Replaceme	0.00	0.00	19,900.00	0.00	19,900.00	0.00	19,900.00	19,900.00
59323	Network Replacement	0.00	0.00	1,400.00	0.00	1,400.00	0.00	1,400.00	1,400.00
59325	Fleet Fuel Charges	0.00	0.00	566.72	0.00	566.72	-566.72	566.72	566.72
Tot: 59000	Interdepartmental Ch	0.00	0.00	655,612.77	0.00	655,612.77	158,087.23	655,612.77	655,612.77
Tot: IDCHRG	Interdepartmental Ch	0.00	0.00	655,612.77	0.00	655,612.77	158,087.23	655,612.77	655,612.77
Tot Dept: 450000	Transportation Dep	0.00	0.00	8,651,484.27	349,306.62	9,000,790.89	3,100,109.11	9,000,790.89	9,000,790.89
Tot Fund: 43504		0.00	0.00	8,651,484.27	349,306.62	9,000,790.89	3,100,109.11	9,000,790.89	9,000,790.89
Tot Subf: 43500F	Fresno Transit Sys	0.00	0.00	8,651,484.27	349,306.62	9,000,790.89	3,100,109.11	9,000,790.89	9,000,790.89
Tot Type: 40000F	Enterprise	0.00	0.00	8,651,484.27	349,306.62	9,000,790.89	3,100,109.11	9,000,790.89	9,000,790.89
Total for BP 2016		0.00	0.00	8,651,484.27	349,306.62	9,000,790.89	3,100,109.11	9,000,790.89	9,000,790.89



Report ID: ZGLS0030

Fund Type: 2000F Special Revenue  
Subfund: 22500F Measure C  
Detail Fund: 22505 Measure C Transit  
Department: 450000 Transportation Department  
BY: PPrYr

City of Fresno  
EXPENDITURE SUMMARY REPORT BY FUND AND DEPARTMENT  
Fiscal Year 2016 / Period 012  
Fund 22505 and Department 45

Page No. 4  
Run Date 04/06/2016  
Run Time 11:42:11

Acct	Appropriation	M-T-D Expended	M-T-D Encumbered	Y-T-D Expended	Y-T-D Encumbered	Y-T-D Exp + Enc	Free Balance	Projection 1	Projection 2
	0.00	0.00	0.00	0.00	0.00	0.00	0.00	0.00	0.00
Total for BP PrYr	6,036,200.00	0.00	0.00	3,503,698.35	0.00	3,503,698.35	2,532,501.65	3,503,698.35	3,503,698.35
Grand Total									

End of Report

Acct	Appropriation	M-T-D Expended	M-T-D Encumbered	Y-T-D Expended	Y-T-D Encumbered	V-T-D Exp + Enc	Free Balance	Projection 1	Projection 2
53302	Prof Svcs/Consulting	0.00	0.00	27,632.00	1,652.47	29,284.47	0.00	29,284.47	29,284.47
	Tot: 53000 Purchased Prof and T	0.00	0.00	27,632.00	1,652.47	29,284.47	0.00	29,284.47	29,284.47
55501	Printing & Binding--	0.00	0.00	0.00	2,135.43	2,135.43	0.00	2,135.43	2,135.43
	Tot: 55000 Other Purchased Serv	0.00	0.00	0.00	2,135.43	2,135.43	0.00	2,135.43	2,135.43
56240	Oils & Lubricants	0.00	0.00	66,837.06	-34,923.02	31,914.04	-980.33	31,914.04	31,914.04
	Tot: 56000 Supplies	0.00	0.00	66,837.06	-34,923.02	31,914.04	-980.33	31,914.04	31,914.04
57431	Furniture & Fixtures	0.00	0.00	0.00	326.23	326.23	0.00	326.23	326.23
	Tot: 57000 Property	0.00	0.00	0.00	326.23	326.23	0.00	326.23	326.23
	Tot: NONPER Non Personnel Expend	0.00	0.00	94,469.06	-30,808.89	63,660.17	-980.33	63,660.17	63,660.17
	Tot Dept: 450000 Transportation Dep	0.00	0.00	94,469.06	-30,808.89	63,660.17	-980.33	63,660.17	63,660.17
	Tot Fund: 43502	0.00	0.00	94,469.06	-30,808.89	63,660.17	-980.33	63,660.17	63,660.17
	Tot Subf: 43500F Fresno Transit Sys	0.00	0.00	94,469.06	-30,808.89	63,660.17	-980.33	63,660.17	63,660.17
	Tot Type: 40000F Enterprise	0.00	0.00	94,469.06	-30,808.89	63,660.17	-980.33	63,660.17	63,660.17

Report ID: ZGLS0030  
 Fund Type: 40000F Enterprise  
 Subfund: 43500F Fresno Transit System  
 Detail Fund: 43502 Fresno Transit Operating  
 Department: 450000 Transportation Department  
 BY: Prrr

City of Fresno  
 EXPENDITURE SUMMARY REPORT BY FUND AND DEPARTMENT  
 Fiscal Year 2016 / Period 012  
 Fund 43502 and Department 45

Page No. 5  
 Run Date 04/06/2016  
 Run Time 12:00:28

Acct	Appropriation	M-T-D Expended	M-T-D Encumbered	Y-T-D Expended	Y-T-D Encumbered	Y-T-D Exp + Enc	Free Balance	Projection 1	Projection 2
	62,679.84	0.00	0.00	94,469.06	-30,808.89	63,660.17	-980.33	63,660.17	63,660.17
Total for BP PrYr	30,701,079.84	0.00	0.00	21,603,613.09	52,949.90	21,656,562.99	9,044,516.85	21,656,562.99	21,656,562.99
Grand Total									

End of Report



Acct	Appropriation	M-T-D Expended	M-T-D Encumbered	Y-T-D Expended	Y-T-D Encumbered	Y-T-D Exp + Enc	Free Balance	Projection 1	Projection 2
Tot: 53000	Purchased Prof and T	0.00	0.00	0.00	0.00	0.00	0.00	0.00	0.00
54241	Landscaping & Ground	0.00	0.00	10,964.63	-10,381.38	683.25	0.00	683.25	683.25
54303	Service Contracts-Of	0.00	0.00	47,030.04	5,308.16	794.22	0.00	794.22	794.22
54501	Buildings & Improvem	0.00	0.00	57,994.67	-4,179.00	52,338.20	0.00	52,338.20	52,338.20
Tot: 54000	Purchased Property S	0.00	0.00	17,618.63	-5,565.25	12,053.38	0.00	12,053.38	12,053.38
55501	Printing & Binding--	0.00	0.00	17,618.63	4,761.89	4,761.89	0.00	4,761.89	4,761.89
Tot: 55000	Other Purchased Serv	0.00	0.00	17,618.63	-803.36	16,815.27	0.00	16,815.27	16,815.27
56105	Small Tools For Fiel	0.00	0.00	75,613.30	11,022.60	86,635.90	0.00	86,635.90	86,635.90
56115	Materials & Parts--V	0.00	0.00	75,613.30	11,022.60	86,635.90	0.00	86,635.90	86,635.90
Tot: 56000	Supplies	0.00	0.00	75,613.30	11,022.60	86,635.90	0.00	86,635.90	86,635.90
Tot: NONPER	Non Personnel Expend	0.00	0.00	86,635.90	86,635.90	86,635.90	0.00	86,635.90	86,635.90
Tot Dept: 450000	Transportation Dep	0.00	0.00	86,635.90	86,635.90	86,635.90	0.00	86,635.90	86,635.90
Tot Fund: 43504		0.00	0.00	86,635.90	86,635.90	86,635.90	0.00	86,635.90	86,635.90
Tot Subf: 43500F	Fresno Transit Sys	0.00	0.00	86,635.90	86,635.90	86,635.90	0.00	86,635.90	86,635.90
Tot Type: 40000F	Enterprise	0.00	0.00	86,635.90	86,635.90	86,635.90	0.00	86,635.90	86,635.90

Report ID: ZGLS0030  
 Fund Type: 4000F Enterprise  
 Subfund: 4350F Fresno Transit System  
 Detail Fund: 43504 Federal Operating-43504  
 Department: 45000 Transportation Department  
 BY:

City of Fresno  
 EXPENDITURE SUMMARY REPORT BY FUND AND DEPARTMENT  
 Fiscal Year 2016 / Period 012  
 Fund 43504 and Department 45


Page No. 5  
 Run Date 04/06/2016  
 Run Time 12:04:35

Acct	Appropriation	M-T-D Expended	M-T-D Encumbered	Y-T-D Expended	Y-T-D Encumbered	Y-T-D Exp + Enc	Free Balance	Projection 1	Projection 2
Total for BP FYr	86,635.90	0.00	0.00	75,613.30	11,022.60	86,635.90	0.00	86,635.90	86,635.90
Grand Total	12,187,535.90	0.00	0.00	8,727,097.57	360,329.22	9,087,426.79	3,100,109.11	9,087,426.79	9,087,426.79

End of Report



*Department of Transportation / FAX  
Fiscal 2015 Year End  
Revenue and Expense Summaries*



City of Fresno  
REVENUE LEDGER SUMMARY BY FUND AND DEPARTMENT  
Fiscal Year 2015 / Period 012  
Fund 22505 and All Departments

Report ID: ZGLS0040  
Fund Type: 20000F Special Revenue  
Subfund: 22500F Measure C  
Detail Fund: 22505 Measure C Transit  
Department: 450000 Transportation Department  
Budget Period: 2015

Account	Estimated Revenue/ Transfers	Actual Receipts	Transfers	Total Revenue/ Transfers	Balance Anticipated	Percent Received
30101 Transfer from Fund Balance	2,924,900.00	3,126,778.99	0.00	3,126,778.99	-201,878.99	106.90
Tot: 30100A Prior Year Resources	2,924,900.00	3,126,778.99	0.00	3,126,778.99	-201,878.99	106.90
31302 Measure "C" Revenue	8,774,400.00	9,021,231.28	0.00	9,021,231.28	-246,831.28	102.81
Tot: 31300A Central Sales & Use Taxes	8,774,400.00	9,021,231.28	0.00	9,021,231.28	-246,831.28	102.81
36101 Interest	10,000.00	29,697.99	0.00	29,697.99	-19,697.99	296.98
Tot: 36100A Interest Revenues	10,000.00	29,697.99	0.00	29,697.99	-19,697.99	296.98
39008 Refunds--Current Year	0.00	780.47	0.00	780.47	-780.47	0.00
39010 Jury Duty Fees--Employees	0.00	19.08	0.00	19.08	-19.08	0.00
Tot: 39000A Other Revenue Sources	0.00	799.55	0.00	799.55	-799.55	0.00
Tot: 30000A Revenues	11,709,300.00	12,178,507.81	0.00	12,178,507.81	-469,207.81	104.01
44910 Transfer To Other Fund	-2,380,600.00	-2,064,200.00	0.00	-2,064,200.00	-316,400.00	86.71
Tot: TRANSPERSA Transfers	-2,380,600.00	-2,064,200.00	0.00	-2,064,200.00	-316,400.00	86.71
Tot: 40000A Intragovernmental Transf	-2,380,600.00	-2,064,200.00	0.00	-2,064,200.00	-316,400.00	86.71
Tot Dept: 450000 Transportation Departme	9,328,700.00	10,114,307.81	0.00	10,114,307.81	-785,607.81	108.42
Tot Fund: 22505 Measure C Transit	9,328,700.00	10,114,307.81	0.00	10,114,307.81	-785,607.81	108.42
Tot Subf: 22500F Measure C	9,328,700.00	10,114,307.81	0.00	10,114,307.81	-785,607.81	108.42
Tot Type: 20000F Special Revenue	9,328,700.00	10,114,307.81	0.00	10,114,307.81	-785,607.81	108.42
Tot Budget Period: 2015	9,328,700.00	10,114,307.81	0.00	10,114,307.81	-785,607.81	108.42

Report ID: ZGLS0040  
 Fund Type: 20000F Special Revenue  
 Subfund: 22500F Measure C  
 Detail Fund: 22505 Measure C Transit  
 Department: 450000 Transportation Department  
 Budget Period: 2015

City of Fresno  
 REVENUE LEDGER SUMMARY BY FUND AND DEPARTMENT  
 Fiscal Year 2015 / Period 012  
 Fund 22505 and All Departments

Account	Estimated Revenue/ Transfers	Actual Receipts	Transfers	Total Revenue/ Transfers	Balance Anticipated	Percent Received
Grand Total	9,328,700.00	10,114,307.81	0.00	10,114,307.81	-785,607.81	108.42

End of Report

City of Fresno  
REVENUE LEDGER SUMMARY BY FUND AND DEPARTMENT  
Fiscal Year 2015 / Period 012  
Fund 43502 and All Departments

Report ID: ZGLS0040  
Fund Type: 40000F Enterprise  
Subfund: 43500F Fresno Transit System  
Detail Fund: 43502 Fresno Transit Operating  
Department: 450000 Transportation Department  
Budget Period: 2015

Account	Estimated Revenue/Transfers	Actual Receipts	Transfers	Total Revenue/Transfers	Balance Anticipated	Percent Received
30101 Transfer from Fund Balance	13,037,300.00	13,586,398.87	0.00	13,586,398.87	-549,098.87	104.21
Tot: 30100A Prior Year Resources	13,037,300.00	13,586,398.87	0.00	13,586,398.87	-549,098.87	104.21
33119 Advertising Program Income	350,000.00	637,523.08	0.00	637,523.08	-287,523.08	182.15
33120 Misc. Program Income	15,000.00	19,819.11	0.00	19,819.11	-4,819.11	132.13
Tot: 33100A Federal Revenues	365,000.00	657,342.19	0.00	657,342.19	-292,342.19	180.09
33506 State-TDA (ITF) Art-4	17,582,200.00	12,180,563.00	0.00	12,180,563.00	5,401,637.00	69.28
33518 State - TDA (STA) SB620	3,671,500.00	3,072,991.00	0.00	3,072,991.00	598,509.00	83.70
Tot: 33500A State Revenues	21,253,700.00	15,253,554.00	0.00	15,253,554.00	6,000,146.00	71.77
33802 County-Miscellaneous	120,000.00	0.00	0.00	0.00	120,000.00	0.00
33820 COG--Local Transp Planning	35,000.00	55,500.00	0.00	55,500.00	-20,500.00	158.57
33822 Other--Services	0.00	220,325.06	0.00	220,325.06	-220,325.06	0.00
Tot: 33700A Local Government	155,000.00	275,825.06	0.00	275,825.06	-120,825.06	177.95
34000 Charges for Services	0.00	192.00	0.00	192.00	-192.00	0.00
34002 Variable Reimb fr Non-ISF Div	25,000.00	46,258.18	0.00	46,258.18	-21,258.18	185.03
Tot: 34000A Reimbursement for ID Servi	25,000.00	46,450.18	0.00	46,450.18	-21,450.18	185.80
34351 Passenger Fares	6,593,200.00	6,116,670.50	0.00	6,116,670.50	476,529.50	92.77
34352 Senior Citizens' Passes	173,300.00	166,852.00	0.00	166,852.00	6,448.00	96.28
34323 Monthly Transit Passes	2,081,200.00	2,200,325.30	0.00	2,200,325.30	-119,125.30	105.72
34354 ID Card	4,500.00	4,554.00	0.00	4,554.00	-54.00	101.20
34357 Handy Ride Revenues	162,800.00	162,899.44	0.00	162,899.44	-99.44	100.06
34358 Special Rider Passes	296,200.00	281,234.00	0.00	281,234.00	14,966.00	94.95
34359 Contracted Revenue	120,000.00	113,109.57	0.00	113,109.57	6,890.43	94.26
Tot: 34300A Transportation	9,431,200.00	9,045,644.81	0.00	9,045,644.81	385,555.19	95.91
34421 Recycling Revenue	0.00	6,562.00	0.00	6,562.00	-6,562.00	0.00
Tot: 34400A Utilities	0.00	6,562.00	0.00	6,562.00	-6,562.00	0.00

Report ID: ZGLS0040  
Fund Type: 40000F Enterprise  
Subfund: 43500F Fresno Transit System  
Detail Fund: 43502 Fresno Transit Operating  
Department: 450000 Transportation Department  
Budget Period: 2015

City of Fresno  
REVENUE LEDGER SUMMARY BY FUND AND DEPARTMENT  
Fiscal Year 2015 / Period 012  
Fund 43502 and All Departments

Account	Estimated Revenue/Transfers	Actual Receipts	Transfers	Total Revenue/Transfers	Balance Anticipated	Percent Received
Tot: 34500A Development	0.00	0.00	0.00	0.00	0.00	0.00
36101 Interest	50,000.00	66,445.83	0.00	66,445.83	-16,445.83	132.89
Tot: 36100A Interest Revenues	50,000.00	66,445.83	0.00	66,445.83	-16,445.83	132.89
Tot: 38000A Internal Service Charges	0.00	0.00	0.00	0.00	0.00	0.00
39001 Credit Card Services	-10,000.00	-12,248.51	0.00	-12,248.51	2,248.51	122.49
39008 Refunds--Current Year	300,000.00	1,151,062.30	0.00	1,151,062.30	-851,062.30	383.69
39010 Jury Duty Fees--Employees	0.00	18.40	0.00	18.40	-18.40	0.00
39015 Miscellaneous--Other Revenue	8,000.00	4,953.16	0.00	4,953.16	3,046.84	61.91
39021 Property Losses	20,000.00	121,598.69	0.00	121,598.69	-101,598.69	607.99
Tot: 39000A Other Revenue Sources	318,000.00	1,265,384.04	0.00	1,265,384.04	-947,384.04	397.92
39401 Bad Debt - Collections	-1,000.00	-200.00	0.00	-200.00	-800.00	20.00
Tot: 39400A Collection Effort Writeoff	-1,000.00	-200.00	0.00	-200.00	-800.00	20.00
Tot: 30000A Revenues	44,634,200.00	40,203,406.98	0.00	40,203,406.98	4,430,793.02	90.07
43910 Transfers From Other Fund	-45,000.00	75.02	0.00	75.02	-45,075.02	-0.17
44910 Transfer To Other Fund	-4,023,700.00	-13,605,027.72	0.00	-13,605,027.72	9,581,327.72	338.12
Tot: TRANSFERA Transfers	-4,068,700.00	-13,604,952.70	0.00	-13,604,952.70	9,536,252.70	334.38
Tot: 40000A Intragovernmental Transf	-4,068,700.00	-13,604,952.70	0.00	-13,604,952.70	9,536,252.70	334.38
Tot Dept: 450000 Transportation Departme	40,565,500.00	26,598,454.28	0.00	26,598,454.28	13,967,045.72	65.57

Report ID: ZGLS0040  
 Fund Type: 40000F Enterprise  
 Subfund: 43500F Fresno Transit System  
 Detail Fund: 43502 Fresno Transit Operating  
 Department: 520000 Finance Department  
 Budget Period: 2015

City of Fresno  
 REVENUE LEDGER SUMMARY BY FUND AND DEPARTMENT  
 Fiscal Year 2015 / Period 012  
 Fund 43502 and All Departments

Account	Estimated Revenue/Transfers	Actual Receipts	Transfers	Total Revenue/Transfers	Balance Anticipated	Percent Received
34353 Monthly Transit Passes	0.00	-48.00	0.00	-48.00	48.00	0.00
Tot: 34300A Transportation	0.00	-48.00	0.00	-48.00	48.00	0.00
Tot: 30000A Revenues	0.00	-48.00	0.00	-48.00	48.00	0.00
Tot Dept: 520000 Finance Department	0.00	-48.00	0.00	-48.00	48.00	0.00
Tot Fund: 43502 Fresno Transit Operatin	40,565,500.00	26,598,406.28	0.00	26,598,406.28	13,967,093.72	65.57
Tot Subf: 43500F Fresno Transit System	40,565,500.00	26,598,406.28	0.00	26,598,406.28	13,967,093.72	65.57
Tot Type: 40000F Enterprise	40,565,500.00	26,598,406.28	0.00	26,598,406.28	13,967,093.72	65.57
Tot Budget Period: 2015	40,565,500.00	26,598,406.28	0.00	26,598,406.28	13,967,093.72	65.57



City of Fresno  
 REVENUE LEDGER SUMMARY BY FUND AND DEPARTMENT  
 Fiscal Year 2015 / Period 012  
 Fund 43502 and All Departments

Report ID: ZGLS0040  
 Fund Type: 4000F Enterprise  
 Subfund: 4350F Fresno Transit System  
 Detail Fund: 43502 Fresno Transit Operating  
 Department: 52000 Finance Department  
 Budget Period: 2015

Account	Estimated Revenue/Transfers	Actual Receipts	Transfers	Total Revenue/Transfers	Balance Anticipated	Percent Received
Grand Total	40,565,500.00	26,598,406.28	0.00	26,598,406.28	13,967,093.72	65.57

End of Report

Report ID: ZGLS0040  
 Fund Type: 40000F Enterprise  
 Subfund: 43500F Fresno Transit System  
 Detail Fund: 43504 Federal Operating-43504  
 Department: 450000 Transportation Department  
 Budget Period: 2015

City of Fresno  
 REVENUE LEDGER SUMMARY BY FUND AND DEPARTMENT  
 Fiscal Year 2015 / Period 012  
 Fund 43504 and All Departments

Account	Estimated Revenue/ Transfers	Actual Receipts	Transfers	Total Revenue/ Transfers	Balance Anticipated	Percent Received
30101 Transfer from Fund Balance	-2,699,900.00	-53,313.97	0.00	-53,313.97	-2,646,586.03	1.97
Tot: 30100A Prior Year Resources	-2,699,900.00	-53,313.97	0.00	-53,313.97	-2,646,586.03	1.97
Tot: 33100A Federal Revenues	0.00	0.00	0.00	0.00	0.00	0.00
36101 Interest	-45,000.00	-27,595.19	0.00	-27,595.19	-17,404.81	61.32
Tot: 36100A Interest Revenues	-45,000.00	-27,595.19	0.00	-27,595.19	-17,404.81	61.32
39008 Refunds--Current Year	0.00	2,038.07	0.00	2,038.07	-2,038.07	0.00
39015 Miscellaneous--Other Revenue	0.00	3,139.24	0.00	3,139.24	-3,139.24	0.00
Tot: 39000A Other Revenue Sources	0.00	5,177.31	0.00	5,177.31	-5,177.31	0.00
Tot: 30000A Revenues	-2,744,900.00	-75,731.85	0.00	-75,731.85	-2,669,168.15	2.76
43910 Transfers From Other Fund	11,087,800.00	8,159,468.00	0.00	8,159,468.00	2,928,332.00	73.59
44910 Transfer To Other Fund	45,000.00	0.00	0.00	0.00	45,000.00	0.00
Tot: TRANSFERA Transfers	11,132,800.00	8,159,468.00	0.00	8,159,468.00	2,973,332.00	73.29
Tot: 40000A Intragovernmental Transf	11,132,800.00	8,159,468.00	0.00	8,159,468.00	2,973,332.00	73.29
Tot Dept: 450000 Transportation Departme	8,387,900.00	8,083,736.15	0.00	8,083,736.15	304,163.85	96.37
Tot Fund: 43504 Federal Operating-43504	8,387,900.00	8,083,736.15	0.00	8,083,736.15	304,163.85	96.37
Tot Subf: 43500F Fresno Transit System	8,387,900.00	8,083,736.15	0.00	8,083,736.15	304,163.85	96.37
Tot Type: 40000F Enterprise	8,387,900.00	8,083,736.15	0.00	8,083,736.15	304,163.85	96.37
Tot Budget Period: 2015	8,387,900.00	8,083,736.15	0.00	8,083,736.15	304,163.85	96.37

City of Fresno  
 REVENUE LEDGER SUMMARY BY FUND AND DEPARTMENT  
 Fiscal Year 2015 / Period 012  
 Fund 43504 and All Departments

Report ID: ZGLS0040  
 Fund Type: 40000F Enterprise  
 Subfund: 43500F Fresno Transit System  
 Detail Fund: 43504 Federal Operating-43504  
 Department: 450000 Transportation Department  
 Budget Period: 2015

Account	Estimated Revenue/Transfers	Actual Receipts	Transfers	Total Revenue/Transfers	Balance Anticipated	Percent Received
Grand Total	8,387,900.00	8,083,736.15	0.00	8,083,736.15	304,163.85	96.37

End of Report

City of Fresno  
 EXPENDITURE SUMMARY REPORT BY FUND AND DEPARTMENT  
 Fiscal Year 2015 / Period 012  
 Fund 22505 Thru 43504 and Departments 45 Thru 45

Acct	Appropriation	M-T-D Expended	M-T-D Encumbered	Y-T-D Expended	Y-T-D Encumbered	Y-T-D Exp + Enc	Free Balance	Projection 1	Projection 2
51101	2,300,900.00	155,312.04	0.00	1,996,452.13	0.00	1,996,452.13	304,447.87	1,996,452.13	1,996,452.13
51102	50,800.00	2,417.89	0.00	41,113.09	0.00	41,113.09	9,686.91	41,113.09	41,113.09
51103	31,000.00	0.00	0.00	11,908.40	0.00	11,908.40	19,091.60	11,908.40	11,908.40
51104	466,800.00	35,572.14	0.00	454,779.74	0.00	454,779.74	32,030.26	454,779.74	454,779.74
51105	1,800.00	165.04	0.00	1,933.70	0.00	1,933.70	-133.70	1,933.70	1,933.70
51107	269,700.00	18,441.87	0.00	240,491.96	0.00	240,491.96	29,208.04	240,491.96	240,491.96
51109	11,900.00	0.00	0.00	11,900.00	0.00	11,900.00	0.00	11,900.00	11,900.00
51201	11,900.00	1,160.00	0.00	4,640.00	0.00	4,640.00	-4,640.00	4,640.00	4,640.00
51202	0.00	89.16	0.00	362.50	0.00	362.50	-362.50	362.50	362.50
51301	211,000.00	33,952.73	0.00	436,109.12	0.00	436,109.12	-225,109.12	436,109.12	436,109.12
51401	0.00	901.94	0.00	10,180.21	0.00	10,180.21	-10,180.21	10,180.21	10,180.21
52302	117,300.00	0.00	0.00	117,250.78	0.00	117,250.78	49.22	117,250.78	117,250.78
52601	201,800.00	0.00	0.00	201,800.00	0.00	201,800.00	0.00	201,800.00	201,800.00
Tot: 51000 Employee Services	3,683,000.00	248,012.81	0.00	3,528,921.63	0.00	3,528,921.63	154,078.37	3,528,921.63	3,528,921.63
Tot: PER Personnel Expenditur	3,683,000.00	248,012.81	0.00	3,528,921.63	0.00	3,528,921.63	154,078.37	3,528,921.63	3,528,921.63
53402	Specialized Services	0.00	0.00	64.00	0.00	64.00	-64.00	64.00	64.00
Tot: 53000 Purchased Prof and T	0.00	0.00	0.00	64.00	0.00	64.00	-64.00	64.00	64.00
56261	919,400.00	38,191.96	-38,191.96	260,124.24	875.76	261,000.00	658,400.00	261,000.00	261,000.00
56262	762,600.00	161,366.67	0.00	893,739.83	0.00	893,739.83	-131,139.83	893,739.83	893,739.83
Tot: 56000 Supplies	1,682,000.00	199,558.63	-38,191.96	1,153,864.07	875.76	1,154,739.83	527,260.17	1,154,739.83	1,154,739.83
Tot: NONPER Non Personnel Expend	1,682,000.00	199,558.63	-38,191.96	1,153,928.07	875.76	1,154,803.83	527,196.17	1,154,803.83	1,154,803.83
59101	370,800.00	50,943.36	0.00	275,314.61	0.00	275,314.61	95,485.39	275,314.61	275,314.61
Tot: 59000 Interdepartmental Ch	370,800.00	50,943.36	0.00	275,314.61	0.00	275,314.61	95,485.39	275,314.61	275,314.61
Tot: IDCHRG Interdepartmental Ch	370,800.00	50,943.36	0.00	275,314.61	0.00	275,314.61	95,485.39	275,314.61	275,314.61
Tot Dept: 450000 Transportation Dep	5,735,800.00	498,514.80	-38,191.96	4,958,164.31	875.76	4,959,040.07	776,759.93	4,959,040.07	4,959,040.07
Tot Fund: 22505	5,735,800.00	498,514.80	-38,191.96	4,958,164.31	875.76	4,959,040.07	776,759.93	4,959,040.07	4,959,040.07

Report ID: ZGLS0030  
 Fund Type: 20000F Special Revenue  
 Subfund: 22500F Measure C  
 Detail Fund: 22505 Measure C Transit  
 Department: 450000 Transportation Department  
 By: 2015

City of Fresno  
 EXPENDITURE SUMMARY REPORT BY FUND AND DEPARTMENT  
 Fiscal Year 2015 / Period 012  
 Fund 22505 Thru 43504 and Departments 45 Thru 45

Page No. 2  
 Run Date 04/11/2016  
 Run Time 15:10:03

Acct	Appropriation	M-T-D Expended	M-T-D Encumbered	Y-T-D Expended	Y-T-D Encumbered	Y-T-D Exp + Enc	Free Balance	Projection 1	Projection 2
Tot Subf: 22500F Measure C	5,735,800.00	498,514.80	-38,191.96	4,958,164.31	875.76	4,959,040.07	776,759.93	4,959,040.07	4,959,040.07
Tot Type: 20000F Special Revenue	5,735,800.00	498,514.80	-38,191.96	4,958,164.31	875.76	4,959,040.07	776,759.93	4,959,040.07	4,959,040.07

Acct	Appropriation	M-T-D Expended	M-T-D Encumbered	Y-T-D Expended	Y-T-D Encumbered	Y-T-D Exp + Enc	Free Balance	Projection 1	Projection 2
51101	11,175,800.00	695,598.84	0.00	9,249,887.27	0.00	9,249,887.27	1,925,912.73	9,249,887.27	9,249,887.27
51102	249,700.00	11,981.07	0.00	195,495.73	0.00	195,495.73	54,204.27	195,495.73	195,495.73
51103	202,000.00	5,278.17	0.00	75,703.59	0.00	75,703.59	126,296.41	75,703.59	75,703.59
51104	2,419,600.00	164,572.15	0.00	2,080,477.34	0.00	2,080,477.34	339,122.66	2,080,477.34	2,080,477.34
51105	11,600.00	1,021.93	0.00	12,430.93	0.00	12,430.93	-530.93	12,130.93	12,130.93
51106	0.00	1,897.19	0.00	11,164.62	0.00	11,164.62	-11,164.62	11,164.62	11,164.62
51107	1,304,500.00	82,740.93	0.00	1,113,115.54	0.00	1,113,115.54	191,384.46	1,113,115.54	1,113,115.54
51109	61,500.00	0.00	0.00	61,500.00	0.00	61,500.00	0.00	61,500.00	61,500.00
51201	31,600.00	15,401.79	0.00	118,818.42	0.00	118,818.42	-87,218.42	118,818.42	118,818.42
51202	2,800.00	1,193.39	0.00	9,269.62	0.00	9,269.62	-6,469.62	9,269.62	9,269.62
51301	894,000.00	178,078.04	0.00	2,068,458.40	0.00	2,068,458.40	-1,174,158.40	2,068,458.40	2,068,458.40
51401	81,500.00	6,276.58	0.00	78,094.95	0.00	78,094.95	3,405.05	78,094.95	78,094.95
52302	545,100.00	0.00	0.00	544,871.28	0.00	544,871.28	228.72	544,871.28	544,871.28
52403	15,200.00	2,319.07	0.00	25,820.34	0.00	25,820.34	-10,620.34	25,820.34	25,820.34
52601	903,300.00	0.00	0.00	903,300.00	0.00	903,300.00	0.00	903,300.00	903,300.00
52901	13,000.00	0.00	0.00	7,380.00	0.00	7,380.00	5,620.00	7,380.00	7,380.00
Tot: 51000 Employee Services	17,911,200.00	1,166,359.15	0.00	16,555,188.03	0.00	16,555,188.03	1,356,011.97	16,555,188.03	16,555,188.03
Tot: PER Personnel Expenditur	17,911,200.00	1,166,359.15	0.00	16,555,188.03	0.00	16,555,188.03	1,356,011.97	16,555,188.03	16,555,188.03
53302	43,000.00	28,438.91	41,471.47	49,758.14	41,471.47	91,229.61	-48,229.61	91,229.61	91,229.61
53304	0.00	0.00	0.00	13,232.73	0.00	13,232.73	-13,232.73	13,232.73	13,232.73
53306	0.00	0.00	0.00	425.00	0.00	425.00	-425.00	425.00	425.00
53402	90,500.00	10,820.00	0.00	54,740.85	0.00	54,740.85	35,759.15	54,740.85	54,740.85
53407	4,158,700.00	319,542.60	0.00	4,182,229.17	0.00	4,182,229.17	-23,529.17	4,182,229.17	4,182,229.17
Tot: 53000 Purchased Prof and T	4,292,200.00	358,801.51	41,471.47	4,300,385.89	41,471.47	4,341,857.36	-49,657.36	4,341,857.36	4,341,857.36
54101	86,500.00	7,422.88	0.00	82,252.21	0.00	82,252.21	4,247.79	82,252.21	82,252.21
54303	12,400.00	1,860.77	0.00	10,161.01	0.00	10,161.01	2,238.99	10,161.01	10,161.01
54305	1,000.00	0.00	0.00	0.00	0.00	0.00	1,000.00	0.00	0.00
54501	1,500.00	0.00	0.00	0.00	0.00	0.00	1,500.00	0.00	0.00
Tot: 54000 Purchased Property S	101,400.00	9,283.65	0.00	92,413.22	0.00	92,413.22	8,986.78	92,413.22	92,413.22
55501	39,000.00	0.00	0.00	41,519.42	1,500.00	43,019.42	-4,019.42	43,019.42	43,019.42
55801	7,700.00	0.00	0.00	689.00	0.00	689.00	7,011.00	689.00	689.00
55803	7,900.00	5,363.35	0.00	28,304.62	0.00	28,304.62	-20,404.62	28,304.62	28,304.62
55804	700.00	69.14	0.00	631.89	0.00	631.89	68.11	631.89	631.89

City of Fresno  
EXPENDITURE SUMMARY REPORT BY FUND AND DEPARTMENT  
Fiscal Year 2015 / Period 012  
Fund 22505 Thru 43504 and Departments 45 Thru 45

Report ID: ZGLS0030  
Fund Type: 40000F Enterprise  
Subfund: 43500F Fresno Transit System  
Detail Fund: 43502 Fresno Transit Operating  
Department: 450000 Transportation Department  
BY: 2015

Acct	Appropriation	M-T-D Expended	M-T-D Encumbered	Y-T-D Expended	Y-T-D Encumbered	Y-T-D Exp + Enc	Free Balance	Projection 1	Projection 2
Tot: 55000	Other Purchased Serv	5,431.49	0.00	71,144.93	1,500.00	72,644.93	-17,344.93	72,644.93	72,644.93
56101	Clothing & Personal	7,312.03	0.00	51,580.87	0.00	51,580.87	-18,580.87	51,580.87	51,580.87
56105	Small Tools For Fiel	0.00	0.00	3,219.58	0.00	3,219.58	-1,819.58	3,219.58	3,219.58
56106	Postage	105.33	0.00	1,779.61	0.00	1,779.61	4,938.95	1,779.61	1,779.61
56107	Office Supplies	5,199.49	0.00	28,561.05	0.00	28,561.05	1,300.00	28,561.05	28,561.05
56108	Photographic Supplie	0.00	0.00	0.00	0.00	0.00	0.00	0.00	0.00
56110	Computer Software	20.66	0.00	20.66	0.00	20.66	34,879.34	20.66	20.66
56113	Rock & Mineral Produ	82.19	0.00	82.19	0.00	82.19	-82.19	82.19	82.19
56116	Materials & Parts--E	0.00	0.00	0.00	0.00	0.00	600.00	0.00	0.00
56240	Oils & Lubricants	2,420.28	67,007.38	31,369.54	67,272.64	98,642.18	11,357.82	98,642.18	98,642.18
56260	Gasoline	0.00	0.00	134.97	0.00	134.97	-134.97	134.97	134.97
56261	Diesel Fuel	0.00	-61,366.89	78,194.64	49,438.47	127,633.11	183,366.89	127,633.11	127,633.11
56262	Alternative Fuel	116,851.75	0.00	647,190.92	0.00	647,190.92	-94,790.92	647,190.92	647,190.92
Tot: 56000	Supplies	131,991.73	5,640.49	862,134.03	116,711.11	958,845.14	121,254.86	958,845.14	958,845.14
57101	Land Acquisition	0.00	0.00	0.00	0.00	0.00	93,000.00	0.00	0.00
57431	Furniture & Fixtures	0.00	0.00	1,047.50	3,732.08	4,779.58	-3,279.58	4,779.58	4,779.58
Tot: 57000	Property	0.00	0.00	1,047.50	3,732.08	4,779.58	89,720.42	4,779.58	4,779.58
58005	Miscellaneous Expend	2,513.99	0.00	8,587.21	0.00	8,587.21	-2,687.21	8,587.21	8,587.21
58010	Taxes & Bond Premium	35,267.55	0.00	1,424.59	0.00	1,424.59	15,775.41	1,424.59	1,424.59
58016	Membership & Dues	0.00	0.00	48,685.00	0.00	48,685.00	70,415.00	48,685.00	48,685.00
58017	Subscriptions & Publ	0.00	0.00	0.00	0.00	0.00	1,500.00	0.00	0.00
58022	Transverse Charge	49,750.00	0.00	597,000.00	0.00	597,000.00	0.00	597,000.00	597,000.00
58027	License & Permits	17,183.60	0.00	17,431.10	0.00	17,431.10	-17,431.10	17,431.10	17,431.10
Tot: 58000	Other Objects	104,744.14	0.00	673,127.90	0.00	673,127.90	67,572.10	673,127.90	673,127.90
Tot: NONPER	Non Personnel Expend	610,252.52	47,111.96	5,980,253.47	163,414.66	6,143,668.13	220,531.87	6,143,668.13	6,143,668.13
59101	Var Intercept Reimb	55,279.95	0.00	284,775.55	0.00	284,775.55	86,024.45	284,775.55	284,775.55
59105	Purchasing - Variabl	34,189.18	0.00	55,159.27	0.00	55,159.27	-5,159.27	55,159.27	55,159.27
59201	Cost Allocation Plan	0.00	0.00	1,193,400.00	0.00	1,193,400.00	0.00	1,193,400.00	1,193,400.00
59302	Info Systems Service	0.00	0.00	213,200.00	0.00	213,200.00	0.00	213,200.00	213,200.00
59303	Info Systems Equip C	14,812.00	0.00	25,772.67	0.00	25,772.67	36,772.67	25,772.67	25,772.67
59304	Property Self-Insura	0.00	0.00	125,300.00	0.00	125,300.00	0.00	125,300.00	125,300.00

Acct	Appropriation	M-T-D Expended	M-T-D Encumbered	Y-T-D Expended	Y-T-D Encumbered	Y-T-D Exp + Enc	Free Balance	Projection 1	Projection 2
59305	978,000.00	0.00	0.00	978,000.00	0.00	978,000.00	0.00	978,000.00	978,000.00
59307	100,900.00	3,790.58	0.00	75,989.68	0.00	75,989.68	24,910.32	75,989.68	75,989.68
59310	0.00	0.00	0.00	1,348.03	0.00	1,348.03	-1,348.03	1,348.03	1,348.03
59311	0.00	278.32	0.00	278.32	0.00	278.32	-278.32	1,278.32	1,278.32
59312	1,143,500.00	73,127.86	0.00	926,949.76	0.00	926,949.76	216,550.24	926,949.76	926,949.76
59315	900.00	0.00	0.00	0.00	0.00	0.00	900.00	0.00	0.00
59317	1,300.00	66.48	0.00	3,418.48	0.00	3,418.48	-2,118.48	3,418.48	3,418.48
59318	0.00	0.00	0.00	74.71	0.00	74.71	-74.71	74.71	74.71
Tot: 59000 Interdepartmental Ch	4,239,800.00	181,544.37	0.00	3,883,666.47	0.00	3,883,666.47	356,133.53	3,883,666.47	3,883,666.47
Tot: IDCHRG Interdepartmental Ch	4,239,800.00	181,544.37	0.00	3,883,666.47	0.00	3,883,666.47	356,133.53	3,883,666.47	3,883,666.47
Tot Dept: 450000 Transportation Dep	28,515,200.00	1,958,156.04	47,111.96	26,419,107.97	163,414.66	26,582,522.63	1,932,677.37	26,582,522.63	26,582,522.63
Tot Fund: 43502	28,515,200.00	1,958,156.04	47,111.96	26,419,107.97	163,414.66	26,582,522.63	1,932,677.37	26,582,522.63	26,582,522.63



City of Fresno  
 EXPENDITURE SUMMARY REPORT BY FUND AND DEPARTMENT  
 Fiscal Year 2015 / Period 012  
 Fund 22505 Thru 43504 and Departments 45 Thru 45

Acct	Appropriation	M-T-D Expended	M-T-D Encumbered	Y-T-D Expended	Y-T-D Encumbered	Y-T-D Exp + Enc	Free Balance	Projection 1	Projection 2
51101	3,466,000.00	243,929.15	0.00	3,137,391.25	0.00	3,137,391.25	328,608.75	3,137,391.25	3,137,391.25
51102	37,700.00	3,269.17	0.00	39,791.96	0.00	39,791.96	-2,091.96	39,791.96	39,791.96
51103	80,500.00	15,482.07	0.00	81,088.38	0.00	81,088.38	-588.38	81,088.38	81,088.38
51104	730,400.00	47,780.69	0.00	558,725.31	0.00	558,725.31	171,674.69	558,725.31	558,725.31
51105	4,600.00	464.49	0.00	5,114.21	0.00	5,114.21	-514.21	5,114.21	5,114.21
51107	304,000.00	22,476.68	0.00	290,767.47	0.00	290,767.47	13,232.53	290,767.47	290,767.47
51109	26,000.00	0.00	0.00	26,000.00	0.00	26,000.00	0.00	26,000.00	26,000.00
51201	0.00	0.00	0.00	33,147.52	0.00	33,147.52	-33,147.52	33,147.52	33,147.52
51202	0.00	0.00	0.00	2,762.47	0.00	2,762.47	-2,762.47	2,762.47	2,762.47
51301	125,000.00	13,109.75	0.00	95,704.20	0.00	95,704.20	29,295.80	95,704.20	95,704.20
51401	122,000.00	8,279.32	0.00	114,987.96	0.00	114,987.96	7,012.04	114,987.96	114,987.96
52302	158,700.00	0.00	0.00	158,633.40	0.00	158,633.40	66.60	158,633.40	158,633.40
52403	12,400.00	1,034.00	0.00	12,408.00	0.00	12,408.00	-8.00	12,408.00	12,408.00
52601	284,800.00	0.00	0.00	284,800.00	0.00	284,800.00	0.00	284,800.00	284,800.00
52901	3,600.00	0.00	0.00	2,475.00	0.00	2,475.00	1,125.00	2,475.00	2,475.00
Tot: 51000 Employee Services	5,355,700.00	355,825.32	0.00	4,843,797.13	0.00	4,843,797.13	511,902.87	4,843,797.13	4,843,797.13
Tot: PER Personnel Expenditur	5,355,700.00	355,825.32	0.00	4,843,797.13	0.00	4,843,797.13	511,902.87	4,843,797.13	4,843,797.13
53303	64,000.00	435.15	0.00	4,460.29	0.00	4,460.29	59,539.71	4,460.29	4,460.29
53304	0.00	0.00	0.00	1,500.00	0.00	1,500.00	-1,500.00	1,500.00	1,500.00
53401	50,000.00	8,236.70	-349.11	60,531.77	45,428.98	105,960.75	-55,960.75	105,960.75	105,960.75
53402	115,400.00	74.00	0.00	6,680.75	0.00	6,680.75	108,719.25	6,680.75	6,680.75
53407	1,801,800.00	150,373.00	0.00	1,693,795.92	0.00	1,693,795.92	108,004.08	1,693,795.92	1,693,795.92
Tot: 53000 Purchased Prof and I	2,031,200.00	159,118.85	-349.11	1,766,968.73	45,428.98	1,812,397.71	218,802.29	1,812,397.71	1,812,397.71
54101	395,000.00	55,232.89	0.00	469,478.34	0.00	469,478.34	-74,478.34	469,478.34	469,478.34
54241	15,000.00	6,485.04	11,219.71	19,659.06	11,219.71	30,888.77	-15,888.77	30,888.77	30,888.77
54301	20,000.00	4,720.92	0.00	29,725.30	0.00	29,725.30	-9,725.30	29,725.30	29,725.30
54303	476,500.00	25,642.34	0.00	220,429.83	794.22	221,224.05	255,275.95	221,224.05	221,224.05
54304	150,000.00	8,763.70	-2,463.53	147,587.59	0.01	147,587.60	2,412.40	147,587.60	147,587.60
54305	50,000.00	6,807.38	0.00	35,388.90	0.00	35,388.90	14,611.10	35,388.90	35,388.90
54306	10,000.00	0.00	0.00	0.00	0.00	0.00	10,000.00	0.00	0.00
54421	4,000.00	0.00	0.00	0.00	0.00	0.00	4,000.00	0.00	0.00
54501	227,400.00	39,508.60	114,074.77	176,385.87	114,074.77	290,460.64	-63,060.64	290,460.64	290,460.64
Tot: 54000 Purchased Property S	1,347,900.00	147,160.87	122,830.95	1,098,664.89	126,088.71	1,224,753.60	123,146.40	1,224,753.60	1,224,753.60

City of Fresno  
 EXPENDITURE SUMMARY REPORT BY FUND AND DEPARTMENT  
 Fiscal Year 2015 / Period 012  
 Fund 22505 Thru 43504 and Departments 45 Thru 45

Acct	Appropriation	M-T-D Expended	M-T-D Encumbered	Y-T-D Expended	Y-T-D Encumbered	Y-T-D Exp + Enc	Free Balance	Projection 1	Projection 2
55501	Printing & Binding--	0.00	0.00	11,379.86	13,620.14	25,000.00	41,700.00	25,000.00	25,000.00
55801	Training	141.00	0.00	6,702.14	0.00	6,702.14	16,497.86	6,702.14	6,702.14
55803	Travel & Conference	3,344.05	0.00	15,865.27	0.00	15,865.27	4,134.73	15,865.27	15,865.27
55804	Misc. Subsistence Ex	0.00	0.00	0.00	0.00	0.00	300.00	0.00	0.00
Tot:	55000 Other Purchased Serv	3,485.05	0.00	33,947.27	13,620.14	47,567.41	62,632.59	47,567.41	47,567.41
56101	Clothing & Personal	2,990.97	0.00	22,869.01	0.00	22,869.01	2,130.99	22,869.01	22,869.01
56102	Office Equipment--Un	0.00	0.00	121.16	0.00	121.16	1,878.84	121.16	121.16
56104	Freight	75.00	0.00	400.00	0.00	400.00	-400.00	400.00	400.00
56105	Small Tools For Fiel	8,641.64	17,681.81	29,502.34	17,681.81	47,184.15	-8,984.15	47,184.15	47,184.15
56106	Postage	0.00	0.00	0.00	0.00	0.00	800.00	0.00	0.00
56107	Office Supplies	3,325.64	0.00	5,812.16	0.00	5,812.16	-3,812.16	5,812.16	5,812.16
56110	Computer Software	0.00	0.00	0.00	0.00	0.00	8,800.00	0.00	0.00
56112	Cleaning & Janitoria	6,709.43	0.00	47,748.56	0.00	47,748.56	-2,748.56	47,748.56	47,748.56
56115	Materials & Parts--V	27,392.60	0.00	163,964.65	0.01	163,964.66	-13,964.66	163,964.66	163,964.66
56116	Materials & Parts--E	5,503.30	0.00	34,100.59	0.00	34,100.59	15,898.41	34,100.59	34,100.59
56118	Dormitory & Kitchen	0.00	0.00	0.00	0.00	0.00	100.00	0.00	0.00
56121	Inventory	227,196.12	-51,089.14	1,247,334.99	82,421.83	1,329,756.82	10,243.18	1,329,756.82	1,329,756.82
56123	Materials & Parts -	0.00	0.00	0.00	0.00	0.00	500.00	0.00	0.00
56124	Materials & Supplies	49,846.86	-49,846.86	311,753.81	25,791.89	337,545.70	116,854.30	337,545.70	337,545.70
Tot:	56000 Supplies	331,681.56	-83,254.19	1,863,607.27	125,895.54	1,989,502.81	127,297.19	1,989,502.81	1,989,502.81
57422	Replacement Vehicle	0.00	0.00	0.00	0.00	0.00	17,000.00	0.00	0.00
57431	Furniture & Fixtures	0.00	0.00	288.43	0.00	288.43	711.57	288.43	288.43
Tot:	57000 Property	0.00	0.00	288.43	0.00	288.43	17,711.57	288.43	288.43
58005	Miscellaneous Expend	414.11	0.00	3,707.33	0.00	3,707.33	-1,707.33	3,707.33	3,707.33
58017	Subscriptions & Publ	0.00	0.00	5,690.29	0.00	5,690.29	-690.29	5,690.29	5,690.29
58027	License & Permits	321.62	0.00	4,661.76	0.00	4,661.76	15,338.24	4,661.76	4,661.76
Tot:	58000 Other Objects	735.73	0.00	14,059.38	0.00	14,059.38	12,940.62	14,059.38	14,059.38
Tot:	NONPER Non Personnel Expend	642,182.06	39,227.65	4,777,535.97	311,033.37	5,088,569.34	562,530.66	5,088,569.34	5,088,569.34
59201	Cost Allocation Plan	0.00	0.00	0.00	0.00	0.00	57,000.00	0.00	0.00
59303	Info Systems Equip C	14,227.66	0.00	157,943.87	0.00	157,943.87	6,156.13	157,943.87	157,943.87
59307	Charges For Telephone	88.56	0.00	690.12	0.00	690.12	7,909.88	690.12	690.12

Acct	Appropriation	M-T-D Expended	M-T-D Encumbered	Y-T-D Expended	Y-T-D Encumbered	Y-T-D Exp + Enc	Free Balance	Projection 1	Projection 2
59309	Facilities Management	0.00	0.00	485,200.00	0.00	485,200.00	0.00	485,200.00	485,200.00
59310	Non-Recurrin Spec Pr	73.19	0.00	3,744.89	0.00	3,744.89	-3,744.89	3,744.89	3,744.89
59312	Fleet Services Chrg	1,286.91	0.00	21,510.60	0.00	21,510.60	55,289.40	21,510.60	21,510.60
59317	Fleet Special Projec	830.85	0.00	30,933.74	0.00	30,933.74	-15,133.74	30,933.74	30,933.74
Tot:	59000 Interdepartmental Ch	16,507.17	0.00	700,023.22	0.00	700,023.22	107,476.78	700,023.22	700,023.22
Tot:	IDCHRG Interdepartmental Ch	16,507.17	0.00	700,023.22	0.00	700,023.22	107,476.78	700,023.22	700,023.22
Tot Dept:	450000 Transportation Dep	11,814,514.55	39,227.65	10,321,356.32	311,033.37	10,632,389.69	1,181,910.31	10,632,389.69	10,632,389.69
Tot Fund:	43504	11,814,514.55	39,227.65	10,321,356.32	311,033.37	10,632,389.69	1,181,910.31	10,632,389.69	10,632,389.69
Tot Subf:	43500F Fresno Transit Sys	2,972,670.59	86,339.61	36,740,464.29	474,448.03	37,214,912.32	3,114,587.68	37,214,912.32	37,214,912.32
Tot Type:	40000F Enterprise	2,972,670.59	86,339.61	36,740,464.29	474,448.03	37,214,912.32	3,114,587.68	37,214,912.32	37,214,912.32
Total for BP	2015	3,471,185.39	48,147.65	41,698,628.60	475,323.79	42,173,952.39	3,891,347.61	42,173,952.39	42,173,952.39



Acct	Appropriation	M-T-D Expended	M-T-D Encumbered	Y-T-D Expended	Y-T-D Encumbered	Y-T-D Exp + Enc	Free Balance	Projection 1	Projection 2
54303	Service Contracts-Of	0.00	-12,003.00	0.00	0.00	0.00	0.00	0.00	0.00
Tot: 54000 Purchased Property S		0.00	-12,003.00	0.00	0.00	0.00	0.00	0.00	0.00
55501	Printing & Binding--	0.00	0.00	0.00	635.43	635.43	0.00	635.43	635.43
Tot: 55000 Other Purchased Serv		0.00	0.00	0.00	635.43	635.43	0.00	635.43	635.43
56107	Office Supplies	0.00	0.00	5,259.01	-4,859.33	399.68	-399.68	399.68	399.68
56240	Oils & Lubricants	0.00	0.00	0.00	376.63	376.63	0.00	376.63	376.63
Tot: 56000 Supplies		0.00	0.00	5,259.01	-4,482.70	776.31	-399.68	776.31	776.31
57431	Furniture & Fixtures	1,216.09	-1,216.09	21,730.12	-11,151.95	10,578.17	0.00	10,578.17	10,578.17
Tot: 57000 Property		1,216.09	-1,216.09	21,730.12	-11,151.95	10,578.17	0.00	10,578.17	10,578.17
Tot: NONPER Non Personnel Expend		1,216.09	-13,219.09	26,989.13	-14,999.22	11,989.91	-399.68	11,989.91	11,989.91
Tot Dept: 450000 Transportation Dep		1,216.09	-13,219.09	26,989.13	-14,999.22	11,989.91	-399.68	11,989.91	11,989.91
Tot Fund: 43502		1,216.09	-13,219.09	26,989.13	-14,999.22	11,989.91	-399.68	11,989.91	11,989.91

Acct	Appropriation	M-T-D Expended	M-T-D Encumbered	Y-T-D Expended	Y-T-D Encumbered	Y-T-D Exp + Enc	Free Balance	Projection 1	Projection 2
54501	Buildings & Improvem	0.00	-0.01	0.00	0.00	0.00	0.00	0.00	0.00
Tot:	54000 Purchased Property S	0.00	-0.01	0.00	0.00	0.00	0.00	0.00	0.00
55501	Printing & Binding--	2,384.82	0.00	0.00	2,384.82	2,384.82	0.00	2,384.82	2,384.82
Tot:	55000 Other Purchased Serv	2,384.82	0.00	0.00	2,384.82	2,384.82	0.00	2,384.82	2,384.82
56115	Materials & Parts--V	4,761.89	0.00	0.00	4,761.89	4,761.89	0.00	4,761.89	4,761.89
Tot:	56000 Supplies	4,761.89	0.00	0.00	4,761.89	4,761.89	0.00	4,761.89	4,761.89
Tot:	NONPER Non Personnel Expend	7,146.71	-0.01	0.00	7,146.71	7,146.71	0.00	7,146.71	7,146.71
Tot Dept:	450000 Transportation Dep	7,146.71	-0.01	0.00	7,146.71	7,146.71	0.00	7,146.71	7,146.71
Tot Fund:	43504	7,146.71	-0.01	0.00	7,146.71	7,146.71	0.00	7,146.71	7,146.71
Tot Subf:	43500F Fresno Transit Sys	18,736.94	-13,219.10	26,989.13	-7,852.51	19,136.62	-399.68	19,136.62	19,136.62
Tot Type:	40000F Enterprise	18,736.94	-13,219.10	26,989.13	-7,852.51	19,136.62	-399.68	19,136.62	19,136.62

Report ID: ZGL50030

Fund Type: 40000F Enterprise  
Subfund: 43500F Fresno Transit System  
Detail Fund: 43504 Federal Operating-43504  
Department: 450000 Transportation Department  
BX: FY11

City of Fresno  
EXPENDITURE SUMMARY REPORT BY FUND AND DEPARTMENT  
Fiscal Year 2015 / Period 012  
Fund 22505 Thru 43504 and Departments 45 Thru 45

Page No. 12  
Run Date 04/11/2016  
Run Time 15:13:21

Acct	Appropriation	M-T-D Expended	M-T-D Encumbered	Y-T-D Expended	Y-T-D Encumbered	Y-T-D Exp + Enc	Free Balance	Projection 1	Projection 2
	18,736.94	1,216.09	-13,219.10	26,989.13	-7,852.51	19,136.62	-399.68	19,136.62	19,136.62
Total for BP PrYr	46,084,036.94	3,472,401.48	34,928.55	41,725,617.73	467,471.28	42,193,089.01	3,890,947.93	42,193,089.01	42,193,089.01
Grand Total									

End of Report

BEFORE THE  
**FRESNO COUNCIL OF GOVERNMENTS**  
**RESOLUTION NO. 2016-07**

In the Matter of:            )  
  )  
TRANSPORTATION            )  
DEVELOPMENT ACT         )  
OF 1971                        )  
\_\_\_\_\_ )

RESOLUTION OF APPROVAL  
TRANSPORTATION FUNDING  
CLAIM FOR THE CITY OF  
FRESNO, FY 2015-16

WHEREAS, the Fresno Council of Governments (COG) is the administrator of the Local Transportation Fund as provided by Chapter 1400 of the California Statutes of 1971, and the State Transit Assistance Fund as provided by Chapter 161 & 322 of the Statutes of 1979 and 1982, respectively, and

WHEREAS, the COG has the authority to review claims and allocate such funds in accordance with the Transportation Development Act of 1971 and Chapter 3 of Title 21 of the California Code of Regulations; and

WHEREAS, the City of Fresno has submitted a transportation Funding Claim for its 2015-16 fiscal year apportionment.

NOW, THEREFORE, BE IT RESOLVED, that the Transportation Funding Claim submitted by the City of Fresno has been reviewed and the following findings are hereby made:

1. The Funding Claim submitted by the City of Fresno has been reviewed and found to be in conformance with the adopted Regional Transportation Plan.
2. That the COG finds that priority consideration has been given to claims to offset reductions in federal operating assistance and the unanticipated increase in the cost of fuel, to enhance existing public transportation services, and to meet high-priority regional, countywide, or area wide public transportation needs.
3. On June 26th, 2014 the COG Board approved Resolution 2014-18 which found that public transportation needs within the County of Fresno and its sphere of influence will be reasonably met in 2014-15.

**BE IT FURTHER RESOLVED, that the Fresno Council of Governments hereby approves the Transportation Funding Claim submitted by the City of Fresno and allocates monies from the Transportation Development Act in accordance with the attached claim which is hereby made a part of this resolution.**

BE IT FURTHER RESOLVED, that the Auditor-Controller of the County of Fresno cause the approved claim to be paid in the manner and time directed by the Executive Director of the Fresno Council of Governments.

THE FOREGOING RESOLUTION was passed and adopted by the Fresno Council of Governments this 26th day of May, 2016.

AYES:

NOES:

ABSTAIN:

ABSENT:

ATTEST:

Signed: \_\_\_\_\_  
Amarpreet Dhaliwal, Chairman

I hereby certify that the foregoing is a true copy of a resolution of the Fresno Council of Governments duly adopted at a regular meeting thereof held on the 26th day of May, 2016

Signed: \_\_\_\_\_  
Tony Boren, Executive Director