



Bicycle-Pedestrian Count Technology Pilot Project

October 14, 2016



Pilot Project

- Bicycle and Pedestrian Count Technology Deployment Pilot Project
- Sponsored by the Federal Highway Administration (FHWA)
- One of 10 MPOs nationwide that received \$20,000

Counter Technologies

- Eco-Counter



Data Management




Project Participants

- City of Fresno
- City of Clovis
- City of Reedley
- City of Selma
- Fresno County
- Fresno State University

Cover 23 Count Locations

Urban Pedestrian Mall

Sidewalks on University Campus



Suburban Multi-use Trails

Over 4 Month of Data

eco counter
COUNTING PEOPLE. ANALYSING DATA.

PYRO-Bo
Period Analyzed:

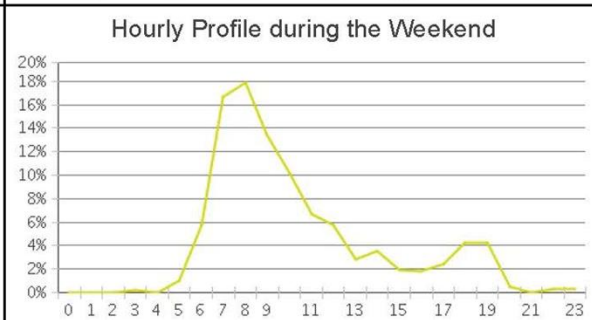
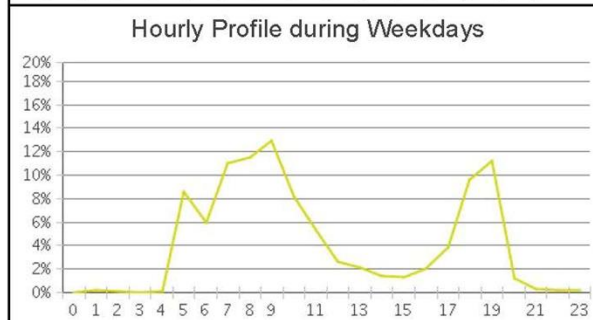
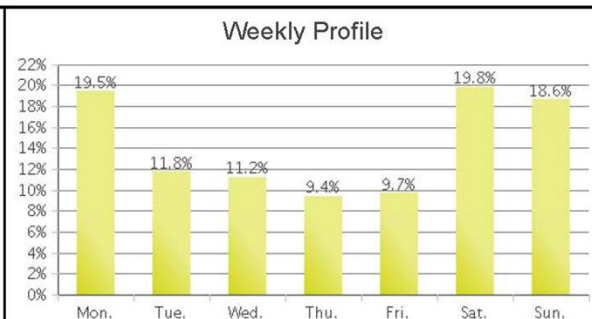
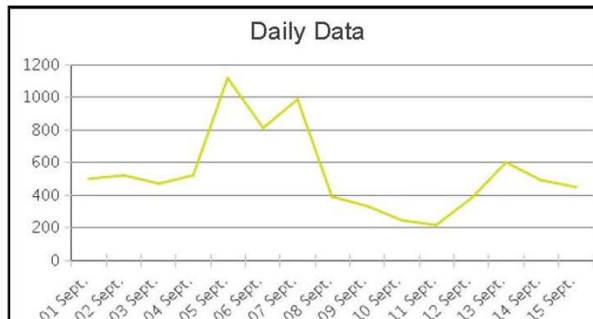


01/04/2016

eco counter
COUNTING PEOPLE. ANALYSING DATA.

PYRO-Box 3 - Eaton Trail - Old Friant Rd
Period Analyzed: Tuesday September 01, 2015 to Tuesday September 15, 2015

eco counter
COUNTING PEOPLE. ANALYSING DATA.



01/04/2016

2 / 4

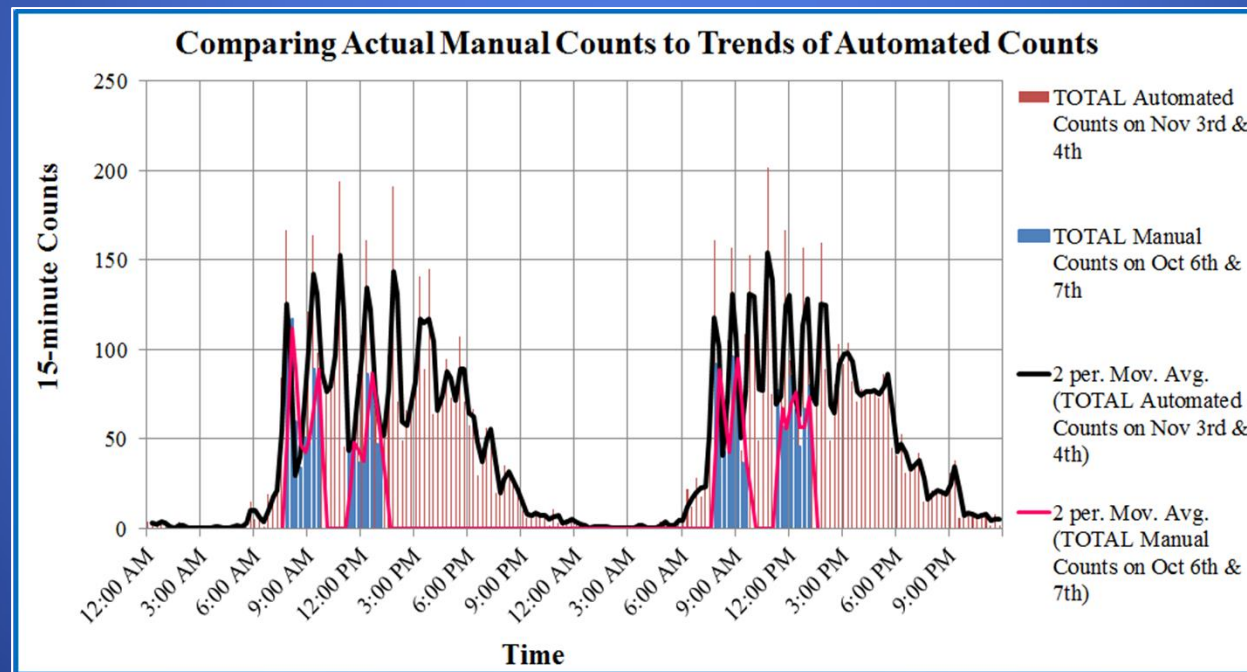
Fresno State University

- Campus West Active Transportation Planning Study



Fresno State University

- Manual and Automated Counts



City of Clovis

- Comparison of automated counts to manual video counts



Clovis Old Town Trail - North of Sierra, behind Fairfield -
Comparison of manual and remote count

Date	PYRO-Box 2	Video Count of Total Users	TUBE Counter B	Video Count of Bikes/Others	Comment
Sat, Feb 6, 2016 07:00 AM	4	6	0	0	
Sat, Feb 6, 2016 07:15 AM	9	15	1	1	Group of walkers
Sat, Feb 6, 2016 07:30 AM	5	5	0	0	
Sat, Feb 6, 2016 07:45 AM	10	11	5	5	
Sat, Feb 6, 2016 08:00 AM	4	4	3	3	
Sat, Feb 6, 2016 08:15 AM	10	11	3	3	Group of joggers and bikes
Sat, Feb 6, 2016 08:30 AM	6	6	3	3	
Sat, Feb 6, 2016 08:45 AM	21	21	5	5	
Sat, Feb 6, 2016 09:00 AM	11	15	2	2	Group of walkers
Sat, Feb 6, 2016 09:15 AM	13	17	4	3	Group of walkers
Sat, Feb 6, 2016 09:30 AM	13	16	4	4	Two groups crossed at same time
Sat, Feb 6, 2016 09:45 AM	9	11	1	2	Group of walkers
Sat, Feb 6, 2016 04:00 PM	11	15	8	8	Two strollers
Sat, Feb 6, 2016 04:15 PM	5	6	2	2	
Sat, Feb 6, 2016 04:30 PM	7	8	5	4	
Sat, Feb 6, 2016 04:45 PM	4	4	2	2	
Sat, Feb 6, 2016 05:00 PM	9	11	3	3	
Sat, Feb 6, 2016 05:15 PM	9	9	4	4	
Sat, Feb 6, 2016 05:30 PM	2	3	1	1	Stroller
Sat, Feb 6, 2016 05:45 PM	1	1	1	1	
Sat, Feb 6, 2016 06:00 PM	2	2	1	1	
Sat, Feb 6, 2016 06:15 PM	3	3	1	1	
Sat, Feb 6, 2016 06:30 PM	1	1	0	0	
Sat, Feb 6, 2016 06:45 PM	0	0	0	0	
Peak hours total	169	201	59	58	
Percentage error of manual versus remote		-15.92%		1.72%	

- Daily and peak hour comparisons
- PYRO counters tend to under count
- TUBE counters tend to over count