



California Statewide Local Streets & Roads Needs Assessment 2018

www.SaveCaliforniaStreets.org

Why are we updating the 2016 study?

Transportation funding for Cities and Counties continues to be at risk.

The 2016 statewide needs study identified a funding shortfall of \$73 billion for local streets and roads (the final report is available on the www.SaveCaliforniaStreets.org website). The California State Association of Counties and League of California Cities were successful in using this report to advocate for more funding for local roads.

In April 2017, the Governor signed SB1, which provides over \$5 billion a year for transportation needs, of which \$1.5 billion goes to cities and counties. However, there are efforts underway to repeal it in 2018. This update will help us once again with our efforts to protect our transportation funds.

Why is this update important?

Performing a needs assessment biennially will provide updated information to maintain and obtain transportation funding, similar to Caltrans. Hopefully, the information from this study will embed into the decision makers' minds the importance of maintaining sufficient transportation funding for local streets and roads. Additionally, we need to make it clear what the detrimental consequences are for deferring or reducing local street and road funds. This study is the only comprehensive and systematic statewide approach to quantify the needs for local streets and roads.

Study Achievements

The findings have been used to:

- Successfully advocate for SB1, which includes \$1.5 billion a year for local streets and roads.
- Educate elected officials, policy- and decision-makers, and the public about the condition of the local transportation network and the funding needed. This study has been cited by many media sources and reports.
- Advocate against, and ultimately avoid, potential devastating cuts to local transportation funding over several state budget cycles.
- Proactively advocate for funding from the SB 375 implementation, Cap and Trade, and other sustainable transportation efforts.

How can Cities and Counties help?

Your help in 2016 made a difference; and we need your input again!

Please go to www.SaveCaliforniaStreets.org and login to our online survey to provide updates in the following categories:

- Contact Person from your Agency
- Safety, traffic, and regulatory data
- Pavement condition data
- Funding/expenditure projections



FACT SHEET





We are anxious to begin the study, so please provide us with the contact person who is responsible for both the technical and funding information in your agency (see our contact information below). We will be in touch with them soon to obtain this information. The deadline for responding to this survey is **March 30th, 2018**.

Who is sponsoring this project?

Many cities and counties contributed funding to this study. The agencies listed below have accepted the leadership responsibility for completing this study on behalf of the cities and counties in California.

- California State Association of Counties (CSAC)
- League of California Cities (League)
- County Engineers Association of California (CEAC)
- County of Los Angeles
- City of Culver City
- California Regional Transportation Planning Agencies (RTPA)
- Metropolitan Transportation Commission (MTC)
- California Rural Counties Task Force (RCTF)

The Oversight Committee is composed of representatives from each organization, with the City of Culver City (representing the League of California Cities) acting as the Project Manager. NCE is the consultant who will be performing the update. Oversight Committee members include:

Charles Herbertson, City of Culver City
 Keith Cooke, City of San Leandro
 Greg Kelley, Los Angeles County
 Panos Kokkas, Yolo County
 Dave Leamon, Stanislaus County
 Damon Letz, City of Santa Clarita
 William Ridder, LA Metro
 Theresa Romell, Metropolitan Transportation Commission
 Mike Sartor, City of Palo Alto
 Dawn Vettese, San Diego Association of Governments

Ron Vicari, Sacramento County
 Mike Woodman, Nevada County Transportation Commission

Staff

Rony Berdugo, League of California Cities
 Derek Dolfie, League of California Cities
 Meghan McKelvey, League of California Cities
 Merrin Gerety, CEAC
 Chris Lee, CSAC
 Kiana Valentine, CSAC

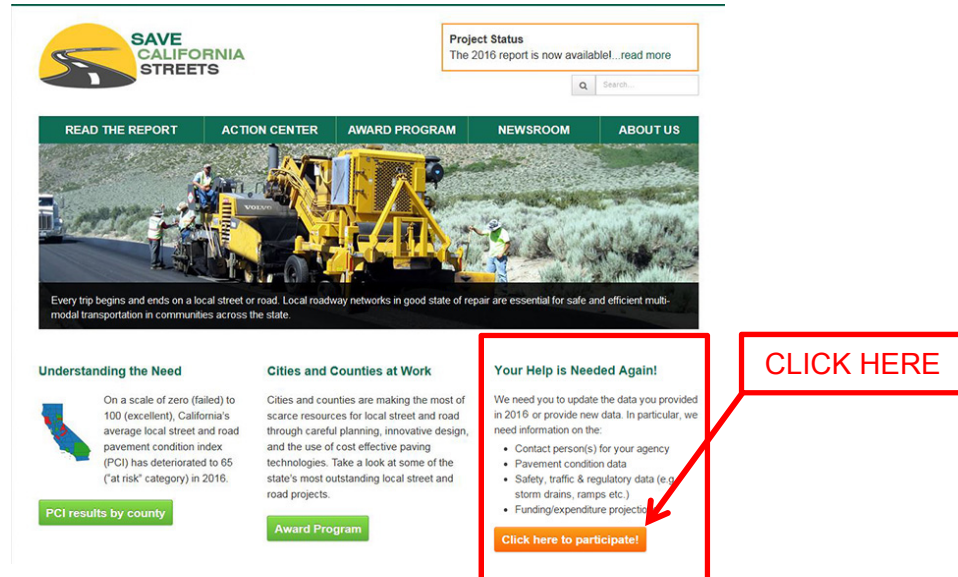
Who should I contact for more information?

Margot Yapp, Vice President
 NCE
 501 Canal Blvd., Suite I
 Pt. Richmond, CA 94804
 Tel: (510) 215-3620

**Charles Herbertson, Director of Public Works/
 City Engineer & President, Public Works
 Officers Department**
 Project Manager
 9770 Culver Blvd.
 Culver City, CA
 Tel: (310) 253-5630

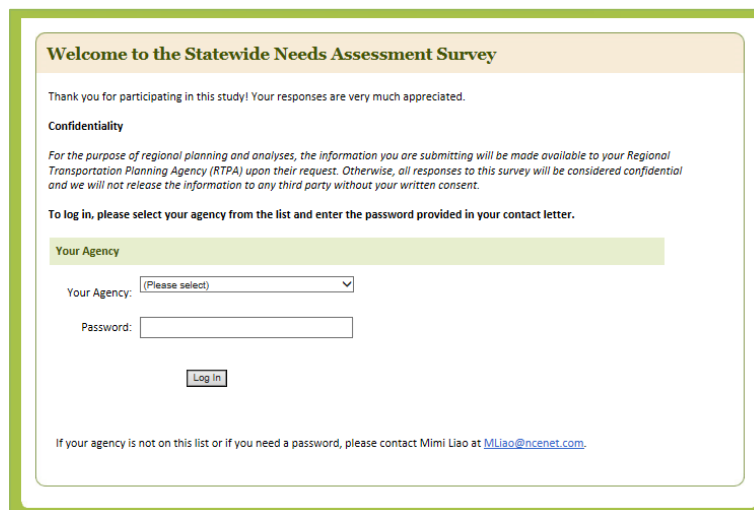
Instructions for Online Survey

Step 1. Go to <http://www.savecaliforniastreet.org>. Click on the button that says “Click here to participate”.



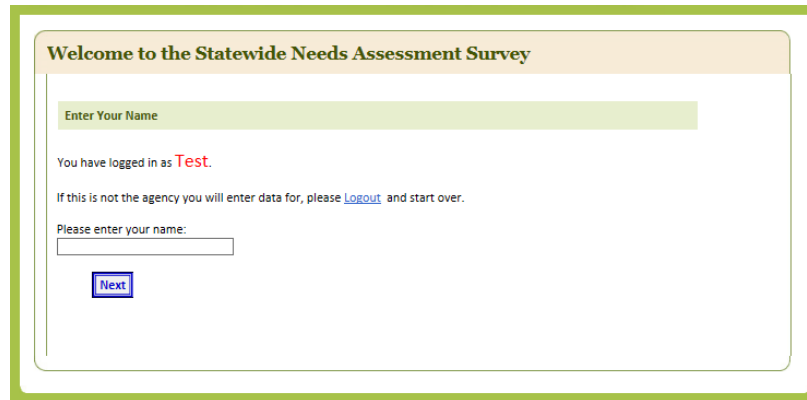
The screenshot shows the Save California Streets website. At the top left is the logo. Below it is a navigation menu with links: READ THE REPORT, ACTION CENTER, AWARD PROGRAM, NEWSROOM, and ABOUT US. A large image of a road construction site is featured. Below the image is a section titled 'Understanding the Need' with a map of California and text about the PCI index. To the right is a section titled 'Your Help is Needed Again!' with a list of required information and a 'Click here to participate!' button. A red box highlights this section, and a red arrow points from a 'CLICK HERE' callout box to the button.

Step 2. On the login page, select the name of your agency from the dropdown list. If you responded to the 2016 or earlier surveys, the information you previously entered will be shown so that you can update it. You will need your agency’s login and password, which was mailed to you. If you do not have this information, please contact Mimi Liao at (510) 215-3620 or at mliao@ncenet.com.



The screenshot shows the login page for the Statewide Needs Assessment Survey. It features a heading 'Welcome to the Statewide Needs Assessment Survey' and a thank-you message. Below that is a 'Confidentiality' section. The login instructions state: 'To log in, please select your agency from the list and enter the password provided in your contact letter.' The form includes a 'Your Agency' dropdown menu with '(Please select)' as the current selection, a 'Password:' text input field, and a 'Log In' button. At the bottom, there is a note: 'If your agency is not on this list or if you need a password, please contact Mimi Liao at MLiao@ncenet.com.'

Step 3. Enter your name, then click “Next” to the main survey page.



Welcome to the Statewide Needs Assessment Survey

Enter Your Name

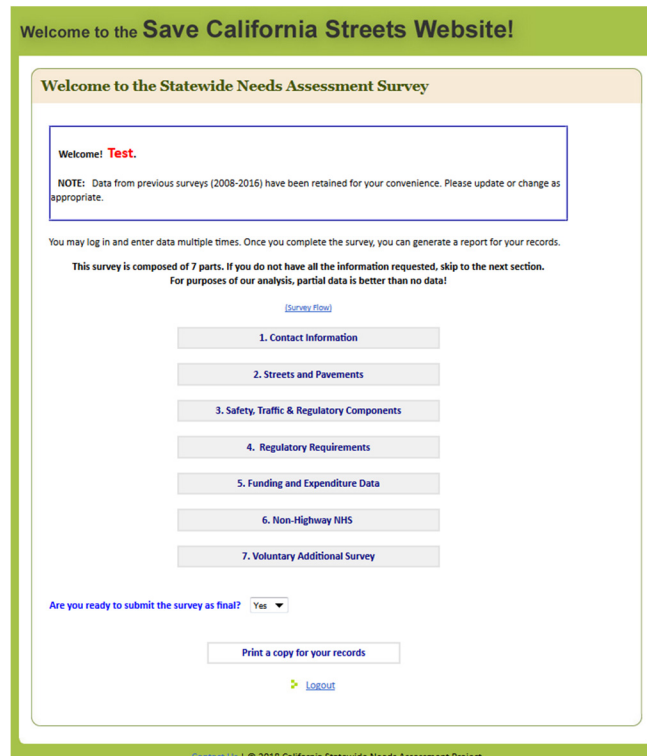
You have logged in as **Test**.

If this is not the agency you will enter data for, please [Logout](#) and start over.

Please enter your name:

[Next](#)

Step 4. There are seven (7) parts in this survey (see image below). Click on each button to enter the relevant information. If you do not have all the information requested, skip to the next section.



Welcome to the **Save California Streets Website!**

Welcome to the Statewide Needs Assessment Survey

Welcome! **Test**.

NOTE: Data from previous surveys (2008-2016) have been retained for your convenience. Please update or change as appropriate.

You may log in and enter data multiple times. Once you complete the survey, you can generate a report for your records.

This survey is composed of 7 parts. If you do not have all the information requested, skip to the next section. For purposes of our analysis, partial data is better than no data!

[\[Survey Flow\]](#)

1. Contact Information

2. Streets and Pavements

3. Safety, Traffic & Regulatory Components

4. Regulatory Requirements

5. Funding and Expenditure Data

6. Non-Highway NHS

7. Voluntary Additional Survey

Are you ready to submit the survey as final? Yes

[Print a copy for your records](#)

[Logout](#)

Contact Us | © 2018 California Statewide Needs Assessment Project

Step 5. Once data entry is complete, you can view and print your entry by clicking on the “Print a copy for your records” button. If there are no more changes, select “Yes” on the “Are you ready to submit the survey as final?” question.

Step 6. Click “Logout” button when done.

THANK YOU FOR YOUR PARTICIPATION!