


CLERK'S CERTIFICATE

I, Diana Stice, Deputy City Clerk of the City of Clovis, State of California, do hereby certify that the foregoing is a full, true and correct copy of Res. 18-128 duly approved and adopted by the City Council of the City of Clovis on the dates therein stated and as appears on file in my office.

IN WITNESS WHEREOF, I hereunto set my hand and affix the seal of the City of Clovis on October 10, 2018.



Diana Stice

Diana Stice, Deputy City Clerk

RECEIVED

OCT 15 2018

BY: _____
FRESNO COG

RESOLUTION NO. 18-128

**A RESOLUTION OF THE COUNCIL OF THE CITY OF CLOVIS, CALIFORNIA, APPROVING
SUBMISSION OF A CLAIM FOR FUNDS UNDER THE LOCAL TRANSPORTATION FUND
OF FRESNO COUNTY FOR FISCAL YEAR 2018-2019**

RESOLVED by the City Council (the "Council") of the City of Clovis (the "City"), County of Fresno, State of California, that:

WHEREAS, the City of Clovis is required to submit an annual transportation claim for the Local Transportation Fund of Fresno County for the fiscal year 2018-2019; and

WHEREAS, the Council of Fresno County Governments has the authority to review claims and allocate such funds in accordance with the Transportation Development Act of 1971 and Chapter 3 of Title 30 of the California Administrative Code; and

WHEREAS, the City of Clovis has approved the 2018-2019 Budget for expenditures for 2018-2019; and

WHEREAS, the Transportation Act of 1971 requires certain findings and declarations regarding transit needs and conformance with Article 8, Chapter 1400, Statutes 1971 and applicable rules and regulations.


NOW, THEREFORE, IT IS HEREBY ORDERED, that the City Council of the City of Clovis hereby authorizes submittal of its Claim for Local Transportation Funds, as attached as Exhibit A, in the amount of \$5,459,217.00 for purposes allowed under Articles 3, 4, 4.5, and 8 of the Transportation Act of 1971.

* * * * *

The foregoing resolution was introduced and adopted at a regular meeting of the City Council of the City of Clovis held on October 1, 2018 by the following vote, to wit.

AYES: Councilmembers Bessinger, Flores, Mouanoutoua, Mayor Whalen
NOES: None
ABSENT: Councilmember Ashbeck
ABSTAIN: None

DATED: October 1, 2018



Mayor



City Clerk



Enter Date: **9/20/2018**

Claimant Name: **City of Clovis**

TRANSPORTATION FUNDING CLAIM FOR FISCAL YEAR: 2018/19

Instructions: Please note that each page of this claim is a separate worksheet, please click through all tabs and complete. Also note that light yellow fields require an entry if applicable, light grey fields contain formulas that will automatically calculate based on corresponding entries. A date and claimant name field is at the top of the first page, and automatically repeats on following pages, (date should be formatted 00/00/0000)

When completed, please print, sign and send signed original via mail to:

Les Beshears, Director of Finance, Fresno Council of Governments, 2035 Tulare Street, Suite 201, Fresno, CA 93721

From: Applicant:	City of Clovis
Address:	1033 Fifth Street
City/State/Zip:	Clovis, CA 93612
Contact Phone/email:	Jay Schengel / 559-324-2113

This applicant is an eligible claimant pursuant to Section 99203 of the Public Utilities Code and certifies that the following transportation funds are available to be claimed:

Local Transportation Fund

Apportionment:	\$ 4,049,579
Unexpended, Held by Claimant:	\$ 426,871
County 4.5 Contribution	\$ 12,006
County Contract for Tarpey Roundup:	\$ 93,605

State Transit Assistance Fund

Estimate:	\$ 877,156
Other Agency:	

Other


Audit Exception/Impairment (required General Fund Payback):	
Other:	

Five Million, Four Hundred and Fify Nine Thousand, Two Hundred and Seventeen Dollars	TOTAL
	\$ 5,459,217

spell out total amount in above cell

for the purposes and respective amounts specified in the attached claim be drawn from the Local Transportation Fund and State Transit Assistance Fund.

Please print and sign after completing form

Authorized Signature:	
Name/Title:	Luke Serpa, City Manager
Date:	10/1/2018

RECEIVED

OCT 15 2018

BY: _____
FRESNO COG



2035 Tulare St., Ste. 201 tel 559-233-4148
Fresno, California 93721 fax 559-233-9645

www.fresnocog.org

Enter Date: **9/20/2018**

Claimant Name: **City of Clovis**

TRANSPORTATION FUNDING CLAIM DETAIL FOR FISCAL YEAR: 2018/19

PURPOSE	AMOUNT	SUBTOTAL
1. Bicycle & Pedestrian Facilities:		
Article 3:	\$ 81,057	
Article 8a:		
Audit Exceptions (General Fund Payback);		
Unexpended Funds, Held by Claimant:		
		\$ 81,057
2. Regional Transportation Planning:		
	\$ 113,196	\$ 113,196
3. Public Transportation		
Article 4:	\$3,401,498	
Article 8c:		
Tarpey Roundup County Contract:	\$ 93,605	
Other Agency:		
State Transit Assistance Funds (STA):	\$ 877,156	
Audit Exceptions (General Fund Payback):		
Unexpended Funds, Held by Claimant:	\$ 426,871	
		\$4,799,130
4. Community Transit Service CTSA, Article 4.5:		
	\$ 207,335	\$ 207,335
5. To Be Claimed By:		
FAX Contract:	\$ 258,499	
		\$ 258,499
GRAND TOTAL		\$ 5,459,217
Claim Total Must Agree With Total on First Page		\$ 5,459,217
Minus All Unexpended Funds not used for Transit Claims		\$ 426,871
GRAND TOTAL PAYABLE TO CLAIMANT		\$ 5,032,346

Allocation instructions and payment by the Fresno County Auditor-Controller to the applicant is subject to such monies being available for distribution, and to the provisions that such monies will be used only in accordance with the rules and regulations of the Transportation Development Act.

Enter Date: **9/20/2018**

Claimant Name: **City of Clovis**

BICYCLE AND PEDESTRIAN FACILITIES FOR FISCAL YEAR: 2018/19

Two percent (2%) of the claimant's Local Transportation Fund apportionment must be spent on bicycle and pedestrian facilities (PUC 99233.3 and 99234); such claims are to be filed as Article 3. Claims for projects in excess of 2% may be filed as Article 8a (PUC 99400(a)). If other funding is to be used with Local Transportation Funds to implement projects, such funding should be shown on the claim form.

PROJECT TITLE & BRIEF DESCRIPTION	PROJECT COST
--	---------------------

Various Bicycle & Pedestrian Facilities throughout the claimant's jurisdiction:	\$ 81,057.00
---	--------------

AND/OR:

Other - describe briefly if applicable:	\$ -
Other - describe briefly if applicable:	\$ -
Other - describe briefly if applicable:	\$ -
TOTAL PROJECT COSTS	\$ 81,057.00

Enter Date: **9/20/2018**

Claimant Name: **City of Clovis**

PUBLIC AND SPECIALIZED TRANSPORTATION SERVICE CLAIM FOR OPERATING AND CAPITAL EXPENSES FY: 2018/19

GENERAL TRANSPORTATION SERVICE PROPOSED 2018/2019	PROJECT COSTS	TOTALS
<i>(Information needed per PUC 99266, which states no moneys may be allocated in excess of 15% above preceding year unless claim is accompanied by supporting documentation)</i>		
TOTAL PROJECT COSTS	\$ 3,287,440.00	
Prior Year	\$ 3,136,569.00	
Percentage Change	5%	
	<i>more than prior year</i>	
Revenue Source & Amount	Operating	Capital
LTF Article 4:	\$ 1,442,701.00	\$ 1,442,701.00
LTF Article 4.5 or 8c:		\$ -
STA:		\$ 419,538.00
Fares:	\$ 146,000.00	\$ 146,000.00
Local Support:	\$ 394,741.00	\$ 394,741.00
Fed/State Grants:		\$ 164,200.00
Measure C:	\$ 710,260.00	\$ 710,260.00
Interest:	\$ 10,000.00	\$ 10,000.00
Unexpended Funds Held By Claimant:		\$ -
Audit Exception - General Payback Fund:		\$ -
SUB-TOTALS	\$ 2,703,702.00	\$ 583,738.00
		\$ 3,287,440.00

ELDERLY/HANDICAPPED SERVICE PROPOSED 2018/2019	PROJECT COSTS	TOTALS
<i>(Information needed per PUC 99266, which states no moneys may be allocated in excess of 15% above preceding year unless claim is accompanied by supporting documentation)</i>		
TOTAL PROJECT COSTS	\$ 3,352,482.00	
Prior Year	\$ 3,459,189.00	
Percentage Change	-3%	
	<i>less than prior year</i>	
Revenue Source & Amount	Operating	Capital
LTF Article 4:	\$ 1,958,797.00	\$ 1,958,797.00
Tarpey Roundup:	\$ 93,605.00	\$ 93,605.00
STA:		\$ 457,618.00
Fares:	\$ 84,000.00	\$ 84,000.00
Local Support:	\$ 193,546.00	\$ 193,546.00
Fed/State Grants:		\$ 110,000.00
Measure C:	\$ 18,045.00	\$ 18,045.00
Interest:	\$ 10,000.00	\$ 10,000.00
Unexpended Funds Held By Claimant:	\$ 417,463.00	\$ 9,408.00
Audit Exception - General Payback Fund:		\$ -
SUB-TOTALS	\$ 2,775,456.00	\$ 577,026.00
		\$ 3,352,482.00

CONSOLIDATED TRANSIT SERVICE AGENCY PROPOSED 2018/2019	PROJECT COSTS	TOTALS
<i>(Information needed per PUC 99266, which states no moneys may be allocated in excess of 15% above preceding year unless claim is accompanied by supporting documentation)</i>		
TOTAL PROJECT COSTS	\$ 460,744.00	
Prior Year	\$ 443,167.00	
Percentage Change	4%	
	<i>more than prior year</i>	
Revenue Source & Amount	Operating	Capital
LTF Article 4.5:	\$ 207,335.00	\$ 207,335.00
LTF Article 8c:		\$ -
STA:		\$ -
Fares:	\$ 10,000.00	\$ 10,000.00
Local Support:	\$ 243,409.00	\$ 243,409.00
Fed/State Grants:		\$ -
Other - describe briefly if applicable:		\$ -
Other - describe briefly if applicable:		\$ -
Unexpended Funds Held By Claimant:		\$ -
Audit Exception - General Payback Fund:		\$ -
SUB-TOTALS	\$ 460,744.00	\$ -
		\$ 460,744.00
GRAND TOTALS:	OPERATING	CAPITAL
	\$ 5,939,902.00	\$ 1,160,764.00
		\$ 7,100,666.00

Enter Date: **9/20/2018**

Claimant Name: **City of Clovis**

PUBLIC AND SPECIALIZED TRANSPORTATION SERVICE FAREBOX CALCULATION FOR FISCAL YEAR: 2018/19

REQUIRED OPERATING/FAREBOX CALCULATIONS

General Transportation Service:

	Operating Expenses:	\$ 2,703,702.00
1. Total Operating Expenses Minus Exclusions	Amount Excluded	\$ 2,703,702.00
2. Farebox Revenues		\$ 146,000.00
3. Other Local Support		\$ 394,741.00
4. Total Local Support (Adds Lines 2 + 3)		\$ 540,741.00
5. Farebox Revenue/Operating Expense Ratio (Line 2 Divided By Line 1)		5%
6. Required Minimum Ratio Verification: Enter 1 for Urban, 2 for Rural	1	20%
7. Total Local Support/Operating Expense Ratio (Line 4 Divided By Line 1)		20%
8. Required Minimum Ratio Criteria:		20%
URBAN 20%		
RURAL 10%		
	Meets Minimum Requirements	

Elderly/Handicapped Service:

	Operating Expenses:	\$ 2,775,456.00
1. Total Operating Expenses Minus Exclusions	Amount Excluded	\$ 2,775,456.00
2. Farebox Revenues		\$ 84,000.00
3. Other Local Support		\$ 193,546.00
4. Total Local Support (Adds Lines 2 + 3)		\$ 277,546.00
5. Farebox Revenue/Operating Expense Ratio (Line 2 Divided By Line 1)		3%
6. Required Minimum Ratio Verification:		7%
7. Total Local Support/Operating Expense Ratio (Line 4 Divided By Line 1)		10%
8. Required Minimum Ratio Criteria:		10%
10%		
	Meets Minimum Requirements	

Consolidated Transportation Service Agency:

	Operating Expenses:	\$ 460,744.00
1. Total Operating Expenses Minus Exclusions	Amount Excluded	\$ 460,744.00
2. Farebox Revenues		\$ 10,000.00
3. Other Local Support		\$ 243,409.00
4. Total Local Support (Adds Lines 2 + 3)		\$ 253,409.00
5. Farebox Revenue/Operating Expense Ratio (Line 2 Divided By Line 1)		2%
6. Required Minimum Ratio Verification:		53%
7. Total Local Support/Operating Expense Ratio (Line 4 Divided By Line 1)		55%
8. Required Minimum Ratio Criteria:		55%
Fares 10%		
Other Local Support 45%		
	Meets Minimum Requirements	

SUMMARY TOTALS:

	\$ 5,939,902.00
1. Total OF ALL Operating Expenses PLUS Exclusions	\$ 5,939,902.00
	Total Operating Expenses: \$ 5,939,902.00
	Total Amount Excluded: \$ - \$ 5,939,902.00

Must Agree With TOTAL, Project Detail Operator Tab: \$ 1,160,764.00

2. Total of All Capital Projects: \$ 1,160,764.00

Must Agree With CAPITAL PROJECTS, Project Detail Operator Tab: \$ 7,100,666.00

3. GRAND TOTAL: \$ 7,100,666.00

Enter Date: **9/20/2018**

Claimant Name: **City of Clovis**

CONTINGENCY PROJECT LISTING FOR FISCAL YEAR: 2018/19

Should additional Local Transportation Fund or State Transit Assistance Fund monies be made available during the current fiscal year, they are hereby also claimed for the following purposes:

CHECK ALL THAT APPLY (Enter "X" in yellow box)

BICYCLE AND PEDESTRIAN FACILITIES

Article 3

PUBLIC TRANSPORTATION

Article 4

SUPPLEMENTAL INFORMATION REQUIRED OF TRANSIT CLAIMANTS (CCR 6632)

ATTACHED TO THIS CLAIM ARE SUBMITTED THE FOLLOWING DOCUMENTS:
(initial yellow box all that apply)

- Budget or proposed budget for the 2018/19 fiscal year.
- Statement for prior year revenues and expenditures (projections acceptable).
- California Highway Patrol Certification pursuant to PUC 99251 (no claim may be approved unless accompanied by this certification). Date on this certification must be within 13 months of the proposed claim approval date.

STANDARD ASSURANCES FOR TRANSIT CLAIMANTS

CLAIMANT ASSURANCES: (initial yellow box all that apply)

- A. Claimant certifies that it has submitted a satisfactory, independent fiscal audit, with required certification statement, to the RTPA and to the State Controller, pursuant to PUC 99245 and 21 Cal. Code of Regulations Section 6664 for the prior fiscal year (project year minus two). Claimant assures that this audit requirement will be completed for the current fiscal year (project year minus one).
- B. Claimant certifies that it has submitted a State Controller Report, in conformance with the uniform system of accounts and records, to the RTPA, and to the State Controller, pursuant to PUC 99243, for the prior year (project year minus two). Beginning with the 1979-80 fiscal year, claimant assures that this report will be audited by an independent CPA. Claimant assures that this report will be completed for the current fiscal year (project year minus one)
- C. Claimant certifies in accordance with PUC Section 99314.5(b) that it is not precluded by any contract entered into on or after June 28, 1979, from employing part-time drivers or contracting with common carriers of persons operating under a franchise or license. Claimant further certifies that no person who was a full-time employee on June 28, 1979, shall have his or her employment terminated or his or her regular hours of employment, excluding overtime, reduced by the operator as a result of it employing part-time drivers or contracting with such common carriers.
- D. Claimant filing claim pursuant to PUC Section 99260 certifies that:**
(check one by entering "X" in yellow cell):
1. the current cost of its retirement system is fully funded with respect to the officers and employees of its public transportation system (PUC Section 99271a); or
2. the operator is implementing a plan approved by the transportation planning agency which will fully fund the retirement system for such officers and employees within 40 years (PUC Section 99271a); or
3. the operator has a private pension plan which sets aside and invests on a current basis funds sufficient to provide for the payment of future pension benefits and which is fully compliant with the requirements stated in PUC Sections 99272 and 99273.
- E. Claimant certifies that it is in compliance with PUC Section 99264 that it does not routinely staff, with two or more persons, a vehicle for public transportation purposes designed to be operated by one person.
- F. Claimant certifies that it is making full use of federal funds available under the Urban Mass Transportation Act of 1964, as amended in accordance with Section 6754(a)(3).
- G. Claimant certifies that this is in compliance with PUC Section 99155 that if it offers reduced fares to seniors, the same reduced rate is offered to disabled persons, handicapped persons, and disabled veterans and it honors the federal Medicare card for identification to receive reduced fares.
- H. Claimant certifies that it is in compliance with PUC Section 99155.5 regarding dial-a-ride and paratransit services being accessible to handicapped persons and that the service is provided to persons without regard to vehicle ownership and place of residence.

The undersigned hereby certifies that the above statements are true and correct.

Please print and sign after completing form

Authorized Signature:



Name/Title: **Luke Serpa, City Manager**

Date: **10/1/2018**

FY 17-18

Clovis Transit Tarpey Budget Calculation

Calculations for determining County costs for ridership within the Tarpey Boundary

Cost and Revenues

Final costs for year ending:	Jun-14	Jun-15	Jun-16	Jun-17	Jun-18	% Change (16/17 to 17/18)
Operating Cost ¹	\$2,147,801	\$2,426,662	\$2,465,924	\$2,751,269	\$2,803,026	1.88%
Farebox Revenue ^{1,2}	\$214,780	\$242,666	\$246,592	\$275,126	\$280,302	1.88%
Total Revenue from local agencies	\$1,933,021	\$2,183,996	\$2,219,332	\$2,476,143	\$2,522,724	1.88%

Service

Total Roundup Passengers (Trips) ¹	65,211	61,025	60,692	56,236	52,061	-7.42%
Trips within Tarpey Village	1,152	1,621	1,551	1,932	1,370	29.08%
Percent of Tarpey Usage	1.77%	2.66%	2.56%	3.44%	2.63%	-23.54%

County Contribution

	\$34,148	\$58,013	\$56,716	\$85,068	\$66,386	-21.96%
--	-----------------	-----------------	-----------------	-----------------	-----------------	----------------

Calculations

Cost per Trip (Revenue divided by Total Trips) \$48.45

County Contribution (Cost per trip times Tarpey Trips) \$93,605

1 Current year figures are unaudited; prior years' are from annual Transit Productivity Evaluation.

2 Includes Measure C funds

TRANSIT OPERATOR COMPLIANCE CERTIFICATE

CHP 339 (Rev. 9-09) OPI 062

TRANSIT OPERATOR NAME

CITY OF CLOVIS PUBLIC TRANSIT

ADDRESS

155 NORTH SUNNYSIDE AVENUE

TELEPHONE NUMBER

(559) 324-2770

CITY

ZIP CODE

COUNTY

CLOVIS

93611

FRESNO

This is to certify that the above named transit operator was inspected on this date and found to be in compliance with California Vehicle Code Section 1808.1, regarding participation in the Department of Motor Vehicles Pull Notice Program, and with Section 12804.6, regarding transit bus operator certificates.

ISSUED BY

I.D. NUMBER

DATE

TERRIE FAIRLEY

A09826

10/02/2018

Destroy Previous Editions

Chp339_0809.p

TRANSIT OPERATOR COMPLIANCE CERTIFICATE

CHP 339 (Rev. 9-09) OPI 062

TRANSIT OPERATOR NAME

CITY OF CLOVIS PUBLIC TRANSIT

ADDRESS

155 NORTH SUNNYSIDE AVENUE

TELEPHONE NUMBER

(559) 324-2770

CITY

ZIP CODE

COUNTY

CLOVIS

93611

FRESNO

This is to certify that the above named transit operator was inspected on this date and found to be in compliance with California Vehicle Code Section 1808.1, regarding participation in the Department of Motor Vehicles Pull Notice Program, and with Section 12804.6, regarding transit bus operator certificates.

ISSUED BY

I.D. NUMBER

DATE

TERRIE FAIRLEY

A09826

10/02/2018

Destroy Previous Editions

Chp339_0809.p



CITY *of* CLOVIS

MEMORANDUM

TO: Fresno Council of Governments

FROM: Amy Hance, General Services Manager 

DATE: October 10, 2018

SUBJECT: Clovis Transit LTF Claim

The purpose of this memo is to advise the Fresno Council of Governments that a FY18/19 service contract between City of Clovis/Clovis Transit and City of Fresno/Fresno Area Express has not yet been executed. Negotiations about this contract are on-going and are anticipated to conclude in the near future. Fresno Area Express has continued to provide service to a level as called for in the FY17/18 contract.

As soon as the FY18/19 contract has been executed and approved by Clovis City Council, Fresno Council of Governments will be immediately notified and provided a copy.

SORT ORDER: SPECOBJ within SECTION within FUND

SELECT SECTION CODE: 34700,34800 [Account Directors' Summary in Whole Dollars] 06/30/18 Page 1
 BUDGET: EST TO CLOSE; SPECOBJ AND BUDGETS SHOWN; ALL of Fiscal Year

SPECOBJ	FUNDGRP	SPECOBJ	Description	Budget	This Month	Tp - Date	Before		Balance	Exp%	Comm#	Aval%
							Commitments	Open				
515	TRANSIT FUND	SECTION	TRANSIT ROUND UP-CTS	34700								
45031			1/2 % SALES TAX-MEAS C	441,000	441,000		0	0	0	100.0		100.0
45038			OTHER GRANTS-CAP	25,000	-25,224		25,000	0	25,000			Over
45061			LTF-ARTICLE 4 TRANSIT	1950,000	-482,223	2230,667	-280,667	0	-280,667	114.4		Over
45062			LTF-ART 4.5-SPEC TRANSIT	199,000	49,854	199,425	-425	0	-425	100.2		100.0
45066			STATE TRANSIT ASSISTANCE	444,000	0	0	444,000	0	444,000			100.0
45072			SB1 STATE OF GOOD REPAIR	85,000	0	0	85,000	0	85,000			Over
45140			CA PROP 1B-TRANSPORTATION	87,000	1,029	88,185	-1,185	0	-1,185	101.4		Over
46502			ROUND UP FARES	40,000	2,543	43,218	-3,218	0	-3,218	108.0		Over
46505			BUS FARE PASSES	52,000	3,021	48,642	3,358	0	3,358	93.5		6.5
47902			MISCELLANEOUS RECEIPTS	49	49		-49	0	-49			
61000			SALARIES REGULAR	753,800	62,282	722,163	31,637	0	31,637	95.8		4.2
61160			ACTING/OUT OF CLASS PAY	1,000	0	707	293	0	293	70.7		29.3
61200			OVERTIME REGULAR	35,000	2,773	41,993	-6,993	0	-6,993	120.0		Over
61207			OVERTIME-CALLOUT	8,500	578	6,639	1,861	0	1,861	78.1		21.9
61216			CTO BUYBACK	11,200	0	11,153	48	0	48	99.6		0.4
61300			EXTRA HELP	488,000	41,021	468,847	19,153	0	19,153	96.1		3.9
62001			RETIREMENT-MISC	101,400	8,003	97,852	3,548	0	3,548	96.5		3.5
62004			DEFERRED COMP CONTRIBUTION	9,700	662	7,682	2,018	0	2,018	79.2		20.8
62005			WORKER'S COMPENSATION	70,200	5,803	69,240	960	0	960	98.6		1.4
62006			HEALTH BENEFIT PLAN	103,900	7,304	98,688	5,212	0	5,212	95.0		5.0
62007			MEDICARE	12,500	1,038	12,637	-137	0	-137	101.1		Over
62010			SICK LEAVE INCENTIVE	7,700	0	7,630	70	0	70	99.1		0.9
62011			SOC SEC/PERS-EXTRA HELP	72,100	5,827	58,380	13,720	0	13,720	81.0		19.0
62012			OTHER BENEFITS	3,400	320	3,400	0	0	0	100.0		
62013			Workers Comp-EH	55,800	5,266	55,102	698	0	698	98.7		1.3
62014			HEALTH INS REBATE	33,900	3,344	35,920	-2,020	0	-2,020	106.0		Over
62024			VANTAGE CARE CONTRIBUTION	500	27	368	132	0	132	73.6		26.4
63004			VEHICLE ALLOWANCE	9,700	574	9,158	543	0	543	94.4		5.6
63009			FLEET ADMIN CHARGES	66,100	5,490	66,100	0	0	0	100.0		
63010			FLEET CHARGES-ACTUAL BASIS	511,200	52,413	525,159	-13,959	0	-13,959	102.7		Over
63205			TELEPHONE-COMM SERVICES	60,000	5,566	56,131	3,869	2,737	1,132	93.6	4.6	1.9
63304			MARKETING SERVICES	8,500	2,070	10,861	-2,361	0	-2,361	127.8		Over
63315			OTHER SERVICES	26,500	14,137	44,552	-18,052	0	-18,052	168.1		Over
63350			TEMP PERSONNEL SERVICES	5,100	0	4,340	760	0	760	85.1		14.9
63390			CREDIT CARD CHARGES	5,200	2	159	41	0	41	79.4		20.6
65001			TRAVEL-CONFERENCES	5,000	1,828	7,686	-2,686	0	-2,686	153.7		Over
65101			TRAINING-EDUCATIONAL INCEN	24,000	0	4,153	19,847	0	19,847	17.3		82.7
65102			TRAINING-CLASSES & SEMINAR	1,000	0	1,119	-119	0	-119	111.9		Over
65201			MEMBERSHIP/ASSOCIATION DUE	300	0	280	20	0	20	93.3		6.7
66001			GENERAL ADMINISTRATION CHA	79,000	6,620	79,000	0	0	0	100.0		
66003			GENERAL SERVICE CHARGES	346,600	28,920	346,600	0	0	0	100.0		
66005			PROPERTY & LIABILITY INS C	45,200	3,730	45,200	0	0	0	100.0		
66803			GEN LIABILITY CLAIM-PROP	0	0	1,500	-1,500	0	-1,500			
68120			OTHER CAPITAL OUTLAY	87,400	0	0	0	33,356	-33,356			Over
68573			SECURITY SYSTEMS	6,015	6,015	104,621	-17,221	0	-17,221	119.7		Over
68725			TRANSIT BUSES/VANS	637,000	0	92,906	544,094	543,670	424	14.6	85.3	0.1

SORT ORDER: SPECOBJ within SECTION within FUND

SELECT SECTION CODE: 34700,34800
 BUDGET: EST TO CLOSE; SPECOBJ AND BUDGETS SHOWN; ALL of Fiscal Year

FUNDGRP		FUNDGRP Title	SECTION	SECTION Title		Director				
515		TRANSIT FUND	34800	TRANSIT-STAGELINE-GEN P						
SPECOBJ	SPECOBJ Description	Budget	This Month	Tp - Date	Before	Open	Balance	Exp%	Comm%	Aval%
44220	TROLLEY RENTAL-TRANSIT	9,000	575	8,500	500	0	500	94.4		5.6
44300	ADVERTISING INCOME	31,000	17,826	36,274	-5,274	0	-5,274	117.0		Over
45031	1/2 % SALES TAX-MEAS C	1071,000	-174,153	1022,005	48,995	0	48,995	95.4		4.6
45038	OTHER GRANTS-CAP	80,000	-79,328	0	80,000	0	80,000	100.0		100.0
45061	LTF-ARTICLE 4 TRANSIT	1509,000	1509,000	1509,000	0	0	0	100.0		
45066	STATE TRANSIT ASSISTANCE	333,977	333,977	636,441	-636,441	0	-636,441			100.0
45072	SBI STATE OF GOOD REPAIR	85,000	0	0	85,000	0	85,000			Over
45140	CA PROP 1B-TRANSPORTATION	72,100	1,029	73,039	-939	0	-939	101.3		2.6
46501	STAGE LINE FARES	56,000	7,746	54,543	1,458	0	1,458	97.4		34.1
46505	BUS FARE PASSES	8,000	93	5,273	2,727	0	2,727	65.9		17.3
47502	METRO PASS	38,000	1,152	31,432	6,568	0	6,568	82.7		100.0
47502	SALE OF PROP/EQUI-PROPRIET	700	-613	0	700	0	700			Over
47902	MISCELLANEOUS RECEIPTS	664	664	664	-664	0	-664			2.6
47903	MISCELLANEOUS REFUNDS	53	0	53	-53	0	-53			10.2
61000	SALARIES REGULAR	577,200	51,618	562,046	15,154	0	15,154	97.4		2.8
61160	ACTING/OUT OF CLASS PAY	700	88	629	71	0	71	89.8		Over
61200	OVERTIME REGULAR	45,000	3,971	43,735	1,265	0	1,265	97.2		2.8
61207	OVERTIME-CALLOUT	4,500	548	5,121	-621	0	-621	113.8		2.8
61216	CTO BUYBACK	2,700	0	2,623	77	0	77	97.2		1.9
61300	EXTRA HELP	365,000	29,069	358,002	6,998	0	6,998	98.1		2.0
62001	RETIREMENT-MISC	78,500	6,487	76,924	1,576	0	1,576	98.0		4.8
62004	DEFERRED COMP CONTRIBUTION	5,700	503	5,425	275	0	275	95.2		Over
62005	WORKER'S COMPENSATION	48,900	4,396	49,860	-960	0	-960	102.0		Over
62006	HEALTH BENEFIT PLAN	127,400	10,353	127,363	37	0	37	100.0		Over
62007	MEDICARE	9,400	841	9,595	-195	0	-195	102.1		1.0
62010	SICK LEAVE INCENTIVE	4,900	0	4,851	49	0	49	99.0		20.5
62011	SOC SEC/PERS-EXTRA HELP	53,900	4,134	42,835	11,065	0	11,065	79.5		1.9
62012	OTHER BENEFITS	2,300	210	2,300	0	0	0	100.0		4.3
62013	Workers Comp-EH	43,800	3,570	42,948	852	0	852	98.1		19.8
62014	HEALTH INS REBATE	12,700	882	12,158	542	0	542	95.7		6.0
62024	VANTAGE CARE CONTRIBUTION	400	23	321	79	0	79	80.2		0.7
63004	VEHICLE ALLOWANCE	8,600	505	8,080	520	0	520	94.0		30.4
63009	FLEET ADMIN CHARGES	52,200	4,350	52,200	0	0	0	100.0		Over
63010	FLEET CHARGES-ACTUAL BASIS	453,800	40,250	450,644	3,156	0	3,156	99.3		1.4
63205	TELEPHONE-COMM SERVICES	25,000	3,181	17,947	7,953	350	7,603	68.2		32.0
63304	MARKETING SERVICES	18,000	1,908	12,236	5,764	0	5,764	68.0		Over
63315	OTHER SERVICES	30,000	13,029	46,293	-16,293	0	-16,293	154.3		Over
63316	TRANSIT SERVICES	247,700	247,687	247,687	13	0	13	100.0		27.7
63350	TEMP PERSONNEL SERVICES	6,000	0	4,340	1,660	0	1,660	72.3		Over
63390	CREDIT CARD CHARGES	400	11	443	-43	0	-43	110.8		Over
65001	TRAVEL-CONFERENCES	4,500	1,828	7,606	-3,106	0	-3,106	169.0		Over
65101	TRAINING-EDUCATIONAL INCEN	7,200	0	4,153	3,047	0	3,047	57.7		42.3
65102	TRAINING-CLASSES & SEMINAR	1,000	0	1,119	-119	0	-119	111.9		Over
65201	MEMBERSHIP/ASSOCIATION DUE	300	0	280	20	0	20	93.3		6.7
66001	GENERAL ADMINISTRATION CHA	79,000	6,620	79,000	0	0	0	100.0		Over
66003	GENERAL SERVICE CHARGES	258,900	21,520	258,900	0	0	0	100.0		Over

SELECT SECTION CODE: 34700,34800
 BUDGET: EST TO CLOSE; SPECOBJ AND BUDGETS SHOWN; ALL of Fiscal Year

SORT ORDER: SPECOBJ within SECTION within FUND

FUNDGRP	FUNDGRP Title	SECTION	SECTION Title	Director						
515	TRANSIT FUND	34800	TRANSIT-STAGELINE-GEN P							
SPECOBJ	SPECOBJ Description	Budget	This Month	Tp - Date	Before Commitments	Open Commitments	Balance	Exp%	Comm%	Aval%
66005	PROPERTY & LIABILITY INS C	38,700	3,170	38,700	0	0	0	100.0		
68120	OTHER CAPITAL OUTLAY	32,100	0	0	32,100	33,356	-1,256		103.9	Over
68573	SECURITY SYSTEMS	72,300	-6,015	75,422	-3,122	0	-3,122	104.3		Over
68725	TRANSIT BUSES/VANS	999,900	524,555	524,555	475,345	475,383	-38	52.5	47.5	Over
	** TOTAL REVENUE **	2959,800	1617,967	3377,224	-417,424	0	-417,424	114.1		Over
	** TOTAL EXPENSES **	3718,600	979,292	3175,441	543,159	509,089	34,069	85.4	13.7	0.9
	** REVENUE - EXPENSE **	-758,800	638,675	201,783	-960,583	-509,089	-451,493	-26.6	67.1	Over

FUND	TRANSIT FUND	TOTALS **
TRANSIT FUND		
** TOTAL REVENUE **	1608,015	6428,410
** TOTAL EXPENSES **	1250,904	6273,367
** REVENUE - EXPENSE **	357,111	155,043
	-7400,000	-7555,043
		-1088,853
		-6466,190
		-2.1
		14.7
		Over

SORT ORDER: SPECOBJ within SECTION within FUND

SELECT SECTION CODE: 34700,34800
 BUDGET: EST TO CLOSE; SPECOBJ AND BUDGETS SHOWN; ALL of Fiscal Year

FUNDGRP	FUNDGRP Title	SECTION	Budget	This Month	Tp - Date	Before Commitments	Open Commitments	Balance	Exp%	Comm%	Aval%
515	TRANSIT FUND	34800									
	SPECOBJ Description										
	** GRAND TOTAL REVENUE **		6282,800	1608,015	6428,410	-145,610	0	-145,610	102.3		Over
	** GRAND TOTAL EXPENSE **		7400,000	1250,904	6273,367	1126,633	1088,853	37,780	84.8	14.7	0.5
	** REVENUE - EXPENSE **		-1117,200	357,111	155,043	-1272,243	-1088,853	-183,390	-13.9	97.5	Over

**City of Clovis
Budget Worksheet by Department**

Ledger: GL

Section: 00515	TRANSIT FUND	Object Type: Revenue Accounts	SpecObj	Prior Year Actual	Adjusted Budget	Actuals Through 6-30-2018	Encumb Balance To Date	Estimate to Close	Department Requested	EC to DR
		Object Type: Revenue Accounts								
		Object Type: Expenditure Accounts								
		SpecObj								
		44015 INTEREST INCOME-PROPRIETARY		4,456.14	0.00	20,680.74	0.00	20,000.00	20,000.00	0.00%
		44099 GASB31 PROPRIETARY FUNDS		922.00	0.00	374.00	0.00	0.00	0.00	0.00%
		SpecObj								
		62015 COMPENSATED FUTURE ABSENCES		-17,396.00	0.00	-6,794.00	0.00	0.00	0.00	0.00%
		68760 PROPRIETARY CONTRA ASSET		-63,921.00	0.00	-618,914.00	0.00	0.00	0.00	0.00%
		68950 DEPRECIATION-ROLLING STOCK		241,980.00	0.00	293,479.00	0.00	0.00	0.00	0.00%
		68951 DEPRECIATION EQUIPMENT		86,573.00	0.00	89,769.00	0.00	0.00	0.00	0.00%
		68990 LOSS-SALE OF PROPERTY & EQUIP		1,287.00	0.00	8,112.00	0.00	0.00	0.00	0.00%
		Total Revenue for 00515:		5,378.14	0.00	21,054.74	0.00	20,000.00	20,000.00	0.00%
		Total Expenditures for 00515:		248,523.00	0.00	-234,348.00	0.00	0.00	0.00	0.00%
		Expense Less Revenue Total:		243,144.86	0.00	-255,402.74	0.00	-20,000.00	-20,000.00	0.00%

Section: 34700 TRANSIT-ROUND UP-CTSA

Section: 34700	TRANSIT-ROUND UP-CTSA	Object Type: Revenue Accounts	SpecObj	Prior Year Actual	Adjusted Budget	Actuals Through 6-30-2018	Encumb Balance To Date	Estimate to Close	Department Requested	EC to DR
		Object Type: Revenue Accounts								
		Object Type: Expenditure Accounts								
		SpecObj								
		45031 1/2 % SALES TAX-MEAS C		420,000.00	441,000.00	441,000.00	0.00	441,000.00	455,000.00	3.17%
		45038 OTHER GRANTS-CAP		0.00	25,000.00	0.00	0.00	25,000.00	25,000.00	0.00%
		45061 LTF-ARTICLE 4 TRANSIT		2,090,954.00	1,950,000.00	2,230,667.00	0.00	1,950,000.00	1,982,000.00	1.64%
		45062 LTF-ART 4.5-SPEC TRANSIT		195,145.00	199,000.00	199,425.00	0.00	199,000.00	203,000.00	2.01%
		45066 STATE TRANSIT ASSISTANCE		142,000.00	567,750.00	0.00	0.00	444,000.00	441,000.00	-0.67%
		45072 SB1 STATE OF GOOD REPAIR		0.00	0.00	0.00	0.00	85,000.00	85,000.00	0.00%
		45140 CA PROP 1B-TRANSPORTATION BOND		1,318.00	0.00	88,185.00	0.00	87,000.00	0.00	-100.00%
		46502 ROUND UP FARES		44,234.47	40,000.00	43,218.00	0.00	40,000.00	41,000.00	2.50%
		46505 BUS FARE PASSES		49,998.98	52,000.00	48,642.00	0.00	52,000.00	53,000.00	1.92%

City of Clovis

Budget Worksheet by Department

Ledger: GL

Object Type: SpecObj	Expenditure Accounts	Prior Year	Adjusted	Actuals	Encumb	Estimate	Department	EC to DR
		Actual FY 2017 Ver (PY)	Budget FY 2018 Ver (WB)	Through 6-30-2018 Ver (AD)	Balance To Date	to Close FY 2018 Ver (EC)	Requested FY 2019 Ver (DR)	Percent Change
47902	MISCELLANEOUS RECEIPTS	40.33	0.00	49.00	0.00	0.00	0.00	0.00%
61000	SALARIES REGULAR	764,365.15	819,200.00	722,163.35	0.00	753,800.00	799,300.00	6.03%
61160	ACTING/OUT OF CLASS PAY	1,113.90	1,800.00	706.79	0.00	1,000.00	1,800.00	80.00%
61200	OVERTIME REGULAR	17,878.20	25,000.00	41,992.77	0.00	35,000.00	30,000.00	-14.28%
61207	OVERTIME-CALLOUT	9,344.48	8,500.00	6,638.89	0.00	8,500.00	8,800.00	3.52%
61216	CTO BUYBACK	6,889.56	10,000.00	11,152.50	0.00	11,200.00	11,500.00	2.67%
61300	EXTRA HELP	471,879.28	490,000.00	468,847.21	0.00	488,000.00	500,000.00	2.45%
62001	RETIREMENT-MISC	96,549.65	109,200.00	97,851.98	0.00	101,400.00	123,100.00	21.40%
62004	DEFERRED COMP CONTRIBUTION	10,209.53	15,000.00	7,682.40	0.00	9,700.00	13,000.00	34.02%
62005	WORKER'S COMPENSATION	52,000.00	77,100.00	69,240.17	0.00	70,200.00	90,200.00	28.49%
62006	HEALTH BENEFIT PLAN	91,423.30	116,200.00	98,688.40	0.00	103,900.00	106,400.00	2.40%
62007	MEDICARE	12,996.47	11,900.00	12,636.51	0.00	12,500.00	11,600.00	-7.20%
62010	SICK LEAVE INCENTIVE	8,901.59	12,000.00	7,630.08	0.00	7,700.00	9,000.00	16.88%
62011	SOC SEC/PERS-EXTRA HELP	61,364.52	72,400.00	58,380.40	0.00	72,100.00	82,200.00	14.00%
62012	OTHER BENEFITS	3,400.00	3,400.00	3,400.00	0.00	3,400.00	3,400.00	0.00%
62013	Workers Comp-EH	44,033.29	45,800.00	55,102.47	0.00	55,800.00	57,400.00	2.86%
62014	HEALTH INS REBATE	37,911.75	41,400.00	35,919.54	0.00	33,900.00	33,900.00	0.00%
62024	VANTAGE CARE CONTRIBUTION	152.91	400.00	368.07	0.00	500.00	500.00	0.00%
63004	VEHICLE ALLOWANCE	8,011.35	9,900.00	9,157.50	0.00	9,700.00	10,000.00	3.09%
63009	FLEET ADMIN CHARGES	66,000.00	66,100.00	66,100.00	0.00	66,100.00	66,200.00	0.15%
63010	FLEET CHARGES-ACTUAL BASIS CHR	433,482.00	455,800.00	525,159.00	0.00	511,200.00	550,000.00	7.58%
63205	TELEPHONE-COMM SERVICES	37,052.50	60,000.00	56,130.53	2,737.48	60,000.00	65,000.00	8.33%
63304	MARKETING SERVICES	8,884.76	9,000.00	10,861.45	0.00	8,500.00	9,000.00	5.88%
63315	OTHER SERVICES	23,206.76	25,000.00	44,551.69	0.00	26,500.00	30,000.00	13.20%
63350	TEMP PERSONNEL SERVICES	3,740.05	4,000.00	4,340.04	0.00	5,100.00	5,000.00	-1.96%
63390	CREDIT CARD CHARGES	199.47	200.00	158.84	0.00	200.00	200.00	0.00%
64107	RESOURCE MATERIALS	0.00	25,000.00	0.00	0.00	0.00	25,000.00	0.00%
65001	TRAVEL-CONFERENCES	2,611.14	5,000.00	7,686.00	0.00	5,000.00	5,000.00	0.00%

**City of Clovis
Budget Worksheet by Department**

Ledger: GL

	Prior Year Actual		Adjusted Budget		Actuals Through		Encumb Balance		Estimate to Close		Department Requested		EC to DR	
	FY 2017 Ver (PY)		FY 2018 Ver (WB)		6-30-2018 Ver (AD)		To Date		FY 2018 Ver (EC)		FY 2019 Ver (DR)		Percent Change	
65101	3,981.49		25,500.00		4,153.00		0.00		24,000.00		0.00		-100.00%	
65102	2,518.83		3,000.00		1,119.00		0.00		1,000.00		5,000.00		400.00%	
65201	267.50		400.00		280.00		0.00		300.00		400.00		33.33%	
66001	86,000.00		79,000.00		79,000.00		0.00		79,000.00		86,000.00		8.86%	
66003	342,300.00		346,600.00		346,600.00		0.00		346,600.00		445,300.00		28.47%	
66005	42,600.00		45,200.00		45,200.00		0.00		45,200.00		52,000.00		15.04%	
66803	0.00		0.00		1,500.00		0.00		0.00		0.00		0.00%	
68120	2,566.45		33,356.46		0.00		33,356.46		0.00		0.00		0.00%	
68573	0.00		96,000.00		104,620.91		0.00		87,400.00		0.00		-100.00%	
68725	0.00		877,750.00		92,905.98		543,670.21		637,000.00		0.00		-100.00%	
	2,943,690.78		3,274,750.00		3,051,186.00		0.00		3,323,000.00		3,285,000.00		-1.14%	
	2,753,835.88		4,026,106.46		3,097,925.47		579,764.15		3,681,400.00		3,236,200.00		-12.09%	
	-189,854.90		751,356.46		46,739.47		579,764.15		358,400.00		-48,800.00		-113.61%	
Total Revenue for 34700:														
Total Expenditures for 34700:														
Expense Less Revenue Total:														
Section: 34800 TRANSIT-STAGELINE-GEN PUE														
Object Type: Revenue Accounts														
SpecObj														
44220	9,069.94		9,000.00		8,500.00		0.00		9,000.00		12,000.00		33.33%	
44300	22,106.50		17,000.00		36,274.39		0.00		31,000.00		31,000.00		0.00%	
45031	947,996.63		1,071,000.00		1,022,004.66		0.00		1,071,000.00		1,105,000.00		3.17%	
45038	64,492.00		25,000.00		0.00		0.00		80,000.00		79,200.00		-1.00%	
45061	1,476,000.00		1,509,000.00		1,509,000.00		0.00		1,509,000.00		1,535,000.00		1.72%	
45066	489,512.00		123,750.00		636,441.00		0.00		0.00		0.00		0.00%	
45072	0.00		0.00		0.00		0.00		85,000.00		85,000.00		0.00%	
45140	1,318.00		0.00		73,039.00		0.00		72,100.00		0.00		-100.00%	
46501	62,047.29		70,000.00		54,542.50		0.00		56,000.00		56,000.00		0.00%	
46505	9,003.65		8,000.00		5,273.15		0.00		8,000.00		9,000.00		12.50%	
46506	32,127.39		30,000.00		31,432.29		0.00		38,000.00		38,000.00		0.00%	
47502	0.00		0.00		613.09		0.00		700.00		0.00		-100.00%	

City of Clovis
Budget Worksheet by Department

Ledger: GL

Object Type: SpecObj	Prior Year Actual		Adjusted Budget		Actuals Through 6-30-2018		Encumb Balance To Date	Estimate to Close		Department Requested		EC to DR Percent Change
	FY 2017 Ver (PY)	FY 2018 Ver (WB)	FY 2018 Ver (WB)	FY 2018 Ver (AD)	FY 2018 Ver (AD)	FY 2018 Ver (EC)		FY 2019 Ver (DR)	FY 2018 Ver (EC)	FY 2019 Ver (DR)		
47902 MISCELLANEOUS RECEIPTS	39.01	0.00	0.00	50.49	0.00	0.00	0.00	0.00	0.00	0.00	0.00%	
47903 MISCELLANEOUS REFUNDS	0.00	0.00	0.00	53.42	0.00	0.00	0.00	0.00	0.00	0.00	0.00%	
Expenditure Accounts												
61000 SALARIES REGULAR	486,622.22	571,100.00	571,100.00	562,045.72	0.00	0.00	577,200.00	643,400.00	11.46%			
61160 ACTING/OUT OF CLASS PAY	31.52	1,000.00	1,000.00	628.73	0.00	0.00	700.00	1,000.00	42.85%			
61200 OVERTIME REGULAR	20,425.27	20,000.00	20,000.00	43,734.87	0.00	0.00	45,000.00	30,000.00	-33.33%			
61207 OVERTIME-CALLOUT	3,156.76	5,500.00	5,500.00	5,120.98	0.00	0.00	4,500.00	5,500.00	22.22%			
61216 CTO BUYBACK	930.46	1,500.00	1,500.00	2,623.47	0.00	0.00	2,700.00	4,000.00	48.14%			
61300 EXTRA HELP	310,172.63	365,000.00	365,000.00	358,001.79	0.00	0.00	365,000.00	373,000.00	2.19%			
62001 RETIREMENT-MISC	67,501.32	76,200.00	76,200.00	76,924.28	0.00	0.00	78,500.00	99,100.00	26.24%			
62004 DEFERRED COMP CONTRIBUTION	5,312.54	6,300.00	6,300.00	5,424.72	0.00	0.00	5,700.00	6,700.00	17.54%			
62005 WORKER'S COMPENSATION	29,900.00	46,200.00	46,200.00	49,860.44	0.00	0.00	48,900.00	67,400.00	37.83%			
62006 HEALTH BENEFIT PLAN	110,401.97	127,500.00	127,500.00	127,362.81	0.00	0.00	127,400.00	128,000.00	0.47%			
62007 MEDICARE	8,553.80	8,300.00	8,300.00	9,594.68	0.00	0.00	9,400.00	9,400.00	0.00%			
62010 SICK LEAVE INCENTIVE	5,703.29	7,000.00	7,000.00	4,850.95	0.00	0.00	4,900.00	7,000.00	42.85%			
62011 SOC SEC/PERS-EXTRA HELP	41,964.31	53,900.00	53,900.00	42,835.45	0.00	0.00	53,900.00	61,500.00	14.10%			
62012 OTHER BENEFITS	2,300.00	2,300.00	2,300.00	2,300.00	0.00	0.00	2,300.00	2,300.00	0.00%			
62013 Workers Comp-EH	29,934.65	35,300.00	35,300.00	42,948.49	0.00	0.00	43,800.00	42,800.00	-2.28%			
62014 HEALTH INS REBATE	11,529.00	10,600.00	10,600.00	12,158.04	0.00	0.00	12,700.00	13,200.00	3.93%			
62024 VANTAGE CARE CONTRIBUTION	150.83	400.00	400.00	320.69	0.00	0.00	400.00	400.00	0.00%			
63004 VEHICLE ALLOWANCE	6,958.75	9,100.00	9,100.00	8,080.00	0.00	0.00	8,600.00	9,100.00	5.81%			
63009 FLEET ADMIN CHARGES	48,000.00	52,200.00	52,200.00	52,200.00	0.00	0.00	52,200.00	52,200.00	0.00%			
63010 FLEET CHARGES-ACTUAL BASIS CHR	368,921.00	427,200.00	427,200.00	450,644.00	0.00	0.00	453,800.00	488,200.00	7.58%			
63205 TELEPHONE-COMM SERVICES	13,481.76	25,000.00	25,000.00	17,047.43	350.00	0.00	25,000.00	33,000.00	32.00%			
63304 MARKETING SERVICES	7,066.66	18,000.00	18,000.00	12,235.69	0.00	0.00	18,000.00	18,000.00	0.00%			
63315 OTHER SERVICES	17,814.58	20,000.00	20,000.00	46,293.07	0.00	0.00	30,000.00	73,000.00	143.33%			
63316 TRANSIT SERVICES	231,140.00	254,300.00	254,300.00	247,687.00	0.00	0.00	247,700.00	272,500.00	10.01%			
63350 TEMP PERSONNEL SERVICES	3,740.06	5,500.00	5,500.00	4,340.04	0.00	0.00	6,000.00	5,500.00	-8.33%			
63390 CREDIT CARD CHARGES	1,017.34	700.00	700.00	443.25	0.00	0.00	400.00	700.00	75.00%			

City of Clovis
Budget Worksheet by Department

Ledger: GL

	Prior Year Actual FY 2017	Adjusted Budget FY 2018	Actuals Through 6-30-2018	Encumb Balance To Date	Estimate to Close FY 2018	Department Requested FY 2019	EC to DR Percent Change
64107 RESOURCE MATERIALS	0.00	50,000.00	0.00	0.00	0.00	25,000.00	0.00%
65001 TRAVEL-CONFERENCES	2,611.14	3,500.00	7,606.23	0.00	4,500.00	4,500.00	0.00%
65101 TRAINING-EDUCATIONAL INCENTIVE	3,981.50	5,800.00	4,153.00	0.00	7,200.00	0.00	-100.00%
65102 TRAINING-CLASSES & SEMINARS	2,518.83	2,500.00	1,119.00	0.00	1,000.00	3,000.00	200.00%
65201 MEMBERSHIP/ASSOCIATION DUES	267.50	400.00	280.00	0.00	300.00	400.00	33.33%
66001 GENERAL ADMINISTRATION CHARGES	86,000.00	79,000.00	79,000.00	0.00	79,000.00	86,000.00	8.86%
66003 GENERAL SERVICE CHARGES	251,000.00	258,900.00	258,900.00	0.00	258,900.00	348,400.00	34.56%
66005 PROPERTY & LIABILITY INS CHGS	35,000.00	38,700.00	38,700.00	0.00	38,700.00	48,000.00	24.03%
68120 OTHER CAPITAL OUTLAY	66,487.45	33,356.47	0.00	33,356.47	32,100.00	75,000.00	133.64%
68573 SECURITY SYSTEMS	0.00	65,000.00	75,421.68	0.00	72,300.00	0.00	-100.00%
68725 TRANSIT BUSES/VANS	0.00	845,750.00	524,554.80	475,382.77	999,900.00	0.00	-100.00%
Total Revenue for 34800:	3,113,712.41	2,862,750.00	3,377,223.99	0.00	2,959,800.00	2,950,200.00	-0.32%
Total Expenditures for 34800:	2,280,597.14	3,533,006.47	3,175,441.30	509,089.24	3,718,600.00	3,037,200.00	-18.32%
Expense Less Revenue Total:	-833,115.27	670,256.47	-201,782.69	509,089.24	758,800.00	87,000.00	-88.53%

City of Clovis
Budget Worksheet by Department

Ledger: GL

	Prior Year Actual FY 2017 Ver (PY)	Adjusted Budget FY 2018 Ver (WB)	Actuals Through 6-30-2018 Ver (AD)	Encumb Balance To Date	Estimate to Close FY 2018 Ver (EC)	Department		EC to DR Percent Change
						Requested FY 2019	Ver (DR)	
Grand Total Revenue:	6,062,781.33	6,137,500.00	6,449,464.73	0.00	6,302,800.00	6,255,200.00		-0.75%
Grand Total Expenditures:	5,282,956.02	7,559,112.93	6,039,018.77	1,088,853.39	7,400,000.00	6,273,400.00		-15.22%
Expense Less Revenue Grand Total:	-779,825.31	1,421,612.93	-410,445.96	1,088,853.39	1,097,200.00	18,200.00		809.70%