

**MEASURE C EXTENSION
LOCAL TRANSPORTATION PASS THROUGH REVENUES FOR STREET MAINTENANCE FUND SUB PROGRAM
FY2017-18 REPORTING REQUIREMENTS**

*(Completed form must be submitted to FCTA no later than November 15 or future funds will be stopped until compliance is met.
Complete one form for each Sub Program and detail the expenditures in the Schedule of Projects on the 2nd page.)*

TO: **Fresno County Transportation Authority**
 FROM: **City of Coalinga** (Name of Agency)
 Address: **155 W. Durian Ave. Coalinga, CA 93210**
 Contact Name: **Jasmin Bains, Financial Services Director** Phone: **559-935-1531 Ex.t 129** FAX: **559-935-0995**
 Email Address: **jbains@coalinga.com**

Date Accepted
by FCTA
Board

Local Transportation Program

Street Maintenance Sub Program Reporting for FY17/18:

Total Street Maintenance Revenue Allocations to Date: \$ 1,982,331.97


Street Maintenance Beginning Fund Balance:	<u>639,992.45</u>	<i>This amount should match your prior year Ending Balance reported to Authority.</i>
Street Maintenance Prior Year Adjustments:	<u>430.90</u>	<i>This amount reflects adjustments made to this program after your prior year reports were filed. Indicate supporting details below. They should match this amount.</i>
Street Maintenance Adjusted Beginning Fund Balance:	<u>640,423.35</u>	<i>This amount adds for you and will reflect your adjusted Beginning Balance after prior year adjustment.</i>
Street Maintenance Facilities Revenues:	<u>202,322.68</u>	<i>This amount should match the revenue allocations reported to you by the Authority and your Financial Reports.</i>
Street Maintenance Interest Revenue:	<u>3,357.98</u>	<i>This amount represents interest revenue allocated to the sub program by the Agency for the fiscal year, as required.</i>
Street Maintenance Available Fund Balance:	\$ <u>846,104.01</u>	<i>This amount adds for you and represents available fund balance to the sub program before expenditures by the Agency for the fiscal y</i>
Street Maintenance Expenditures:	<u>665,511.00</u>	<i>This amount represents your expenditures for the fiscal year for this sub program and should match the expenditures on page 2</i>
<i>(You must detail expenditures below:)</i>		<i>of this report and your Financial Reports.</i>
Net Change (+/-)	<u>(459,830.34)</u>	<i>Net Change calculates for you (i.e. Revenue minus Expenditure)</i>
<hr/>		
FY17/18 Street Maintenance Ending Balance:	\$ <u>180,593.01</u>	<i>This amount will be your Beginning Balance on next fiscal year's report.</i>
	<i>(Balance to be held in reserve.)</i>	

Projects eligible under this Category include projects or programs that match the following recommended definition of "street and highway maintenance, rehabilitation, reconstruction, and storm damage repair." A "program" is defined as a group or category of projects such as slurry seal projects, patching projects, etc. An appropriate percentage or pro-ration of maintenance/rehabilitation equipment, audit, and overhead costs attributable to projects or programs under the Measure C Street Maintenance/Rehabilitation Category is an eligible expense. Per AB 2958 (Prop 42) language for local agency allocations (Revenue and taxation code, Section 7104 (e)). Funds allocated to a city, county shall be used only for street and highway maintenance rehabilitation, reconstruction and storm damage repair. For purposes of this Street Maintenance Sub Program the following terms have the following meanings: Maintenance means either or both of the following:

Patching or spot repair in the existing pavement such as pothole patching, grinding and resurfacing, or total reconstruction of a failed pavement section for a small area or dig-out and Overlay and/or Sealing. Reconstruction includes any overlay, sealing, or widening of the roadway, if the widening is necessary to bring the roadway width to the desirable minimum width consistent with the geometric design criteria of the department for reconstruction, resurfacing, and rehabilitation projects that are not on a freeway but doesn't include widening for the purpose of increasing the traffic capacity of a street or highway.

Storm Damage repair is repair or reconstruction of local streets and highways and related drainage improvements that have been damaged due to winter storms and flooding and reconstruction of drainage improvements to mitigate future roadway flooding and damage problems in those jurisdictions that have been declared disaster areas by the President of the United States.

For further detail on eligible expenditures of the Street Maintenance Sub Program or further definitions and guidelines of the Local Transportation Program please refer to the Measure C Extension Strategic Implementation Plan.

Completed By:  Title: Financial Services Director Date: 11/15/2018
 This Reporting Form was prepared under the direction of the Public Works Director, Engineer, Transit Administrator or Other Authorized Official of the agency listed above. By filing this form you are certifying that expenditures listed on this form are valid expenditures and to the best of your knowledge reflect your financial statements.

**MEASURE C EXTENSION
LOCAL TRANSPORTATION PASS THROUGH REVENUES FOR ADA FUND SUB PROGRAM
FY2017-18 REPORTING REQUIREMENTS**

*(Completed form must be submitted to FCTA no later than November 15 or future funds will be stopped until compliance is met.
Complete one form for each Sub Program and detail the expenditures in the Schedule of Projects on the 2nd page.)*

TO: **Fresno County Transportation Authority**
 FROM: **City of Coalinga** (Name of Agency)
 Address: **155 W. Durian Ave. Coalinga, CA 93210**
 Contact Name: **Jasmin Bains, Financial Services Director** Phone: **559-935-1531 Ext. 129**
 Email Address: **jbains@coalinga.com** FAX: **559-935-0995**

Date Accepted
by FCTA
Board

Local Transportation Program

ADA Compliance Sub Program Reporting for FY17/18:


Total ADA Compliance Revenue Allocations to Date: **\$ 66,283.88**

ADA Compliance Beginning Fund Balance:	<u>22,860.46</u>	This amount should match your prior year Ending Balance reported to Authority.
ADA Compliance Prior Year Adjustments:	<u>15.54</u>	This amount reflects adjustments made to this program after your prior year reports were filed. Indicate supporting details below. They should match this amount.
ADA Compliance Adjusted Beginning Fund Balance:	<u>22,876.00</u>	This amount adds for you and will reflect your adjusted Beginning Balance after prior year adjustment.
ADA Compliance Facilities Revenues:	<u>6,756.07</u>	This amount should match the revenue allocations reported to you by the Authority and your Financial Reports.
ADA Compliance Interest Revenue:	<u>178.88</u>	This amount represents interest revenue allocated to the sub program by the Agency for the fiscal year, as required.
ADA Compliance Available Fund Balance:	<u>\$ 29,810.95</u>	This amount adds for you and represents available fund balance to the sub program before expenditures by the Agency for the fiscal year.
ADA Compliance Expenditures:	<u>-</u>	This amount represents your expenditures for the fiscal year for this sub program and should match the expenditures on page 2 of this report and your Financial Reports.
(You must detail expenditures below.)		
Net Change (+/-)	<u>6,934.95</u>	Net Change calculates for you (i.e. Revenue minus Expenditure)
<hr/>		
FY17/18 ADA Compliance Ending Balance:	<u>\$ 29,810.95</u>	This amount will be your Beginning Balance on next fiscal year's report.
	<i>(Balance to be held in reserve.)</i>	

Local agencies will receive 1.75% of Measure C Extension Local Transportation Funds over 20-years for ADA compliance including curb cuts and ramps to remove barriers, as well as other special transportation services for jurisdictions to meet the current requirements of the Americans with Disabilities Act (ADA). Communities already in compliance would not have to meet this mandate and jurisdictions that receive less than \$200,000 annually from the total local transportation program would also be exempt from this provision.

Projects eligible under this Category must deal with ADA compliance issues and include: curb cuts and ramps to remove barriers; striping and other special transportation services (that "non-compliance" ADA projects).

For further detail on eligible expenditures of the ADA Compliance Sub Program or further definitions and guidelines of the Local Transportation Program refer to the Measure C Extension Strategic Implementation Plan.

Completed by:  Title: Financial Services Director Date: 11/15/2018

This Reporting Form was prepared under the direction of the Public Works Director, Engineer, Transit Administrator or Other Authorized Official of the agency listed above. By filing this form you are certifying that expenditures listed on this form are valid expenditures and to the best of your knowledge reflect your financial statements.

**MEASURE C EXTENSION
LOCAL TRANSPORTATION PASS THROUGH REVENUES FOR FLEXIBLE FUND SUB PROGRAM
FY2017-18 REPORTING REQUIREMENTS**

(Completed form must be submitted to FCTA no later than November 15 or future funds will be stopped until compliance is met.
Complete one form for each Sub Program and detail the expenditures in the Schedule of Projects on the 2nd page.)

TO: **Fresno County Transportation Authority**
 FROM: City of Coalinga (Name of Agency)
 Address: 155 W. Durian Ave. Coalinga, CA 93210
 Contact Name: Jasmin Bains, Financial Services Director Phone: 559-935-1531 Ext. 129 559-935-0995
 Email Address: jbains@coalinga.com

Date Accepted
by FCTA
Board

Local Transportation Program


Flexible Funds Sub Program Reporting for FY17/18:

Total Flexible Funds Revenue Allocations to Date: **\$ 2,370,520.13**

Flexible Beginning Fund Balance:	<u>1,248,271.46</u>	<i>This amount should match your prior year Ending Balance reported to Authority.</i>
Flexible Prior Year Adjustments:	<u>12,180.19</u>	<i>This amount reflects adjustments made to this program after your prior year reports were filed. Indicate supporting details below. They should match this amount.</i>
Flexible Funds Adjusted Beginning Fund Balance:	<u>1,236,091.27</u>	<i>This amount adds for you and will reflect your adjusted Beginning Balance after prior year adjustment.</i>
Flexible Funds Facilities Revenues:	<u>243,358.61</u>	<i>This amount should match the revenue allocations reported to you by the Authority and your Financial Reports.</i>
Flexible Funds Interest Revenue:	<u>7,240.20</u>	<i>This amount represents interest revenue allocated to the sub program by the Agency for the fiscal year, as required.</i>
Total Flexible Funds Available Fund Balance:	\$ <u>1,479,449.88</u>	<i>This amount adds for you and represents available fund balance to the sub program before expenditures by the Agency for the fiscal year.</i>
Flexible Funds Expenditures:	<u>115,856.90</u>	<i>This amount represents your expenditures for the fiscal year for this sub program and should match the expenditures on page 2 of this report and your Financial Reports.</i>
<i>(You must detail expenditures below:)</i>		
Net Change (+/-)	<u>127,501.71</u>	<i>Net Change calculates for you (i.e. Revenue minus Expenditure)</i>
<hr/>		
FY17/18 Flexible Funds Ending Balance:	\$ <u>1,363,592.98</u>	<i>This amount will be your Beginning Balance on next fiscal year's report.</i>
<i>(Ending Balance reflect reserve balances.)</i>		

Approximately 15% of Measure C Extension Local Transportation Program funds is provided to local agencies for "flexible" funding programs or for any transportation project they feel is warranted (example: transit, pothole repair, match for new federal or State programs expended after July 1, 2007. Any transportation project is eligible for "flexible funding". Such projects include, but are not limited to the following: Capacity increasing street and road projects; rehabilitation/maintenance/reconstruction projects; signals and other stop control devices or signage; medians; street trees and street landscaping; street lighting; easements dedicated to a local agency such as public utility easements, pedestrian and landscaping easements; bridges both car and pedestrian; alleys (new and maintenance and repair of existing alleys); street striping including centerlines, fog lines, crosswalks and bike lanes; Intelligent Transportation Systems (ITS) projects; bicycle/trail/pedestrian projects; aviation projects; rail projects; public transit projects; overhead and audit costs and other transportation-related improvements/projects (bus stop facilities, street sweepers, detour equipment, etc.).

Further clarification of eligible expenditures for the Flexible Funds Sub Program or the Local Transportation Program can be found in the Measure C Extension Strategic Implementation Plan.

Completed By:  Title: Financial Services Director 11/15/2018
 This Reporting Form was prepared under the direction of the Public Works Director, Engineer, Transit Administrator or Other Authorized Official of the agency listed above. By filing this form you are certifying that expenditures listed on this form are valid expenditures and to the best of your knowledge reflect your financial statements.

Local Transportation Program

Flexible Funds Schedule of Expenditures for FY17/18:

TOTAL PROJECT COSTS

Name of Project/Program	Project Limits	Total Measure C Funding	City of Coalinga	
			Year Flexible Funds	Total Project Cost
Elm Beautification 7th-Polk	Elm-7th Ave	1,953.75	-	1,953.75
ADA Improvements-ATP Cycle 01	Various Streets	1,488.75	-	1,488.75
Phelps Ave Improvements	Phelps Ave	8,787.50	-	8,787.50
Forest Ave 1st-Elm Ave St Proj	Forest, 1st to Elm Ave	51,830.75	-	51,830.75
ADA Improvements-ATP Cycle 02	Various Streets	44,736.25	-	44,736.25
ADA Improvements-ATP Cycle 03	Various Streets	3,918.75	-	3,918.75
Overhead Costs-See detail below		3,141.15	-	3,141.15
		-	-	-
		-	-	-
		-	-	-
		-	-	-
		-	-	-
		115,856.90	-	115,856.90

Notes: (* Provide a sampling of the types of expenditures for the projects listed above and if you have a prior year adjustment you need to explain it in the area provided below.) Expenditures listed above will be audited for compliance.

Overhead costs include the following: Postage & Freight Out, Printing & Binding, Computer Programming/Consulting, Taxes, Licenses & Fees.

Prior Year adjustment for \$877.90 is for Interest Income from FY16-17, and additional expenses for FY16-17 in the amount of \$13,058.10 for the following projects as follows: Elm/Cambridge Signal \$4,503.81,

ADA Improvements-ATP Cycle 01 \$936.79, Forest/Truman Street Proj \$7,617.50.

It is the intent of the Measure to leverage funds wherever possible. If you are using Measure C funds to leverage other state or federal grants please indicate what grant money was used and the ration of grant money and Measure funds. Please indicate the

PROJECT COST BREAKDOWN BY FUNDING SOURCE

Name of Project/Program Listed Above	Measure C Flexible Funding	Other Measure C Funding		List Other Funding Source		Amount	Total Project Expenditures
		Amount	Amount	Amount	Amount		
Elm Beautification 7th-Polk	Flexible	1,953.75	-	-	-	#	1,953.75
ADA Improv-ATP Cycle 01	Flexible	1,488.75	-	-	-	#	1,488.75
Phelps Ave Improvements	Flexible	8,787.50	-	-	-	#	8,787.50
Forest Ave 1st-Elm Ave St Proj	Flexible	51,830.75	-	-	-	#	51,830.75
ADA Improv-ATP Cycle 02	Flexible	44,736.25	-	-	-	#	44,736.25
ADA Improv-ATP Cycle 03	Flexible	3,918.75	-	-	-	#	3,918.75
Overhead Costs-See detail below	Flexible	3,141.15	-	-	-	#	3,141.15
		-	-	-	-	#	-
		-	-	-	-	#	-
		-	-	-	-	#	-
		-	-	-	-	#	-
		115,856.90	-	-	-	#	115,856.90

Total FY17/18 Flexible Funds Expenditures: \$ -

NOTES: (Use this area to provide further clarification on your report.)
