

**MEASURE C EXTENSION  
LOCAL TRANSPORTATION PASS THROUGH REVENUES FOR STREET MAINTENANCE FUND SUB PROGRAM  
FY2019-20 REPORTING REQUIREMENTS**

(Completed form must be submitted to FCTA no later than November 15 or future funds will be stopped until compliance is met.  
Complete one form for each Sub Program and detail the expenditures in the Schedule of Projects on the 2nd page.)

**TO:** Fresno County Transportation Authority  
**FROM:** City of Reedley (Name of Agency)  
**Address:** 1733 Ninth Street Reedley, CA 93654  
**Contact Name:** Marilu S. Morales **Phone:** (559) 637-4200 Ext. 221 **FAX:** (559) 637-2139  
**Email Address:** marilu.morales@reedley.ca.gov

**Date Accepted**  
by FCTA  
Board

**Local Transportation Program**

**Street Maintenance Sub Program Reporting for FY19/20:**

**Total Street Maintenance Revenue Allocations to Date: \$ 3,263,922.21**


<b>Street Maintenance Beginning Fund Balance:</b>	<u>830,341.54</u>	This amount should match your prior year Ending Balance reported to Authority.
<b>Street Maintenance Prior Year Adjustments:</b>	<u>57,866.18</u>	This amount reflects adjustments made to this program after your prior year reports were filed. Indicate supporting details below. They should match this amount.
<b>Street Maintenance Adjusted Beginning Fund Balance:</b>	<u>888,207.72</u>	This amount adds for you and will reflect your adjusted Beginning Balance after prior year adjustment.
<b>Street Maintenance Facilities Revenues:</b>	<u>304,246.01</u>	This amount should match the revenue allocations reported to you by the Authority and your Financial Reports.
<b>Street Maintenance Interest Revenue:</b>	<u>25,092.96</u>	This amount represents interest revenue allocated to the sub program by the Agency for the fiscal year, as required.
<b>Street Maintenance Available Fund Balance:</b>	<b>\$ <u>1,217,546.69</u></b>	This amount adds for you and represents available fund balance to the sub program before expenditures by the Agency for the fiscal year
<b>Street Maintenance Expenditures:</b>	<u>603,463.93</u>	This amount represents your expenditures for the fiscal year for this sub program and should match the expenditures on page 2 of this report and your Financial Reports.
<i>(You must detail expenditures below:)</i>		
<b>Net Change (+/-)</b>	<u>(274,124.96)</u>	Net Change calculates for you (i.e. Revenue minus Expenditure)
<hr/>		
<b>FY19/20 Street Maintenance Ending Balance:</b>	<b>\$ <u>614,082.76</u></b>	This amount will be your Beginning Balance on next fiscal year's report.
	<i>(Balance to be held in reserve.)</i>	

Projects eligible under this Category include projects or programs that match the following recommended definition of "street and highway maintenance, rehabilitation, reconstruction, and storm damage repair." A "program" is defined as a group or category of projects such as slurry seal projects, patching projects, etc. An appropriate percentage or pro-ration of maintenance/rehabilitation equipment, audit, and overhead costs attributable to projects or programs under the Measure C Street Maintenance/Rehabilitation Category is an eligible expense. Per AB 2958 (Prop 42) language for local agency allocations (Revenue and taxation code, Section 7104 (e). Funds allocated to a city, county shall be used only for street and highway maintenance rehabilitation, reconstruction and storm damage repair. For purposes of this Street Maintenance Sub Program the following terms have the following meanings: Maintenance means either or both of the following:

Patching or spot repair in the existing pavement such as pothole patching, grinding and resurfacing, or total reconstruction of a failed pavement section for a small area or dig-out and Overlay and/or Sealing. Reconstruction includes any overlay, sealing, or widening of the roadway, if the widening is necessary to bring the roadway width to the desirable minimum width consistent with the geometric design criteria of the department for reconstruction, resurfacing, and rehabilitation projects that are not on a freeway but doesn't include widening for the purpose of increasing the traffic capacity of a street or highway.

Storm Damage repair is repair or reconstruction of local streets and highways and related drainage improvements that have been damaged due to winter storms and flooding and reconstruction of drainage improvements to mitigate future roadway flooding and damage problems in those jurisdictions that have been declared disaster areas by the President of the United States.

For further detail on eligible expenditures of the Street Maintenance Sub Program or further definitions and guidelines of the Local Transportation Program please refer to the Measure C Extension Strategic Implementation Plan.

**Completed By:**  **Title:** City Engineer **Date:** 11/13/2020  
 This Reporting Form was prepared under the direction of the Public Works Director, Engineer, Transit Administrator or Other Authorized Official of the agency listed above. By filing this form you are certifying that expenditures listed on this form are valid expenditures and to the best of your knowledge reflect your financial statements.

**Local Transportation Program**

**TOTAL PROJECT COSTS**

City of Reedley

**Street Maintenance Schedule of Expenditures for FY19/20:**

Name of Project/Program	Project Limits	Total Measure C Funding	*Prior Year Street Maintenance Adjustments	Total Project Cost
Pavement Management Plan	City Wide	15,421.25	-	15,421.25
Frankwood Ave / Cyrier Ave	Shoemaker Ave to Curtis Ave	74,984.00	-	74,984.00
CDBG 17571	Dinuba Avenue	11,836.68	-	-
Manning Avenue Ph. 1	I Street to Frankwood Avenue	24,550.00	-	-
Reed Avenue Ph. II	I Street to South Avenue	476,672.00	-	-
		-	-	-
		-	-	-
		-	-	-
		-	-	-
		-	-	-
		-	-	-
		-	-	-
		-	-	-
		603,463.93	-	90,405.25

Notes: (\* Provide a sampling of the types of expenditures for the projects listed above and if you have a prior year adjustment you need to explain it in the area provided below.) Expenditures listed above will be audited for compliance.

After the City's single audit was completed it was discovered that less funds were used on the Reed Avenue Phase II than what was reported prior as well as more funds used for Luke Trimble Park

Manning Avenue Ph. II and CDBG 17571 resulting in an adjustment of \$57,866.18 from prior year reports

It is the intent of Measure C to leverage funds wherever possible. If you are using Measure C funds to leverage other state or federal grants please indicate what grant funds were received and the ratio of grant money and Measure funds.

**PROJECT COST BREAKDOWN BY FUNDING SOURCE**

Name of Project/Program Listed Above	Measure C Street Maintenance Funding	Other Measure C Funding		List Other Funding Source		List Other Funding Source		Total Project Expenditures
		Amount	Amount	Amount	Amount			
Pavement Plan	Street Maintenance	15,421.25	-	-	-	-	-	15,421.25
Frankwood Ave / Cyrier Ave	Street Maintenance	74,984.00	-	-	-	-	-	74,984.00
CDBG 17571	Street Maintenance	11,836.68	-	-	-	-	-	11,836.68
Manning Avenue Ph. 1	Street Maintenance	24,550.00	-	-	-	-	-	24,550.00
Reed Avenue Ph. II	Street Maintenance	476,672.00	-	-	-	-	-	476,672.00
		-	-	-	-	-	-	-
		-	-	-	-	-	-	-
		-	-	-	-	-	-	-
		-	-	-	-	-	-	-
		-	-	-	-	-	-	-
		-	-	-	-	-	-	-
		-	-	-	-	-	-	-
		603,463.93	-	-	-	-	-	603,463.93
<b>Total FY19/20 Street Maintenance Expenditures:</b>		<b>\$ 603,463.93</b>						

NOTES: (Use this area to provide further clarification on your report.)

**MEASURE C EXTENSION  
LOCAL TRANSPORTATION PASS THROUGH REVENUES FOR ADA FUND SUB PROGRAM  
FY2019-20 REPORTING REQUIREMENTS**

(Completed form must be submitted to FCTA no later than November 15 or future funds will be stopped until compliance is met.  
Complete one form for each Sub Program and detail the expenditures in the Schedule of Projects on the 2nd page.)

**TO:** Fresno County Transportation Authority  
**FROM:** City of Reedley (Name of Agency)  
**Address:** 1733 Ninth Street Reedley, CA 93654  
**Contact Name:** Marilu S. Morales **Phone:** (559) 637-4200 Ext. 221 **FAX:** (559) 637-2139  
**Email Address:** marilu.morales@reedley.ca.gov

**Date Accepted  
by FCTA  
Board**

**Local Transportation Program**

ADA Compliance Sub Program Reporting for FY19/20:

Total ADA Compliance Revenue Allocations to Date: **\$ 108,580.99**

<b>ADA Compliance Beginning Fund Balance:</b>	<u>(33,966.33)</u>	This amount should match your prior year Ending Balance reported to Authority.
<b>ADA Compliance Prior Year Adjustments:</b>	<u>-</u>	This amount reflects adjustments made to this program after your prior year reports were filed. Indicate supporting details below. They should match this amount.
<b>ADA Compliance Adjusted Beginning Fund Balance:</b>	<u>(33,966.33)</u>	This amount adds for you and will reflect your adjusted Beginning Balance after prior year adjustment.
<b>ADA Compliance Facilities Revenues:</b>	<u>10,121.10</u>	This amount should match the revenue allocations reported to you by the Authority and your Financial Reports.
<b>ADA Compliance Interest Revenue:</b>	<u>(1,497.28)</u>	This amount represents interest revenue allocated to the sub program by the Agency for the fiscal year, as required.
<b>ADA Compliance Available Fund Balance:</b>	<u>\$ (25,342.51)</u>	This amount adds for you and represents available fund balance to the sub program before expenditures by the Agency for the fiscal year
<b>ADA Compliance Expenditures:</b>	<u></u>	This amount represents your expenditures for the fiscal year for this sub program and should match the expenditures on page 2 of this report and your Financial Reports.
<i>(You must detail expenditures below.)</i>		
<b>Net Change (+/-)</b>	<u>8,623.82</u>	Net Change calculates for you (i.e. Revenue minus Expenditure)
<hr/>		
<b>FY19/20 ADA Compliance Ending Balance:</b>	<u>\$ (25,342.51)</u>	This amount will be your Beginning Balance on next fiscal year's report.
	<i>(Balance to be held in reserve.)</i>	

Local agencies will receive 1.75% of Measure C Extension Local Transportation Funds over 20-years for ADA compliance including curb cuts and ramps to remove barriers, as well as other special transportation services for jurisdictions to meet the current requirements of the Americans with Disabilities Act (ADA). Communities already in compliance would not have to meet this mandate and jurisdictions that receive less than \$200,000 annually from the total local transportation program would also be exempt from this provision.

Projects eligible under this Category must deal with ADA compliance issues and include: curb cuts and ramps to remove barriers; striping and other special transportation services (that "non-compliance" ADA projects).

For further detail on eligible expenditures of the ADA Compliance Sub Program or further definitions and guidelines of the Local Transportation Program refer to the Measure C Extension Strategic Implementation Plan.

**Completed by:**  **Title:** City Engineer **Date:** 11/13/2020

This Reporting Form was prepared under the direction of the Public Works Director, Engineer, Transit Administrator or Other Authorized Official of the agency listed above. By filing this form you are certifying that expenditures listed on this form are valid expenditures and to the best of your knowledge reflect your financial statements.



**MEASURE C EXTENSION  
LOCAL TRANSPORTATION PASS THROUGH REVENUES FOR FLEXIBLE FUND SUB PROGRAM  
FY2019-20 REPORTING REQUIREMENTS**

(Completed form must be submitted to FCTA no later than November 15 or future funds will be stopped until compliance is met.  
Complete one form for each Sub Program and detail the expenditures in the Schedule of Projects on the 2nd page.)

Date Accepted  
by FCTA  
Board

TO: **Fresno County Transportation Authority**  
 FROM: **City of Reedley** (Name of Agency)  
 Address: **1733 Ninth Street Reedley, CA 93654**  
 Contact Name: **Marilu S. Morales** Phone: **(559) 637-4200 Ext. 221** FAX: **(559) 637-2139**  
 Email Address: **marilu.morales@reedley.ca.gov**

**Local Transportation Program**


**Flexible Funds Sub Program Reporting for FY19/20:**

Total Flexible Funds Revenue Allocations to Date: **\$ 3,155,438.57**

<b>Flexible Beginning Fund Balance:</b>	<u>                  (209,350.62)</u>	This amount should match your prior year Ending Balance reported to Authority.
<b>Flexible Prior Year Adjustments:</b>	<u>                  (447.00)</u>	This amount reflects adjustments made to this program after your prior year reports were filed. Indicate supporting details below. They should match this amount.
<b>Flexible Funds Adjusted Beginning Fund Balance:</b>	<u>                  (208,903.62)</u>	This amount adds for you and will reflect your adjusted Beginning Balance after prior year adjustment.
<b>Flexible Funds Facilities Revenues:</b>	<u>                  294,124.90</u>	This amount should match the revenue allocations reported to you by the Authority and your Financial Reports.
<b>Flexible Funds Interest Revenue:</b>	<u>                  (4,643.61)</u>	This amount represents interest revenue allocated to the sub program by the Agency for the fiscal year, as required.
<b>Total Flexible Funds Available Fund Balance:</b>	<b>\$ <u>          80,577.67</u></b>	This amount adds for you and represents available fund balance to the sub program before expenditures by the Agency for the fiscal year.
<b>Flexible Funds Expenditures:</b>	<u>                  60,034.76</u>	This amount represents your expenditures for the fiscal year for this sub program and should match the expenditures on page 2 of this report and your Financial Reports.
<i>(You must detail expenditures below)</i>		
<b>Net Change (+/-)</b>	<u>                  229,446.53</u>	Net Change calculates for you (i.e. Revenue minus Expenditure)
<hr/>		
<b>FY19/20 Flexible Funds Ending Balance:</b>	<b>\$ <u>          20,542.91</u></b>	This amount will be your Beginning Balance on next fiscal year's report.
	<i>(Ending Balance reflect reserve balances.)</i>	

Approximately 15% of Measure C Extension Local Transportation Program funds is provided to local agencies for "flexible" funding programs or for any transportation project they feel is warranted (example: transit, pothole repair, match for new federal or State programs expended after July 1, 2007. Any transportation project is eligible for "flexible funding". Such projects include, but are not limited to the following: Capacity increasing street and road projects; rehabilitation/maintenance/reconstruction projects; signals and other stop control devices or signage; medians; street trees and street landscaping; street lighting; easements dedicated to a local agency such as public utility easements, pedestrian and landscaping easements; bridges both car and pedestrian; alleys (new and maintenance and repair of existing alleys); street striping including centerlines, fog lines, crosswalks and bike lanes; Intelligent Transportation Systems (ITS) projects; bicycle/trail/pedestrian projects; aviation projects; rail projects; public transit projects; overhead and audit costs and other transportation-related improvements/projects (bus stop facilities, street sweepers, detour equipment, etc.).

Further clarification of eligible expenditures for the Flexible Funds Sub Program or the Local Transportation Program can be found in the Measure C Extension Strategic Implementation Plan.

Completed By:  Title: City Engineer Date: 11/13/2020  
 This Reporting Form was prepared under the direction of the Public Works Director, Engineer, Transit Administrator or Other Authorized Official of the agency listed above. By filing this form you are certifying that expenditures listed on this form are valid expenditures and to the best of your knowledge reflect your financial statements.



**MEASURE C EXTENSION  
LOCAL TRANSPORTATION PASS THROUGH REVENUES FOR PEDESTRIAN/TRAILS FACILITIES SUB PROGRAM  
FY2019-20 REPORTING REQUIREMENTS**

(Completed form must be submitted to FCTA no later than November 15 deadline or future funds will be stopped until compliance is met.  
Complete one form for each Sub Program and detail the expenditures in the Schedule of Projects on the 2nd page.)

<b>TO:</b>	Fresno County Transportation Authority		<b>Date Accepted by FCTA Board</b>
<b>FROM:</b>	<u>City of Reedley</u>	(Name of Agency)	
<b>Address:</b>	<u>1733 Ninth Street Reedley, CA 93654</u>		
<b>Contact Name:</b>	<u>Marilu S. Morales</u>	<b>Phone:</b> <u>(559) 637-4200 Ext. 221</u>	<b>FAX:</b> <u>(559) 637-2139</u>
<b>Email Address:</b>	<u>marilu.morales@reedley.ca.gov</u>		

**Local Transportation Program**

**Pedestrian/Trails Facilities Sub Program Reporting for FY19/20:**

**Total Pedestrian/Trails Facilities Revenue Allocations to Date: \$ 650,497.80**

<b>Pedestrian/Trails Facilities Beginning Fund Balance:</b>	<u>103,543.26</u>	This amount should match your prior year Ending Balance reported to Authority.
<b>Ped./Trails Prior Year Adjustments:</b>	<u>3,161.11</u>	This amount reflects adjustments made to this program after your prior year reports were filed. Indicate supporting details below. They should match this amount.
<b>Ped./Trails Adjusted Beginning Fund Balance:</b>	<u>100,382.15</u>	This amount adds for you and will reflect your adjusted Beginning Balance after prior year adjustment.
<b>Pedestrian/Trails Facilities Revenues:</b>	<u>61,180.88</u>	This amount should match the revenue allocations reported to you by the Authority and your Financial Reports.
<b>Pedestrian/Trail Interest Revenue:</b>	<u>4,501.35</u>	This amount represents interest revenue allocated to the sub program by the Agency for the fiscal year, as required.
<b>Pedestrian/Trails Facilities Available Fund Balance:</b>	<u>\$ 166,064.38</u>	This amount adds for you and represents available fund balance to the sub program before expenditures by the Agency for the fiscal year.
<b>Pedestrian/Trails Facilities Expenditures:</b>	<u>2,821.14</u>	This amount represents your expenditures for the fiscal year for this sub program and should match the expenditures on page 2 of this report and your Financial Reports.
(You must detail expenditures below:)		
Net Change (+/-)	<u>62,861.09</u>	Net Change calculates for you (i.e. Revenue minus Expenditure)
<b>FY19/20 Pedestrian/Trails Facilities Ending Balance:</b>	<u>\$ 163,243.24</u>	This amount will be your Beginning Balance on next fiscal year's report.
(Ending Balance reflect reserve balances.)		


Approximately 3% of Measure C Extension Local Transportation Program funds is provided to local agencies to fund significant improvements to the existing and planned pedestrian and trail systems. This will minimize traffic disruption and maximize safety for trail users and pedestrians.

Pedestrian/Bicycle Trails projects eligible for the Pedestrian/Trails Facilities sub program. Such projects include the following: Pedestrian/Bicycle trail facilities; signage and striping; Master Plan preparation and updates and other Program-related facilities and support facilities.

By January 1, 2012, and again in 2017 and 2021 all participating jurisdictions within Fresno County will have adopted and/or updated a Master Plan or ATP for Pedestrian/Trail Facilities that promotes connectivity within all of Fresno County and its urban areas. If any jurisdiction fails to meet this goal, the earmarked funds for Pedestrian and Trails facilities shall be withheld by the Authority until such time as a jurisdiction is in compliance. Jurisdictions with less than 25,000 population threshold are exempt from the earmarked funds for pedestrian/bicycle trails and earmarked funds for bicycle facilities. Jurisdictions with population threshold of 25,000 - 75,000 may combine the earmarked funds for implementing projects conforming to any of the provided definitions and jurisdictions with a population threshold greater than 75,000 must meet each of the earmark targets for 1) Pedestrian/Bicycle Trails and 2) Bicycle Facilities.

Every five years there will be a compliance test where jurisdictions must certify to the Authority that they have spent their earmark funds, but the time frame allows funds to accumulate up to a five year segment if needed for match purposes or a large project than the spending goals must be met thereafter.

Further clarification of eligible expenditures for the Pedestrian/Trails Facilities Sub Program or the Local Transportation Program can be found in the Measure C Extension Strategic Implementation Plan.

**Completed By:**  **Title:** City Engineer **Date:** 11/13/2020  
This Reporting Form was prepared under the direction of the Public Works Director, Engineer, Transit Administrator or Other Authorized Official of the agency listed above. By filing this form you are certifying that expenditures listed on this form are valid expenditures and to the best of your knowledge reflect your financial statements.

**Local Transportation Program** **TOTAL PROJECT COSTS**  
**Pedestrian/Trails Facilities Schedule of Expenditures for FY19/20:**

City of Reedley

Name of Project/Program	Project Limits	Total Measure C Funding	*Prior Year Ped/Trails Adjustments	Total Project Cost
Reed Ave Sidewalks	I street to 8th Street	2,821.14	-	5,084.39
		-	-	-
		-	-	-
		-	-	-
		-	-	-
		-	-	-
		-	-	-
		-	-	-
		-	-	-
		-	-	-
		-	-	-
		-	-	-
		2,821.14	-	5,084.39

Notes: (\* Provide a sampling of the types of expenditures for the projects listed above and if you have a prior year adjustment you need to explain it in the area provided below.) Expenditures listed above will be audited for compliance. After the City's single audit was completed it was found that additional Ped/Trail Funds were used for the Cricket Hollow Boat Launch Trail than reported on previous years reporting forms

It is the intent of the Measure to leverage funds wherever possible. If you are using Measure C funds to leverage other state or federal grants please indicate what grant money was used and the ration of grant money and Measure funds. Please indicate the

**PROJECT COST BREAKDOWN BY FUNDING SOURCE**

Name of Project/Program Listed Above	Measure C Pedestrian Trails Funding		Other Measure C Funding		List Other Funding Source		Total Project Expenditures
	Amount		Amount	List Other Funding Source	Amount	Amount	
Reed Ave Sidewalks	Ped/Trail	2,821.14		Federal Funding	2,263.25		5,084.39
		-			-		-
		-			-		-
		-			-		-
		-			-		-
		-			-		-
		-			-		-
		-			-		-
		-			-		-
		-			-		-
		-			-		-
		2,821.14			2,263.25		5,084.39
<b>Total FY19/20 Ped./Trail Facilities Expenditures:</b>		\$ 2,821.14					

NOTES: (Use this area to provide further clarification on your report.)



**MEASURE C EXTENSION LOCAL TRANSPORTATION  
PASS THROUGH REVENUES FOR BICYCLE FACILITIES SUB PROGRAM  
FY2019-20 REPORTING REQUIREMENTS**

(Completed form must be submitted to FCTA no later than November 15th or future funds will be stopped until compliance is met.  
Complete one form for each Sub Program and detail the expenditures in the Schedule of Projects on the 2nd page.)

Date  
Accepted  
By FCTA

TO: Fresno County Transportation Authority  
 FROM: City of Reedley (Name of Agency)  
 Address: 1733 Ninth Street Reedley, CA 93654  
 Contact Name: Marilu S. Morales Phone: (559) 637-4200 Ext. 221 FAX: (559) 637-2139  
 Email Address: marilu.morales@reedley.ca.gov

**Local Transportation Program**

**Bicycle Facilities Sub Program Reporting for FY19/20:**

Total Bicycle Facilities Revenue Allocations to Date: **\$ 168,541.67**

<b>Bicycle Facilities Beginning Fund Balance:</b>	<u>23,249.26</u>	This amount should match your prior year Ending Balance reported to Authority.
<b>Prior Year Adjustments:</b>	<u>-</u>	This amount reflects adjustments made to this program after your prior year reports were filed. Indicate supporting details below. They should match this amount.
<b>Bicycle Facilities Adjusted Beginning Fund Balance:</b>	<u>23,249.26</u>	This amount adds for you and will reflect your adjusted Beginning Balance after prior year adjustment.
<b>Bicycle Facilities Revenues:</b>	<u>16,032.88</u>	This amount should match the revenue allocations reported to you by the Authority and your Financial Reports.
<b>Bicycle Interest Revenue:</b>	<u>1,717.03</u>	This amount represents interest revenue allocated to the sub program by the Agency for the fiscal year, as required.
<b>Bicycle Facilities Available Fund Balance: \$</b>	<b><u>40,999.17</u></b>	This amount adds for you and represents available fund balance to the sub program before expenditures by the Agency for the fiscal year.
<b>Bicycle Facilities Expenditures:</b>	<u>-</u>	This amount represents your expenditures for the fiscal year for this sub program and should match the expenditures on page 2 of this report and your Financial Reports.
<i>(You must detail expenditures below.)</i>		
<b>Net Change (+/-)</b>	<u>17,749.91</u>	Net Change calculates for you (i.e. Revenue minus Expenditure)
<hr/>		
<b>FY19/20 Bicycle Facilities Ending Balance: \$</b>	<b><u>40,999.17</u></b>	This amount will be your Beginning Balance on next fiscal year's report. <small>(Ending Balance reflect reserve balances.)</small>

Approximately 1% of the Measure C Extension Local Transportation Program is provided to fund significant improvements to the existing and planned bicycle facilities and/or systems. This will minimize traffic disruption and maximize safety for bic

By January 1, 2012 and again in 2017 and 2021, all jurisdictions within Fresno County will have adopted and/or updated a Master Plan or ATP for bicycle facilities that promotes connectivity within all of Fresno County and its urban areas. If any jurisdiction fails to meet this goal, the earmarked funds for bicycle facilities shall be withheld by the Authority until such time as a jurisdiction is in compliance. Jurisdictions with less than 25,000 population threshold are exempt from the earmarked funds for pedestrian/bicycle trails and earmarked funds for Bicycle Facilities. Jurisdictions with population threshold of 25,000 - 75,000 may combine the earmarked funds for implementing projects conforming to any of the provided definitions and jurisdictional population threshold greater than 75,000 must meet each of the earmark targets for 1) Pedestrian/Bicycle Trails and 2) Bicycle Facilities.

Bicycle projects are eligible for Bicycle Sub Program funding. Such projects include the following: Class II Bicycle Facilities, signage and striping; Class III Bicycle Facilities, signage; and Class IV Bicycle Facilities; Master Plan preparation and up and other program-related facilities and support facilities. Amend 4 to the Exp Plan modified the Ped and Bicycle Facilities Subprogram to include construction of Class III and Class IV facilities and to allow other types of bicycle facilities approved California by inclusion in Caltrans Highway Design Manual (HDM).

Every five years there will be a compliance test where jurisdictions must certify to the Authority that they have spent their earmark funds, but the time frame allows funds to accumulate up to a five year segment if needed for match purposes or a large project than the spending goals must be met thereafter.

Further clarification of eligible expenditures for the Bicycle Facilities Sub Program or the Local Transportation Program can be found in the Measure C Extension Strategic Implementation Plan.

Completed By:  Title: City Engineer Date: 11/13/2020

This Reporting Form was prepared under the direction of the Public Works Director, Engineer, Transit Administrator or Other Authorized Official of the agency listed above. By filing this form you are certifying that expenditures listed on this form are valid expenditures and to the best of your knowledge reflect your financial statements.

