

Enter Date: **11/10/2020** Claimant Name: **City of Clovis**

TRANSPORTATION FUNDING CLAIM FOR FISCAL YEAR: 2020/21

Instructions: Please note that each page of this claim is a separate worksheet, please click through all tabs and complete. Also note that light yellow fields require an entry if applicable, light grey fields contain formulas that will automatically calculate based on corresponding entries. A date and claimant name field is at the top of the first page, and automatically repeats on following pages, (date should be formatted 00/00/0000)

When completed, please print, sign and send signed original via mail to:
Les Beshears, Director of Finance, Fresno Council of Governments, 2035 Tulare Street, Suite 201,
Fresno, CA 93721

From: Applicant:	City of Clovis
Address:	1033 Fifth Street
City/State/Zip:	Clovis, CA 93612
Contact Phone/email:	Jay Schengel / 559-324-2113

This applicant is an eligible claimant pursuant to Section 99203 of the Public Utilities Code and certifies that the following transportation funds are available to be claimed:

Local Transportation Fund

Apportionment:	\$ 4,597,852
Unexpended, Held by Claimant:	\$ 2,703,570
County 4.5 Contribution	\$ 12,949
County Contract for Tarpey Roundup:	\$ 52,853

State Transit Assistance Fund

Estimate:	\$ 1,140,004
Other Agency:	

Other


Audit Exception/Impairment (required General Fund Payback):	
Other:	

Eight Million, Five Hundred Seven Thousand, Two Hundred Twenty-Eight Dollars	TOTAL
	\$ 8,507,228

spell out total amount in above cell

for the purposes and respective amounts specified in the attached claim be drawn from the Local Transportation Fund and State Transit Assistance Fund.

Please print and sign after completing form

Authorized Signature: 
 Name/Title: **Luke Serpa, City Manager**
 Date: **12/7/2020**



Enter Date: **11/10/2020**

Claimant Name: **City of Clovis**

TRANSPORTATION FUNDING CLAIM DETAIL FOR FISCAL YEAR: 2020/21

PURPOSE	AMOUNT	SUBTOTAL
1. Bicycle & Pedestrian Facilities:		
Article 3:	\$ 92,017	
Article 8a:		
Audit Exceptions (General Fund Payback);		
Unexpended Funds, Held by Claimant:		
		\$ 92,017
2. Regional Transportation Planning:		
	\$ 128,502	\$ 128,502
3. Public Transportation		
Article 4:	\$3,869,968	
Article 8c:		
Tarpey Roundup County Contract:	\$ 52,853	
Other Agency:		
State Transit Assistance Funds (STA):	\$ 1,140,004	
Audit Exceptions (General Fund Payback):		
Unexpended Funds, Held by Claimant:	\$ 2,703,570.00	
		\$7,766,395
4. Community Transit Service CTSA, Article 4.5:		
	\$ 235,394	\$ 235,394
5. To Be Claimed By:		
FAX Contract:	\$ 284,920	
		\$ 284,920
GRAND TOTAL		\$ 8,507,228
Claim Total Must Agree With Total on First Page		\$ 8,507,228
Minus All Unexpended Funds not used for Transit Claims		\$ 2,703,570
GRAND TOTAL PAYABLE TO CLAIMANT		\$ 5,803,658

Allocation instructions and payment by the Fresno County Auditor-Controller to the applicant is subject to such monies being available for distribution, and to the provisions that such monies will be used only in accordance with the rules and regulations of the Transportation Development Act.

Enter Date: **11/10/2020**

Claimant Name: **City of Clovis**

BICYCLE AND PEDESTRIAN FACILITIES FOR FISCAL YEAR: 2020/21

Two percent (2%) of the claimant's Local Transportation Fund apportionment must be spent on bicycle and pedestrian facilities (PUC 99233.3 and 99234); such claims are to be filed as Article 3. Claims for projects in excess of 2% may be filed as Article 8a (PUC 99400(a)). If other funding is to be used with Local Transportation Funds to implement projects, such funding should be shown on the claim form.

PROJECT TITLE & BRIEF DESCRIPTION	PROJECT COST
-----------------------------------	--------------

Various Bicycle & Pedestrian Facilities throughout the claimant's jurisdiction:	\$ 92,017.00
---	--------------

AND/OR:

Other - describe briefly if applicable:	\$ -
Other - describe briefly if applicable:	\$ -
Other - describe briefly if applicable:	\$ -
TOTAL PROJECT COSTS	\$ 92,017.00

Enter Date: **11/10/2020**

Claimant Name: **City of Clovis**

PUBLIC AND SPECIALIZED TRANSPORTATION SERVICE CLAIM FOR OPERATING AND CAPITAL EXPENSES FY: 2020/21

GENERAL TRANSPORTATION SERVICE PROPOSED 2020/2021 PROJECT COSTS TOTALS

(Information needed per PUC 99266, which states no moneys may be allocated in excess of 15% above preceding year unless claim is accompanied by supporting documentation)

TOTAL PROJECT COSTS		\$ 4,681,973.00	
Prior Year	\$ 3,041,375.00		
Percentage Change	54%	<i>more than prior year</i>	
Revenue Source & Amount	Operating	Capital	Total
LTF Article 4:	\$ -		\$ -
LTF Article 4.5 or 8c:			\$ -
STA:		\$ 356,859	\$ 356,859.00
Fares:	\$ 152,100.00	N/A	\$ 152,100.00
Local Support:	\$ 445,271.00	N/A	\$ 445,271.00
Fed/State Grants:		\$ 1,069,124.00	\$ 1,069,124.00
Measure C:	\$ 719,484.00		\$ 719,484.00
Interest:	\$ 10,500.00		\$ 10,500.00
Unexpended Funds Held By Claimant:	\$ 590,374.00	\$ 1,338,261.00	\$ 1,928,635.00
Audit Exception - General Payback Fund:			\$ -
SUB-TOTALS	\$ 1,917,729.00	\$ 2,764,244.00	\$ 4,681,973.00

ELDERLY/HANDICAPPED SERVICE PROPOSED 2020/2021 PROJECT COSTS TOTALS

(Information needed per PUC 99266, which states no moneys may be allocated in excess of 15% above preceding year unless claim is accompanied by supporting documentation)

TOTAL PROJECT COSTS		\$ 3,122,161.00	
Prior Year	\$ 3,020,793.00		
Percentage Change	3%	<i>more than prior year</i>	
Revenue Source & Amount	Operating	Capital	Total
LTF Article 4:	\$ 1,861,111		\$ 1,861,111.00
Tarpey Roundup:	\$ 52,853		\$ 52,853.00
STA:		\$ 356,859	\$ 356,859.00
Fares:	\$ 70,000	N/A	\$ 70,000.00
Local Support:	\$ 235,541	N/A	\$ 235,541.00
Fed/State Grants:			\$ -
Measure C:	\$ -		\$ -
Interest:	\$ 10,500		\$ 10,500.00
Unexpended Funds Held By Claimant:	\$ 858,800	\$ 1,338,261	\$ 2,197,061.00
Audit Exception - General Payback Fund:			\$ -
SUB-TOTALS	\$ 3,088,805.00	\$ 1,695,120.00	\$ 4,783,925.00

CONSOLIDATED TRANSIT SERVICE AGENCY PROPOSED 2020/2021 PROJECT COSTS TOTALS

(Information needed per PUC 99266, which states no moneys may be allocated in excess of 15% above preceding year unless claim is accompanied by supporting documentation)

TOTAL PROJECT COSTS		\$ 523,098.00	
Prior Year	\$ 499,458.00		
Percentage Change	5%	<i>more than prior year</i>	
Revenue Source & Amount	Operating	Capital	Total
LTF Article 4.5:	\$ 235,394.00		\$ 235,394.00
LTF Article 8c:			\$ -
STA:			\$ -
Fares:	\$ 10,000.00	N/A	\$ 10,000.00
Local Support:	\$ 277,704.00	N/A	\$ 277,704.00
Fed/State Grants:			\$ -
Other - describe briefly if applicable:			\$ -
Other - describe briefly if applicable:			\$ -
Unexpended Funds Held By Claimant:			\$ -
Audit Exception - General Payback Fund:			\$ -
SUB-TOTALS	\$ 523,098.00	\$ -	\$ 523,098.00

GRAND TOTALS:	OPERATING	CAPITAL	TOTAL
	\$ 5,529,632.00	\$ 4,459,364.00	\$ 9,988,996.00

Enter Date: **11/10/2020**

Claimant Name: **City of Clovis**

PUBLIC AND SPECIALIZED TRANSPORTATION SERVICE FAREBOX CALCULATION FOR FISCAL YEAR: 2020/21

REQUIRED OPERATING/FAREBOX CALCULATIONS

General Transportation Service:

1. Total Operating Expenses Minus Exclusions
2. Farebox Revenues
3. Other Local Support
4. Total Local Support (Adds Lines 2 + 3)
5. Farebox Revenue/Operating Expense Ratio (Line 2 Divided By Line 1)
6. Required Minimum Ratio Verification: **Enter 1 for Urban, 2 for Rural**
7. Total Local Support/Operating Expense Ratio (Line 4 Divided By Line 1)
8. Required Minimum Ratio Criteria:
 - URBAN 20%
 - RURAL 10%

	Operating Expenses:	\$ 1,917,729.00
Amount Excluded		\$ 1,917,729.00
		\$ 152,100.00
		\$ 445,271.00
		\$ 597,371.00
		8%
		20%
		31%
	Meets Minimum Requirements	20%

1

Elderly/Handicapped Service:

1. Total Operating Expenses Minus Exclusions
2. Farebox Revenues
3. Other Local Support
4. Total Local Support (Adds Lines 2 + 3)
5. Farebox Revenue/Operating Expense Ratio (Line 2 Divided By Line 1)
6. Required Minimum Ratio Verification:
7. Total Local Support/Operating Expense Ratio (Line 4 Divided By Line 1)
8. Required Minimum Ratio Criteria:
 - 10%

	Operating Expenses:	\$ 3,088,805.00
Amount Excluded		\$ 3,088,805.00
		\$ 70,000.00
		\$ 235,541.00
		\$ 305,541.00
		2%
		8%
	Meets Minimum Requirements	10%
		10%

Consolidated Transportation Service Agency:

1. Total Operating Expenses Minus Exclusions
2. Farebox Revenues
3. Other Local Support
4. Total Local Support (Adds Lines 2 + 3)
5. Farebox Revenue/Operating Expense Ratio (Line 2 Divided By Line 1)
6. Required Minimum Ratio Verification:
7. Total Local Support/Operating Expense Ratio (Line 4 Divided By Line 1)
8. Required Minimum Ratio Criteria:
 - Fares 10%
 - Other Local Support 45%

	Operating Expenses:	\$ 523,098.00
Amount Excluded		\$ 523,098.00
		\$ 10,000.00
		\$ 277,704.00
		\$ 287,704.00
		2%
		53%
		55%
	Meets Minimum Requirements	55%

SUMMARY TOTALS:

	\$ 5,529,632.00
	Total Operating Expenses: \$ 5,529,632.00
1. Total <i>OF ALL</i> Operating Expenses <i>PLUS</i> Exclusions	Total Amount Excluded: \$ - \$ 5,529,632.00

Must Agree With TOTAL, Project Detail Operator Tab: **\$ 4,459,364.00**
 2. Total of All Capital Projects: **\$ 4,459,364.00**

Must Agree With CAPITAL PROJECTS, Project Detail Operator Tab: **\$ 9,988,996.00**
 3. GRAND TOTAL: **\$ 9,988,996.00**

Enter Date: 11/10/2020

Claimant Name: City of Clovis

PUBLIC AND SPECIALIZED TRANSPORTATION SERVICE CLAIM FOR OPERATING AND CAPITAL EXPENSES FY: 2020/21

GENERAL TRANSPORTATION SERVICE PROPOSED 2020/2021 PROJECT COSTS TOTALS

(Information needed per PUC 99266, which states no moneys may be allocated in excess of 15% above preceding year unless claim is accompanied by supporting documentation)

TOTAL PROJECT COSTS		\$ 4,681,973.00
Prior Year	\$ 3,041,375.00	
Percentage Change	54%	
more than prior year		
Revenue Source & Amount	Operating	Capital
		Total
LTF Article 4:	\$ -	\$ -
LTF Article 4.5 or 8c:		\$ -
STA:		\$ 356,859
Fares:	\$ 152,100.00	N/A
Local Support:	\$ 445,271.00	N/A
Fed/State Grants:		\$ 1,069,124.00
Measure C:	\$ 719,484.00	\$ 719,484.00
Interest:	\$ 10,500.00	\$ 10,500.00
Unexpended Funds Held By Claimant:	\$ 590,374.00	\$ 1,928,635.00
Audit Exception - General Payback Fund:		\$ -
SUB-TOTALS	\$ 1,917,729.00	\$ 2,764,244.00
		\$ 4,681,973.00

ELDERLY/HANDICAPPED SERVICE PROPOSED 2020/2021 PROJECT COSTS TOTALS

(Information needed per PUC 99266, which states no moneys may be allocated in excess of 15% above preceding year unless claim is accompanied by supporting documentation)

TOTAL PROJECT COSTS		\$ 3,122,161.00
Prior Year	\$ 3,020,793.00	
Percentage Change	3%	
more than prior year		
Revenue Source & Amount	Operating	Capital
		Total
LTF Article 4:	\$ 1,861,111	\$ 1,861,111.00
Tarpey Roundup:	\$ 52,853	\$ 52,853.00
STA:		\$ 356,859
Fares:	\$ 70,000	N/A
Local Support:	\$ 235,541	N/A
Fed/State Grants:		\$ -
Measure C:	\$ -	\$ -
Interest:	\$ 10,500	\$ 10,500.00
Unexpended Funds Held By Claimant:	\$ 858,800	\$ 2,197,061.00
Audit Exception - General Payback Fund:		\$ -
SUB-TOTALS	\$ 3,088,805.00	\$ 1,695,120.00
		\$ 4,783,925.00

CONSOLIDATED TRANSIT SERVICE AGENCY PROPOSED 2020/2021 PROJECT COSTS TOTALS

(Information needed per PUC 99266, which states no moneys may be allocated in excess of 15% above preceding year unless claim is accompanied by supporting documentation)

TOTAL PROJECT COSTS		\$ 523,098.00
Prior Year	\$ 499,458.00	
Percentage Change	5%	
more than prior year		
Revenue Source & Amount	Operating	Capital
		Total
LTF Article 4.5:	\$ 235,394.00	\$ 235,394.00
LTF Article 8c:		\$ -
STA:		\$ -
Fares:	\$ 10,000.00	N/A
Local Support:	\$ 277,704.00	N/A
Fed/State Grants:		\$ -
Other - describe briefly if applicable:		\$ -
Other - describe briefly if applicable:		\$ -
Unexpended Funds Held By Claimant:		\$ -
Audit Exception - General Payback Fund:		\$ -
SUB-TOTALS	\$ 523,098.00	\$ -
		\$ 523,098.00

GRAND TOTALS:	OPERATING	CAPITAL	TOTAL
	\$ 5,529,632.00	\$ 4,459,364.00	\$ 9,988,996.00

Enter Date: **11/10/2020**

Claimant Name: **City of Clovis**

CONTINGENCY PROJECT LISTING FOR FISCAL YEAR: 2020/21

Should additional Local Transportation Fund or State Transit Assistance Fund monies be made available during the current fiscal year, they are hereby also claimed for the following purposes:

CHECK ALL THAT APPLY (Enter "X" in yellow box)

BICYCLE AND PEDESTRIAN FACILITIES PUBLIC TRANSPORTATION

Article 3

Article 4

SUPPLEMENTAL INFORMATION REQUIRED OF TRANSIT CLAIMANTS (CCR 6632)

ATTACHED TO THIS CLAIM ARE SUBMITTED THE FOLLOWING DOCUMENTS:
(initial yellow box all that apply)

Budget or proposed budget for the 2020/21 fiscal year. Statement for prior year revenues and expenditures (projections acceptable).

California Highway Patrol Certification pursuant to PUC 99251 (no claim may be approved unless accompanied by this certification). Date on this certification must be within 13 months of the proposed claim approval date.

STANDARD ASSURANCES FOR TRANSIT CLAIMANTS

CLAIMANT ASSURANCES: (initial yellow box all that apply)

A. Claimant certifies that it has submitted a satisfactory, independent fiscal audit, with required certification statement, to the RTPA and to the State Controller, pursuant to PUC 99245 and 21 Cal. Code of Regulations Section 6664 for the prior fiscal year (project year minus two). Claimant assures that this audit requirement will be completed for the current fiscal year (project year minus one).

B. Claimant certifies that it has submitted a State Controller Report, in conformance with the uniform system of accounts and records, to the RTPA, and to the State Controller, pursuant to PUC 99243, for the prior year (project year minus two). Beginning with the 1979-80 fiscal year, claimant assures that this report will be audited by an independent CPA. Claimant assures that this report will be completed for the current fiscal year (project year minus one)

C. Claimant certifies in accordance with PUC Section 99314.5(b) that it is not precluded by any contract entered into on or after June 28, 1979, from employing part-time drivers or contracting with common carriers of persons operating under a franchise or license. Claimant further certifies that no person who was a full-time employee on June 28, 1979, shall have his or her employment terminated or his or her regular hours of employment, excluding overtime, reduced by the operator as a result of it employing part-time drivers or contracting with such common carriers.

D. Claimant filing claim pursuant to PUC Section 99260 certifies that:
(check one by entering "X" in yellow cell):

1. the current cost of its retirement system is fully funded with respect to the officers and employees of its public transportation system (PUC Section 99271a); or

2. the operator is implementing a plan approved by the transportation planning agency which will fully fund the retirement system for such officers and employees within 40 years (PUC Section 99271a); or

3. the operator has a private pension plan which sets aside and invests on a current basis funds sufficient to provide for the payment of future pension benefits and which is fully compliant with the requirements stated in PUC Sections 99272 and 99273.

E. Claimant certifies that it is in compliance with PUC Section 99264 that it does not routinely staff, with two or more persons, a vehicle for public transportation purposes designed to be operated by one person.


F. Claimant certifies that it is making full use of federal funds available under the Urban Mass Transportation Act of 1964, as amended in accordance with Section 6754(a)(3).

G. Claimant certifies that this is in compliance with PUC Section 99155 that if it offers reduced fares to seniors, the same reduced rate is offered to disabled persons, handicapped persons, and disabled veterans and it honors the federal Medicare card for identification to receive reduced fares.

H. Claimant certifies that it is in compliance with PUC Section 99155.5 regarding dial-a-ride and paratransit services being accessible to handicapped persons and that the service is provided to persons without regard to vehicle ownership and place of residence.

The undersigned hereby certifies that the above statements are true and correct.
Please print and sign after completing form

Authorized Signature:



Name/Title: **Luke Serpa, City Manager**

Date: **12/7/2020**

City of Clovis
Budget Worksheet by Department

Ledger: GL

Section: 00515	Object Type: Revenue Accounts	SpecObj	Prior Year Actual FY 2019 Ver (PY)	Adjusted Budget FY 2020 Ver (WB)	Actuals Through 06-30-2020 Ver (AD)	Encumb Balance To Date	Estimate to Close FY 2020 Ver (EC)	Department Requested FY 2021 Ver (DR)	EC to DR Percent Change
TRANSIT FUND									
Revenue Accounts									
		44011	0.00	0.00	-3,040.07	0.00	0.00	0.00	0.00%
		44015	37,217.48	46,000.00	30,149.09	0.00	36,000.00	21,000.00	-41.66%
		44099	3,828.00	0.00	21,449.00	0.00	0.00	0.00	0.00%
		47502	-28,822.00	0.00	-6,555.00	0.00	0.00	0.00	0.00%
Expenditure Accounts									
SpecObj									
		62015	-644.00	0.00	-11,276.00	0.00	0.00	0.00	0.00%
		66758	0.00	0.00	473,628.00	0.00	0.00	0.00	0.00%
		68760	-1,017,056.00	0.00	-327,445.00	0.00	0.00	0.00	0.00%
		68950	333,823.00	0.00	335,142.00	0.00	0.00	0.00	0.00%
		68951	88,739.00	0.00	87,709.00	0.00	0.00	0.00	0.00%
		68990	7,417.00	0.00	4,733.00	0.00	0.00	0.00	0.00%
			12,223.48	46,000.00	42,003.02	0.00	36,000.00	21,000.00	-41.66%
			-587,721.00	0.00	562,491.00	0.00	0.00	0.00	0.00%
			-599,944.48	-46,000.00	520,487.98	0.00	-36,000.00	-21,000.00	-41.66%
Total Revenue for 00515:									
Total Expenditures for 00515:									
Expense Less Revenue Total:									

Section: 34700	Object Type: Revenue Accounts	SpecObj	Prior Year Actual FY 2019 Ver (PY)	Adjusted Budget FY 2020 Ver (WB)	Actuals Through 06-30-2020 Ver (AD)	Encumb Balance To Date	Estimate to Close FY 2020 Ver (EC)	Department Requested FY 2021 Ver (DR)	EC to DR Percent Change
TRANSIT-ROUND UP-CTSA									
Revenue Accounts									
		45031	455,000.00	479,000.00	479,000.00	0.00	479,000.00	491,000.00	2.50%
		45038	0.00	25,000.00	0.00	0.00	0.00	0.00	0.00%
		45061	2,415,542.00	2,348,000.00	2,498,747.00	0.00	2,386,400.00	2,458,800.00	3.03%
		45062	207,335.00	224,800.00	224,756.00	0.00	224,800.00	235,400.00	4.71%
		45066	0.00	745,000.00	0.00	0.00	756,300.00	687,900.00	-9.04%
		45072	0.00	85,000.00	0.00	0.00	0.00	0.00	0.00%

GL 1

**City of Clovis
Budget Worksheet by Department**

Ledger: GL

	Object Type:	SpecObj	Prior Year		Adjusted Budget		Actuals Through		Encumb Balance To Date	Estimate to Close		Department Requested		EC to DR Percent Change
			Actual FY 2019 Ver (PY)	Ver (PY)	FY 2020 Ver (WB)	Ver (WB)	06-30-2020 Ver (AD)	FY 2020 Ver (EC)		FY 2021 Ver (DR)				
45200		ECONOMIC STIMULIS-OPERATING	0.00		0.00		898.78	0.00	0.00	0.00	0.00	0.00	0.00%	
46501		STAGE LINE FARES	3,849.58		0.00		0.00	0.00	0.00	0.00	0.00	0.00	0.00%	
46502		ROUND UP FARES	64,740.22		64,000.00		58,217.37	0.00	65,000.00	64,000.00	64,000.00	64,000.00	-1.53%	
46505		BUS FARE PASSES	20,079.73		20,000.00		12,295.25	0.00	14,000.00	16,000.00	16,000.00	16,000.00	14.28%	
47502		SALE OF PROP/EQUI-PROPRIETARY	28,922.50		0.00		6,555.00	0.00	0.00	0.00	0.00	0.00	0.00%	
47902		MISCELLANEOUS RECEIPTS	48.12		0.00		29.30	0.00	0.00	0.00	0.00	0.00	0.00%	
Expenditure Accounts														
61000		SALARIES REGULAR	783,509.31		856,300.00		821,192.76	0.00	827,000.00	883,900.00	883,900.00	883,900.00	6.88%	
61160		ACTING/OUT OF CLASS PAY	1,302.20		1,800.00		117.65	0.00	200.00	0.00	0.00	0.00	-100.00%	
61200		OVERTIME REGULAR	19,937.66		24,000.00		9,229.89	0.00	10,000.00	15,000.00	15,000.00	15,000.00	50.00%	
61207		OVERTIME-CALLOUT	7,355.49		8,800.00		9,799.24	0.00	8,500.00	9,000.00	9,000.00	9,000.00	5.88%	
61216		CTO BUYBACK	4,694.21		8,000.00		8,500.19	0.00	8,500.00	9,000.00	9,000.00	9,000.00	5.88%	
61300		EXTRA HELP	538,811.36		580,000.00		633,256.50	0.00	550,000.00	600,000.00	600,000.00	600,000.00	9.09%	
62001		RETIREMENT-MISC.	121,039.99		156,900.00		151,023.34	0.00	151,300.00	174,200.00	174,200.00	174,200.00	15.13%	
62004		DEFERRED COMP CONTRIBUTION	12,271.52		15,700.00		15,064.94	0.00	15,200.00	17,400.00	17,400.00	17,400.00	14.47%	
62005		WORKER'S COMPENSATION	89,174.12		74,500.00		74,658.17	0.00	74,600.00	64,800.00	64,800.00	64,800.00	-13.13%	
62006		HEALTH BENEFIT PLAN	102,727.79		114,900.00		103,661.29	0.00	103,700.00	115,800.00	115,800.00	115,800.00	11.66%	
62007		MEDICARE	13,005.74		12,800.00		13,664.67	0.00	13,200.00	14,000.00	14,000.00	14,000.00	6.06%	
62010		SICK LEAVE INCENTIVE	10,891.34		12,000.00		10,083.36	0.00	10,100.00	15,000.00	15,000.00	15,000.00	48.51%	
62011		SOC SEC/PERS-EXTRA HELP	88,448.67		107,500.00		117,729.81	0.00	107,500.00	126,900.00	126,900.00	126,900.00	18.04%	
62012		OTHER BENEFITS	3,400.00		3,400.00		3,400.00	0.00	3,400.00	3,400.00	3,400.00	3,400.00	0.00%	
62013		Workers Comp-EH	85,236.24		90,100.00		79,453.25	0.00	69,500.00	68,500.00	68,500.00	68,500.00	-1.43%	
62014		HEALTH INS REBATE	40,122.00		41,500.00		40,122.00	0.00	40,600.00	41,500.00	41,500.00	41,500.00	2.21%	
63004		VEHICLE ALLOWANCE	9,536.37		10,000.00		9,986.00	0.00	10,000.00	12,900.00	12,900.00	12,900.00	29.00%	
63009		FLEET ADMIN CHARGES	66,200.00		76,600.00		76,600.00	0.00	76,600.00	78,300.00	78,300.00	78,300.00	2.21%	
63010		FLEET CHARGES-ACTUAL BASIS CHR	555,022.00		565,600.00		474,457.00	0.00	558,400.00	573,100.00	573,100.00	573,100.00	2.63%	
63205		TELEPHONE-COMM SERVICES	75,018.40		60,000.00		52,110.65	2,741.71	60,000.00	60,000.00	60,000.00	60,000.00	0.00%	
63304		MARKETING SERVICES	17,305.82		12,000.00		14,261.08	118.86	13,500.00	14,000.00	14,000.00	14,000.00	3.70%	
63315		OTHER SERVICES	148,617.33		75,000.00		45,643.39	166.33	50,000.00	75,000.00	75,000.00	75,000.00	50.00%	

User: CALVINC
Report: BUDGET_WORKSHEET_BY_DEPT_ajs

GL2

City of Clovis
Budget Worksheet by Department

Ledger: GL

	Prior Year		Adjusted		Actuals		Encumb		Estimate		Department	
	Actual	Ver (PY)	Budget	Ver (WB)	Through	Balance	To Date	to Close	Requested	Ver (DR)	EC to DR	Percent
	FY 2019		FY 2020		06-30-2020			FY 2020	FY 2021		Percent	Change
					Ver (AD)			Ver (EC)				
63350	0.00		5,000.00		0.00	0.00	0.00	0.00	5,000.00	0.00%		
63390	1.75		200.00		0.24	0.00	0.00	0.00	200.00	0.00%		
64107	0.00		25,000.00		0.00	0.00	0.00	0.00	25,000.00	0.00%		
64231	0.00		0.00		11,911.60	1,676.06	0.00	0.00	0.00	0.00%		
65001	8,847.50		7,000.00		3,391.34	0.00	0.00	3,100.00	7,000.00	125.80%		
65002	12.50		0.00		0.00	0.00	0.00	0.00	0.00	0.00%		
65101	8,207.64		0.00		0.00	0.00	0.00	0.00	0.00	0.00%		
65102	3,479.90		3,000.00		0.00	0.00	0.00	0.00	3,000.00	0.00%		
65201	295.00		400.00		0.00	0.00	0.00	0.00	400.00	0.00%		
66001	86,000.00		88,000.00		88,000.00	0.00	0.00	88,000.00	95,000.00	7.95%		
66003	445,300.00		379,800.00		379,800.00	0.00	0.00	379,800.00	413,400.00	8.84%		
66005	52,000.00		70,000.00		70,000.00	0.00	0.00	70,000.00	53,100.00	-24.14%		
66615	5.28		0.00		0.00	0.00	0.00	0.00	0.00	0.00%		
66803	1,000.00		0.00		0.00	0.00	0.00	0.00	0.00	0.00%		
68120	8,873.58		33,400.00		0.00	33,356.46	0.00	33,400.00	33,400.00	0.00%		
68725	543,644.39		0.00		0.00	0.00	0.00	0.00	0.00	0.00%		
	3,195,517.15		3,990,800.00		3,280,498.70	0.00	0.00	3,925,500.00	3,953,100.00	0.70%		
	3,951,295.10		3,519,200.00		3,317,118.36	38,059.42	38,059.42	3,336,100.00	3,607,200.00	8.12%		
	755,777.95		-471,600.00		36,619.66	38,059.42	38,059.42	-589,400.00	-345,900.00	-41.31%		

Section: 34800 TRANSIT-STAGELINE-GEN

Object Type: Revenue Accounts

SpecObj

44015	INTEREST INCOME-PROPRIETARY	0.00	0.00		-1,113.00	0.00	0.00	0.00	0.00	0.00%		
44220	TROLLEY RENTAL-TRANSIT	8,893.50	12,000.00		13,900.00	0.00	0.00	14,000.00	14,000.00	0.00%		
44300	ADVERTISING INCOME	15,000.49	32,000.00		34,909.78	0.00	0.00	35,000.00	35,000.00	0.00%		
45031	1/2 % SALES TAX-MEAS C	1,083,068.43	1,164,000.00		1,040,787.11	0.00	0.00	1,164,000.00	1,187,000.00	1.97%		
45038	OTHER GRANTS-CAP	0.00	480,000.00		20,000.00	0.00	0.00	407,200.00	0.00	-100.00%		
45061	LTF-ARTICLE 4 TRANSIT	1,535,000.00	1,567,000.00		1,592,700.00	0.00	0.00	1,592,700.00	1,641,000.00	3.03%		

User: CALVINC

Report: BUDGET_WORKSHEET_BY_DEPT_1js

Page 3

Current Time: 14:46:14

Current Date: 11/10/2020

GB

**City of Clovis
Budget Worksheet by Department**

Ledger: GL

Object Type: Expenditure Accounts	SpecObj	Prior Year	Adjusted	Actuals	Encumb	Estimate	Department	EC to DR
		Actual FY 2019 Ver (PY)	Budget FY 2020 Ver (WB)	Through 06-30-2020 Ver (AD)	Balance To Date	to Close FY 2020 Ver (EC)	Requested FY 2021 Ver (DR)	Percent Change
		1,208,320.00	475,000.00	0.00	0.00	482,200.00	438,600.00	-9.04%
	45066	79,187.00	85,000.00	201,475.68	124.04	76,600.00	369,000.00	381.72%
	45072	0.00	-132,000.00	0.00	0.00	0.00	700,000.00	0.00%
	45073	50,124.67	50,000.00	53,089.41	0.00	50,000.00	60,000.00	20.00%
	46501	3,283.75	4,000.00	4,383.25	0.00	4,100.00	4,100.00	0.00%
	46505	25,024.45	39,000.00	13,112.25	0.00	39,000.00	39,000.00	0.00%
	46506	70.72	0.00	77.48	0.00	0.00	0.00	0.00%
	47902							
	61000	626,641.03	672,600.00	617,558.68	0.00	643,700.00	832,200.00	29.28%
	61160	529.64	1,000.00	27.08	0.00	0.00	0.00	0.00%
	61200	27,292.09	22,000.00	20,310.22	0.00	20,000.00	22,000.00	10.00%
	61207	4,652.09	5,500.00	4,039.07	0.00	4,200.00	5,000.00	19.04%
	61216	5,158.42	6,000.00	1,594.32	0.00	1,600.00	6,000.00	275.00%
	61300	348,998.96	373,000.00	335,987.07	0.00	300,000.00	370,000.00	23.33%
	62001	96,845.10	121,800.00	117,177.73	0.00	119,500.00	164,000.00	37.23%
	62004	6,766.27	8,700.00	7,057.02	0.00	7,500.00	11,600.00	54.66%
	62005	66,179.45	54,700.00	54,023.27	0.00	55,600.00	62,400.00	12.23%
	62006	152,031.03	173,700.00	171,198.50	0.00	173,100.00	221,700.00	28.07%
	62007	10,140.23	10,000.00	10,335.11	0.00	10,200.00	12,200.00	19.60%
	62010	6,607.02	8,000.00	7,572.87	0.00	7,600.00	10,000.00	31.57%
	62011	57,611.10	68,400.00	63,190.28	0.00	58,700.00	78,300.00	33.39%
	62012	2,300.00	2,300.00	2,300.00	0.00	2,300.00	2,300.00	0.00%
	62013	53,838.69	57,100.00	41,739.38	0.00	37,000.00	42,200.00	14.05%
	62014	7,854.00	5,600.00	5,544.00	0.00	5,500.00	5,600.00	1.81%
	63004	8,711.25	9,100.00	8,615.00	0.00	8,600.00	11,600.00	34.88%
	63009	52,200.00	63,600.00	63,600.00	0.00	63,600.00	73,500.00	15.56%
	63010	400,062.00	389,600.00	381,256.00	0.00	416,100.00	427,100.00	2.64%
	63205	25,873.41	30,000.00	8,339.03	0.00	30,000.00	30,000.00	0.00%
	63304	21,415.93	18,000.00	18,827.59	118.85	18,000.00	18,000.00	0.00%

User: CALVINC
Report: BUDGET_WORKSHEET_BY_DEPT_jfs

Page 4

User: CALVIN C
Report: BUDGET_WORKSHEET_BY_DEPT_jfs

Current Time: 14:46:14
Current Date: 11/10/2020

674

**City of Clovis
Budget Worksheet by Department**

Ledger: GL

	Prior Year		Adjusted		Actuals		Encumb		Estimate		Department		EC to DR	
	Actual	FY 2019	FY 2020	Ver (WB)	Through	Ver (AD)	Balance	To Date	FY 2020	Ver (EC)	Requested	FY 2021	Percent	Change
63315	154,131.90		73,000.00		51,828.80		177.56		65,000.00		70,000.00		7.69%	
63316	258,499.00		268,000.00		272,213.08		0.00		267,000.00		293,000.00		9.73%	
63350	0.00		5,500.00		0.00		0.00		0.00		5,500.00		0.00%	
63390	385.18		700.00		869.58		0.00		700.00		700.00		0.00%	
64107	0.00		25,000.00		0.00		0.00		0.00		25,000.00		0.00%	
64231	0.00		0.00		14,866.55		1,676.06		0.00		0.00		0.00%	
65001	8,847.42		8,000.00		3,391.33		0.00		3,100.00		8,000.00		158.06%	
65002	12.50		0.00		0.00		0.00		0.00		0.00		0.00%	
65101	3,557.64		0.00		0.00		0.00		0.00		0.00		0.00%	
65102	3,479.90		3,000.00		0.00		0.00		0.00		3,000.00		0.00%	
65201	295.00		400.00		0.00		0.00		0.00		400.00		0.00%	
66001	86,000.00		88,000.00		88,000.00		0.00		88,000.00		94,000.00		6.81%	
66003	348,400.00		288,500.00		288,500.00		0.00		288,500.00		315,600.00		9.39%	
66005	48,000.00		60,200.00		60,200.00		0.00		60,200.00		48,900.00		-18.77%	
66803	500.00		0.00		0.00		0.00		0.00		0.00		0.00%	
68120	82,336.50		390,450.00		413,038.34		33,356.47		365,500.00		0.00		-100.00%	
68725	473,409.04		0.00		0.00		0.00		0.00		0.00		0.00%	
	4,007,973.01		3,776,000.00		2,973,321.96		124.04		3,864,800.00		4,487,700.00		16.11%	
	3,449,561.79		3,311,450.00		3,133,199.90		35,328.94		3,120,800.00		3,269,800.00		4.77%	
	-558,411.22		-464,550.00		159,877.94		35,204.90		-744,000.00		-1,217,900.00		63.69%	

Total Revenue for 34800:

Total Expenditures for 34800:

Expense Less Revenue Total:

Q 5

**City of Clovis
Budget Worksheet by Department**

Ledger: GL

	Prior Year Actual FY 2019 Ver (PY)	Adjusted Budget FY 2020 Ver (WB)	Actuals Through 06-30-2020 Ver (AD)	Encumb Balance To Date	Estimate to Close FY 2020 Ver (EC)	Department		EC to DR Percent Change
						Requested FY 2021	Ver (DR)	
Grand Total Revenue:	7,215,713.64	7,812,800.00	6,295,823.68	124.04	7,826,300.00	8,461,800.00	8.12%	
Grand Total Expenditures:	6,813,135.89	6,830,650.00	7,012,809.26	73,388.36 b	6,456,900.00	6,877,000.00 a	6.50%	
Expense Less Revenue Grand Total:	-402,577.75	-982,150.00	716,985.58	73,264.32	-1,369,400.00	-1,584,800.00	1,270.63%	

Grand Total Revenue:
Grand Total Expenditures:
Expense Less Revenue Grand Total:

0.*

a. 6,877,000.+
b. 73,388.36+
GL7 5,030,000.+
GL10 1,619,310.-
GL10 165,862.-
GS 79,700.+
Summary 2 284,920.-
007

9,983,996.36* Summary 2, TOAH

GL6

NOTE:

To see to-date Actual Revenue and Expenditures, drill down to the detail report as indicated by the blue text and the drill icon.

Ledger: GL

City of Clovis

Budget Worksheet by Specific Object

For Period Ending 06/30/2020

2020

Object Type: Expenditure Accounts	Prior Year Actual 2019	Adjusted Budget as of 06-30-2020	Actual Ver (AD)	Estimate to Close 2020 FY Ver (EC)	Department Requested 2021 FY Ver (DR)	EC to DR Percent Change
90000 GEN SERV CAPITAL FACILITIES	64,718.61	1,520,000.00	79,700.35	1,520,000.00	3,600,000.00	136.84%
71428 TRANSIT STATION T1	64,718.61	1,520,000.00	79,700.35	1,520,000.00	3,600,000.00	136.84%
TOTAL TRANSIT STATION T1	0.00	0.00	0.00	0.00	0.00	0.00%
Total Revenue for 90000:	64,718.61	1,520,000.00	79,700.35	1,520,000.00	3,600,000.00	136.84%
Total Expenditures for 90000:	64,718.61	1,520,000.00	79,700.35	1,520,000.00	3,600,000.00	136.84%
Expense Less Revenue Total:						

3,600,000 DR
 1,430,000 REAFF

 GLB 5,030,000 WB 6L6

City of Clovis

Budget Worksheet by Specific Object
For Period Ending 11/30/2020

2021

Prior Year Actual 2020	Adjusted Budget as of 06-30-2020	Actual Ver (AD)	Estimate to Close 2021 FY Ver (EC)	Department Requested 2022 FY Ver (DR)	EC to DR Percent Change
79,700.35	5,030,000.00	43,600.34	0.00	0.00	0.00%
0.00	0.00	0.00	0.00	0.00	0.00%
79,700.35	5,030,000.00	43,600.34	0.00	0.00	0.00%
79,700.35	5,030,000.00	43,600.34	0.00	0.00	0.00%

Object Type: Expenditure Accounts

71428 - TRANSIT STATION T1

90000 GEN SERV CAPITAL FACILITIES

TOTAL TRANSIT STATION T1

Total Revenue for 90000:
Total Expenditures for 90000:
Expense Less Revenue Total:

GLA

NOTE:

To see to-date Actual Revenue and Expenditures, drill down to the detail report as indicated by the blue text and the drill icon.

Ledger: GL

City of Clovis

Budget Worksheet by Specific Object
For Period Ending 11/30/2020

Prior Year Actual	2020	Adjusted Budget as of 06-30-2020	Ver (WB)	Actual Ver (AD)	Estimate to Close 2021 FY Ver (EC)	Department Requested 2022 FY Ver (DR)	EC to DR Percent Change
79,700.35		0.00	0.00	0.00	0.00	0.00	0.00%
79,700.35		5,030,000.00	5,030,000.00	43,600.34	0.00	0.00	0.00%
0.00		5,030,000.00	5,030,000.00	43,600.34	0.00	0.00	0.00%

Grand Total Revenue:

Grand Total Expenditures:

Expense Less Revenue Grand Total:

— End of Report —

GL9

Posting Date	Reference	Vendor ID	Transaction Description		Debit Amount	Credit Amount	Net Amount
Account:00604 - 22900 -		GENERAL SERVICES FUND		DEFERRED REVENUE			
07/01/2019	063019 BAL FWD	N/A..N/A	ALL FUNDS FISCAL YEAR BAL FW	JE	0.00	1,819,836.00	1,819,836.00
07/01/2019	FY20 DEF ALLOC	N/A..N/A	ALLOC FY 19 DEF REVENUE	JE	163,682.00	0.00	-163,682.00
07/01/2019	FY20 DEF ALLOC	N/A..N/A	ALLOC FY 19 DEF REVENUE	JE	1,588,455.00	0.00	-1,588,455.00
07/01/2019	FY20 DEF ALLOC	N/A..N/A	ALLOC FY 19 DEF REVENUE	JE	67,699.00	0.00	-67,699.00
Total for Account: 00604 - 22900					1,819,836.00	1,819,836.00	0.00
Total for Org Key: 00604					1,819,836.00	1,819,836.00	0.00
Account:00604 - 22900 - 300106		GENERAL SERVICES FUND		DEFERRED REVENUE		ADMIN OFFICE	
07/01/2019	FY20 DEF ALLOC	N/A..N/A	ALLOC FY 19 DEF REVENUE	JE	0.00	1,561,838.00	1,561,838.00
07/01/2019	FY20 DEF ALLOC	N/A..N/A	ALLOC FY 19 DEF INT	JE	0.00	26,617.00	26,617.00
06/30/2020	JE0620D3	N/A..N/A	FY20 PTMISEA INT. INC. CY DE	JE	0.00	30,855.00	30,855.00
Total for Account: 00604 - 22900					0.00	1,619,310.00	1,619,310.00
Total for Org Key: 00604					0.00	1,619,310.00	1,619,310.00
Account:00604 - 22900 - 300204		GENERAL SERVICES FUND		DEFERRED REVENUE		OFFICE SECURITY	
07/01/2019	FY20 DEF ALLOC	N/A..N/A	ALLOC FY 19 DEF REVENUE	JE	0.00	76,882.00	76,882.00
07/01/2019	FY20 DEF ALLOC	N/A..N/A	ALLOC FY 19 DEF INT	JE	0.00	3,752.00	3,752.00
07/01/2019	FY20 DEF ALLOC	N/A..N/A	ALLOC FY 19 DEF REVENUE	JE	0.00	79,348.00	79,348.00
07/01/2019	FY20 DEF ALLOC	N/A..N/A	ALLOC FY 19 DEF INT	JE	0.00	3,700.00	3,700.00
06/30/2020	JE0620D3	N/A..N/A	FY20 HOMELAND INT. INC. CY D	JE	0.00	3,180.00	3,180.00
Total for Account: 00604 - 22900					0.00	166,862.00	166,862.00
Total for Org Key: 00604					0.00	166,862.00	166,862.00
Account:00604 - 22900 - 300205		GENERAL SERVICES FUND		DEFERRED REVENUE		BUS YARD CAMERA	
07/01/2019	FY20 DEF ALLOC	N/A..N/A	ALLOC FY 19 DEF REVENUE	JE	0.00	66,601.00	66,601.00
07/01/2019	FY20 DEF ALLOC	N/A..N/A	ALLOC FY 19 DEF INT	JE	0.00	1,098.00	1,098.00
06/30/2020	JE0620D3	N/A..N/A	DFR HOMELAND BUS YARD CAM	JE	66,601.00	0.00	-66,601.00
06/30/2020	JE0620D3	N/A..N/A	FY20 HOMELAND INT. INC. CY D	JE	1,098.00	0.00	-1,098.00
Total for Account: 00604 - 22900					67,699.00	67,699.00	0.00
Total for Org Key: 00604					67,699.00	67,699.00	0.00
Account:00604 - 22900 - 900009		GENERAL SERVICES FUND		DEFERRED REVENUE		NEW TECHNOLOGY	
06/30/2020	JE0620D3	N/A..N/A	DFR MEASURE C CHARGING ST	JE	0.00	115,409.65	115,409.65
Total for Account: 00604 - 22900					0.00	115,409.65	115,409.65
Total for Org Key: 00604					0.00	115,409.65	115,409.65
Total for Report:					1,887,535.00	3,789,116.65	1,901,581.65

GL6

GL6

SORT ORDER: SPECOBJ within SECTION within FUND

SELECT SECTION CODE: 34700,34800
 BUDGET: DEPARTMT REQST; SPECOBJ AND BUDGETS SHOWN; ALL of Fiscal Year

FUNDGRP	FUNDGRP Title	SECTION Description	Budget	This Month	Tp - Date	SECTION Title		Balance	Exp	Comm%	Aval%
						Before	Open				
TRANSIT-ROUND UP-CTS											

TRANSIT FUND											

SECTION											
34700											

SPECOBJ	SPECOBJ Description	Budget	This Month	Tp - Date	Before	Open	Balance	Exp	Comm%	Aval%	
45031	1/2 % SALES TAX-NEAS C	491,000	479,000	479,000	12,000	0	12,000	97.6		2.4	
45061	LTF-ARTICLE 4 TRANSIT	2458,800	-763,452	2498,747	-39,947	0	-39,947	101.6		Over	
45062	LTF-ART 4.5-SPEC TRANSIT	235,400	56,189	224,756	10,644	0	10,644	95.5		4.5	
45066	STATE TRANSIT ASSISTANCE	687,900	0	0	687,900	0	687,900			100.0	
45200	ECONOMIC STIMULIS-OPERATIN		899	899	-899	0	-899				
46502	ROUND UP FARES	64,000	75	58,217	5,783	0	5,783	91.0		9.0	
46505	BUS FARE PASSES	16,000	-1,368	12,295	3,705	0	3,705	76.8		23.2	
47502	SALE OF PROP/EQUI-PROPRIET		0	6,555	-6,555	0	-6,555				
47902	MISCELLANEOUS RECEIPTS		29	29	-29	0	-29				
61000	SALARIES REGULAR	883,900	70,327	821,193	62,707	0	62,707	92.9		7.1	
61160	ACTING/OUT OF CLASS PAY		0	118	-118	0	-118				
61200	OVERTIME REGULAR	15,000	0	9,230	5,770	0	5,770	61.5		38.5	
61207	OVERTIME-CALLOUT	9,000	666	9,799	-799	0	-799	108.9		Over	
61216	CTO BUYBACK	9,000	0	8,500	500	0	500	94.4		5.6	
61300	EXTRA HELP	600,000	28,775	633,257	-33,257	0	-33,257	105.5		Over	
62001	RETIREMENT-MISC	174,200	12,345	151,023	23,177	0	23,177	86.7		13.3	
62004	DEFERRED COMP CONTRIBUTION	17,400	1,263	15,065	2,335	0	2,335	86.6		13.4	
62005	WORKER'S COMPENSATION	64,800	6,029	74,658	-9,858	0	-9,858	115.2		Over	
62006	HEALTH BENEFIT PLAN	115,800	8,147	103,661	12,139	0	12,139	89.5		10.5	
62007	MEDICARE	14,000	1,160	13,665	335	0	335	97.6		2.4	
62010	SICK LEAVE INCENTIVE	15,000	0	10,083	4,917	0	4,917	67.2		32.8	
62011	SOC SEC/PERS-EXTRA HELP	126,900	4,811	117,730	9,170	0	9,170	92.8		7.2	
62012	OTHER BENEFITS	3,400	320	3,400	0	0	0	100.0			
62013	Workers Comp-EH	68,500	3,302	79,453	-10,953	0	-10,953	116.0		Over	
62014	HEALTH INS REBATE	41,500	3,344	40,122	1,378	0	1,378	96.7		3.3	
63004	VEHICLE ALLOWANCE	12,900	822	9,986	2,914	0	2,914	77.4		22.6	
63009	FLEET ADMIN CHARGES	78,300	6,420	76,600	1,700	0	1,700	97.8		2.2	
63010	FLEET CHARGES-ACTUAL BASIS	573,100	35,003	474,457	98,643	0	98,643	82.8		17.2	
63205	TELEPHONE-COMM SERVICES	60,000	6,728	52,111	7,889	2,742	5,148	86.9	4.6	8.6	
63304	MARKETING SERVICES	14,000	206	14,261	-261	119	-380	101.9	0.8	Over	
63315	OTHER SERVICES	75,000	2,352	45,643	29,357	166	29,190	60.9	0.2	38.9	
63350	TEMP PERSONNEL SERVICES	5,000	0	0	5,000	0	5,000			100.0	
63390	CREDIT CARD CHARGES	200	0	0	200	0	200	0.1		99.9	
64107	RESOURCE MATERIALS	25,000	0	0	25,000	0	25,000			100.0	
64231	MISCELLANEOUS SUPPLIES COV		8,944	11,912	-11,912	1,676	-13,588				
65001	TRAVEL-CONFERENCES	7,000	0	3,391	3,609	0	3,609	48.4		51.6	
65102	TRAINING-CLASSES & SEMINAR	3,000	0	0	3,000	0	3,000			100.0	
65201	MEMBERSHIP/ASSOCIATION DUE	400	0	0	400	0	400			100.0	
66001	GENERAL ADMINISTRATION CHA	95,000	7,370	88,000	7,000	0	7,000	92.6		7.4	
66003	GENERAL SERVICE CHARGES	413,400	31,650	379,800	33,600	0	33,600	91.9		8.1	
66005	PROPERTY & LIABILITY INS C	53,100	5,870	70,000	-16,900	0	-16,900	131.8		Over	
68120	OTHER CAPITAL OUTLAY	33,400	0	33,400	33,400	0	33,400		99.9	0.1	
	** TOTAL REVENUE **	3953,100	-228,627	3280,499	672,601	0	672,601	83.0		17.0	
	** TOTAL EXPENSES **	3607,200	245,854	3317,118	290,082	38,059	252,022	92.0	1.1	7.0	

SORT ORDER: SPECOBJ within SECTION within FUND

SELECT SECTION CODE: 34700,34800
 BUDGET: DEPARTMT REQST; SPECOBJ AND BUDGETS SHOWN; ALL of Fiscal Year

FUNDRP	FUNDRP Title	SECTION	SECTION Title	Director
515	TRANSIT FUND	34700	TRANSIT-ROUND UP-CTSA	
SPECOBJ	SPECOBJ Description	Budget	Before	Open
	** REVENUE - EXPENSE **	345,900	Commitments	Commitments
			382,520	Balance
			-36,620	Exp%
			-474,481	-10.6
			420,579	Comm%
			-38,059	121.6
				Aval%

SORT ORDER: SPECOBJ within SECTION within FUND

SELECT SECTION CODE: 34700,34800

BUDGET: DEPARTMT REQST; SPECOBJ AND BUDGETS SHOWN; ALL of Fiscal Year

SECTION	SECTION Description	Director	Original Amount	Liquidating Expenditure	Current Amount	Last Active
34700	TRANSIT-ROUND UP-CTSA					
SPECOBJ	Ref Date	Reference	PEID	PE Name		
63205	05/29/20	P2013058	06043	FRESNO MOBILE RADIO	371	0 06/03/20
63205	06/04/20	P2013285	V015668	VERIZON WIRELESS	5,654*	0 06/10/20
63205	06/15/20	P2013801	V021845	DYNAMITE CAR AUDIO	190	0 06/17/20
63205	06/29/20	P2014482	06043	FRESNO MOBILE RADIO	371*	0 06/30/20
63205	06/29/20	P2014495	V015668	VERIZON WIRELESS	2,742	2,742 06/29/20
63205	06/29/20	P2014605	V022582	TECHTRONIX	143*	0 06/30/20
63304	06/09/20	P2013446	V022884	TIMBERLAKE, JEFFERY	46*	0 06/10/20
63304	06/18/20	P2014001	V013150	ADVERTISING SPECIALTIES & EMBR	74	74 06/18/20
63304	06/29/20	P2014497	V022496	QUINONEZ, SELENA	45	45 06/29/20
63304	06/29/20	P2014560	V001132	CALIF STATE BOARD OF EQUAL-DO	149	0 06/30/20
63315		P2014560	V021734	FIRST BANKCARD / FIRST NATIONA	0	0 06/30/20
63315		P2100272	V021352	LOZANO SMITH LLP	0	0 06/30/20
63315		P2100560	VPC0013	HANCE, AMY	24*	0 06/30/20
63315		P2100862	V021352	LOZANO SMITH LLP	0	0 06/30/20
63315	04/07/20	P2011105	V022595	OFFICE SOLUTIONS BUSINESS PROD	80	0 06/03/20
63315	05/27/20	P2012981	V022943	MEDIC FIRST AID INTERNATIONAL	17	0 06/03/20
63315	05/27/20	P2012982	V022943	MEDIC FIRST AID INTERNATIONAL	35	0 06/03/20
63315	06/02/20	P2013163	VPC0013	HANCE, AMY	5	0 06/03/20
63315	06/02/20	P2013270	V022595	OFFICE SOLUTIONS BUSINESS PROD	52	0 06/10/20
63315	06/02/20	P2013277	V022908	ABC MEDICAL SERVICES	62	0 06/10/20
63315	06/02/20	P2013278	V009859	AMERIPRIDE VALLEY UNIFORM SERV	61	0 06/17/20
63315	06/09/20	P2013417	V021734	FIRST BANKCARD / FIRST NATIONA	18	0 06/10/20
63315	06/09/20	P2013509	V019649	ZONAR SYSTEMS INC	193	0 06/10/20
63315	06/15/20	P2013791	V022595	OFFICE SOLUTIONS BUSINESS PROD	99	0 06/24/20
63315	06/15/20	P2013802	V021721	UNITED JANITORIAL SERVICE	300	0 06/17/20
63315	06/18/20	P2014000	V022943	MEDIC FIRST AID INTERNATIONAL	11	11 06/18/20
63315	06/23/20	P2014213	V022595	OFFICE SOLUTIONS BUSINESS PROD	82	82 06/23/20
63315	06/29/20	P2014498	V009859	AMERIPRIDE VALLEY UNIFORM SERV	74	74 06/29/20
63315	06/29/20	P2014550	V021734	FIRST BANKCARD / FIRST NATIONA	9	0 06/30/20
63315	06/29/20	P2014606	V022582	TECHTRONIX	808	0 06/30/20
63315	06/30/20	P2002574	V022929	MCR MEDICAL SUPPLY	786	0 06/30/20
63315	06/30/20	P2003792	10201899608	A1 LOCK & KEY.-3.0.7...#... "	194	0 06/30/20
63315	06/30/20	P2008691	V022595	OFFICE SOLUTIONS BUSINESS PROD	93	0 06/30/20
63315	06/30/20	P2009904	V022595	OFFICE SOLUTIONS BUSINESS PROD	55	0 06/30/20
63315	06/30/20	P2014483	V021721	UNITED JANITORIAL SERVICE	300	0 06/30/20
64231		P2100236	V016213	SNOWFLAKE DESIGNS	0	200*
64231		P2100560	VPC0013	HANCE, AMY	0	0 06/30/20
64231	05/18/20	P2012679	V023087	DUMONT PRINTING INC	5,000	0 06/17/20
64231	05/27/20	P2012953	V011887	ALPHAGRAPHS	62	55*
64231	05/27/20	P2012983	V017383	FOCUS PACKAGING & SUPPLY COMPA	86	86*
64231	05/29/20	P2013056	V011887	ALPHAGRAPHS	175	173*
64231	06/04/20	P2013305	V021734	FIRST BANKCARD / FIRST NATIONA	87	87*
64231	06/09/20	P2013417	V021734	FIRST BANKCARD / FIRST NATIONA	751	751*
64231	06/10/20	P2013584	V011887	ALPHAGRAPHS	74	74*
64231	06/18/20	P2014032	V017383	FOCUS PACKAGING & SUPPLY COMPA	216	216*
64231	06/23/20	P2014197	V011887	ALPHAGRAPHS	1,077	1,077 06/23/20

SORT ORDER: SPECOBJ within SECTION within FUND

SELECT SECTION CODE: 34700,34800

BUDGET: DEPARTMT REQST; SPECOBJ AND BUDGETS SHOWN; ALL of Fiscal Year

SECTION	SECTION Description	Director	Original Amount	Liquidating Expenditure	Current Amount	Last Active		
34700	=====							
	TRANSIT-ROUND UP-CTSA							
SPECOBJ	Ref Date	Reference	PEID	PE Name	Original Amount	Liquidating Expenditure	Current Amount	Last Active
64231	06/23/20	P2014201	V017383	FOCUS PACKAGING & SUPPLY COMPA	83	83*	0	06/24/20
64231	06/23/20	P2014205	V013150	ADVERTISING SPECIALTIES & EMBR	475	0	475	06/23/20
64231	06/23/20	P2014213	V022595	OFFICE SOLUTIONS BUSINESS PROD	37	0	37	06/23/20
64231	06/23/20	P2014282	V013150	ADVERTISING SPECIALTIES & EMBR	1,011	1,011*	0	06/24/20
64231	06/24/20	P2014309	V022595	OFFICE SOLUTIONS BUSINESS PROD	56	0	56	06/24/20
64231	06/29/20	P2014550	V021734	FIRST BANKCARD / FIRST NATIONA	1,017	1,100*	0	06/30/20
64231	06/29/20	P2014560	V021734	FIRST BANKCARD / FIRST NATIONA	90	149*	0	06/30/20
64231	06/29/20	P2014603	V022595	OFFICE SOLUTIONS BUSINESS PROD	31	0	31	06/29/20
68120	09/13/19	P2003126	V012136	SPX CORPORATION	33,356	0	33,356	09/13/19
					56,803	18,262	38,060	

** Account Total **

SORT ORDER: SPECOBJ within SECTION within FUND

SELECT SECTION CODE: 34700,34800
 BUDGET: DEPARTMT REQST; SPECOBJ AND BUDGETS SHOWN; ALL of Fiscal Year

FUNDGRP	FUNDGRP Title	SECTION Description	SECTION Budget	This Month	Tp - Date	SECTION		Director	Comm% Avail%
						Before	Open		
515	TRANSIT FUND	TRANSIT-STAGELINE-GEN P	34800			Commitments	Balance	Exp%	Comm% Avail%
44015	INTEREST INCOME-PROPRIETAR			0	-1,113	1,113	1,113		
44220	TROLLEY RENTAL-TRANSIT		14,000	0	13,900	100	100	99.3	0.7
44300	ADVERTISING INCOME		35,000	0	34,910	90	0	90	0.3
45031	1/2 % SALES TAX-MEAS C		1187,000	-41,531	1040,787	146,213	146,213	87.7	12.3
45038	OTHER GRANTS-CAP			-58,481	20,000	-20,000	0		
45061	LTF-ARTICLE 4 TRANSIT		1641,000	1592,700	1592,700	48,300	48,300	97.1	2.9
45066	STATE TRANSIT ASSISTANCE		438,600	-230,502	0	438,600	438,600		100.0
45072	SBI STATE OF GOOD REPAIR		369,000	161,674	201,476	167,524	167,400	54.6	45.4
45073	LOW CARBON TRANSIT OPERATI		700,000	0	0	700,000	700,000		100.0
46501	STAGE LINE FARES		60,000	3	53,089	6,911	6,911	88.5	11.5
46505	BUS FARE PASSES		4,100	48	4,383	-283	-283	106.9	Over
46506	METRO PASS		39,000	741	13,112	25,888	25,888	33.6	66.4
47902	MISCELLANEOUS RECEIPTS			77	77	-77	-77		
61000	SALARIES REGULAR		832,200	54,642	617,559	214,641	214,641	74.2	25.8
61160	ACTING/OUT OF CLASS PAY			0	27	-27	-27		
61200	OVERTIME REGULAR		22,000	650	20,310	1,690	1,690	92.3	7.7
61207	OVERTIME-CALLOUT		5,000	293	4,039	961	961	80.8	19.2
61216	CTO BUYBACK		6,000	0	1,594	4,406	4,406	26.6	73.4
61300	EXTRA HELP		370,000	30,758	335,987	34,013	34,013	90.8	9.2
62001	RETIREMENT-MISC		164,000	10,805	117,178	46,822	46,822	71.4	28.6
62004	DEFERRED COMP CONTRIBUTION		11,600	559	7,057	4,543	4,543	60.8	39.2
62005	WORKER'S COMPENSATION		62,400	5,239	54,023	8,377	8,377	86.6	13.4
62006	HEALTH BENEFIT PLAN		221,700	15,307	171,199	50,502	50,502	77.2	22.8
62007	MEDICARE		12,200	973	10,335	1,865	1,865	84.7	15.3
62010	SICK LEAVE INCENTIVE		10,000	0	7,573	2,427	2,427	75.7	24.3
62011	SOC SEC/PERS-EXTRA HELP		78,300	5,499	63,190	15,110	15,110	80.7	19.3
62012	OTHER BENEFITS		2,300	210	2,300	0	0	100.0	
62013	Workers Comp-EH		42,200	3,864	41,739	461	461	98.9	1.1
62014	HEALTH INS REBATE		5,600	462	5,544	56	56	99.0	1.0
63004	VEHICLE ALLOWANCE		11,600	708	8,615	2,985	2,985	74.3	25.7
63009	FLEET ADMIN CHARGES		73,500	5,278	63,600	9,900	9,900	86.5	13.5
63010	FLEET CHARGES-ACTUAL BASIS		427,100	39,427	381,256	45,844	45,844	89.3	10.7
63205	TELEPHONE-COMM SERVICES		30,000	1,724	8,339	21,661	21,661	27.8	72.2
63304	MARKETING SERVICES		18,000	206	18,828	-828	-946	104.6	0.7
63315	OTHER SERVICES		70,000	3,253	51,829	18,171	17,994	74.0	25.7
63316	TRANSIT SERVICES		293,000	272,145	272,213	20,787	20,787	92.9	7.1
63350	TEMP PERSONNEL SERVICES		5,500	0	0	5,500	5,500		100.0
63390	CREDIT CARD CHARGES		700	137	870	-170	-170	124.2	Over
64107	RESOURCE MATERIALS		25,000	0	0	25,000	25,000		100.0
64231	MISCELLANEOUS SUPPLIES COV			9,570	14,867	-14,867	-14,867		
65001	TRAVEL-CONFERENCES		8,000	0	3,391	4,609	4,609	42.4	57.6
65102	TRAINING-CLASSES & SEMINAR		3,000	0	0	3,000	3,000		100.0
65201	MEMBERSHIP/ASSOCIATION DUE		400	0	0	400	400		100.0
66001	GENERAL ADMINISTRATION CHA		94,000	7,370	88,000	6,000	6,000	93.6	6.4
66003	GENERAL SERVICE CHARGES		315,600	24,060	288,500	27,100	27,100	91.4	8.6
66005	PROPERTY & LIABILITY INS C		48,900	4,980	60,200	-11,300	-11,300	123.1	Over

SORT ORDER: SPECOBJ within SECTION within FUND

SELECT SECTION CODE: 34700,34800
 BUDGET: DEPARTMT REQST; SPECOBJ AND BUDGETS SHOWN; ALL of Fiscal Year

FUNDGRP	FUNDGRP Title	SECTION	Budget	This Month	Tp - Date	Before	Open	Balance	Exp%	Comm%	Aval%
515	TRANSIT FUND	34800									
SPECOBJ	SPECOBJ Description					Commitments	Commitments				
68120	OTHER CAPITAL OUTLAY		4487,700	1424,730	413,038	-413,038	33,356	-446,395			
**	TOTAL REVENUE **			2973,322	2973,322	1514,378	124	1514,254	66.3		33.7
**	TOTAL EXPENSES **		3269,800	525,749	3133,200	136,600	35,329	101,271	95.8	1.1	3.1
**	REVENUE - EXPENSE **		1217,900	898,981	-159,878	1377,778	-35,205	1412,983	-13.1	-2.9	116.0
FUND	TRANSIT FUND		TOTALS **								
**	TOTAL REVENUE **			1196,103	6253,821	-6253,821	124	-6253,945			
**	TOTAL EXPENSES **		6877,000	771,603	6450,318	426,682	73,388	353,293	93.8	1.1	5.1
**	REVENUE - EXPENSE **		-6877,000	424,500	-196,498	-6680,502	-73,264	-6607,238	2.9	1.1	Over

SORT ORDER: SPECOBJ within SECTION within FUND

SELECT SECTION CODE: 34700,34800
 BUDGET: DEPARTMT REQST; SPECOBJ AND BUDGETS SHOWN; ALL of Fiscal Year

FUNDGRP	FUNDGRP Title	SECTION	SECTION Title	Director											
515	TRANSIT FUND	34800	TRANSIT-STAGELINE-GEN P												
SPECOBJ	SPECOBJ Description	Budget	This Month	Tp - Date	Before Commitments	Open Commitments	Balance	Exp%	Comm%	Aval%					
**	GRAND TOTAL REVENUE **	8440,800	1196,103	6253,821	2186,979	124	2186,855	74.1		25.9					
**	GRAND TOTAL EXPENSE **	6877,000	771,603	6450,318	426,682	73,388	353,293	93.8	1.1	5.1					
**	REVENUE - EXPENSE **	1563,800	424,500	-196,498	1760,298	-73,264	1833,562	-12.6	-4.7	117.3					

SORT ORDER: SPECOBJ within SECTION within FUND

SELECT SECTION CODE: 34700,34800
 BUDGET: DEPARTMT REQST; SPECOBJ AND BUDGETS SHOWN; ALL of Fiscal Year

SECTION		SECTION Description		Director		
34800	PEID	PE Name	Original Amount	Liquidating Expenditure	Current Amount	Last Active
=====						
TRANSIT-STAGELINE-GEN PUBLIC						
=====						
SPECOBJ	Ref Date	Reference	PEID	PE Name	Original Amount	Last Active
44220	06/30/20	P2013622	T03015	CORNWALL, KEVIN	250	0 06/30/20
45072	06/30/20	P2014586	V022961	R F MACDONALD CO INC	124	124 06/30/20
63205	05/29/20	P2013058	06043	FRESNO MOBILE RADIO	371	371* 0 06/03/20
63205	06/15/20	P2013803	V021845	DYNAMITE CAR AUDIO	945	982* 0 06/17/20
63205	06/29/20	P2014482	06043	FRESNO MOBILE RADIO	371	371* 0 06/30/20
63304	06/09/20	P2013446	V022884	TIMBERLAKE, JEFFERY	46	46* 0 06/10/20
63304	06/18/20	P2014001	V013150	ADVERTISING SPECIALTIES & EMBR	74	74 06/18/20
63304	06/29/20	P2014497	V022496	QUINONEZ, SELENA	45	45 06/29/20
63304	06/29/20	P2014560	V001132	CALIF STATE BOARD OF EQUAL-DO	149	160* 0 06/30/20
63315		P2014560	V021734	FIRST BANKCARD / FIRST NATIIONA	0	11* 0 06/30/20
63315		P2100272	V021352	LOZANO SMITH LLP	0	123* 0 06/30/20
63315		P2100558	V022629	32 BELOW ICE	0	74* 0 06/30/20
63315		P2100559	V022629	32 BELOW ICE	0	74* 0 06/30/20
63315		P2100560	VPC0013	HANCE, AMY	0	24* 0 06/30/20
63315		P2100862	V021352	LOZANO SMITH LLP	0	431* 0 06/30/20
63315	10/08/19	P2003953	V017894	B&H PHOTO VIDEO	560	560* 0 06/30/20
63315	10/09/19	P2004176	V021734	FIRST BANKCARD / FIRST NATIIONA	-177	0* 0 06/30/20
63315	12/20/19	P2006993	V022595	OFFICE SOLUTIONS BUSINESS PROD	45	45* 0 06/30/20
63315	04/07/20	P2011105	V022595	OFFICE SOLUTIONS BUSINESS PROD	80	80* 0 06/03/20
63315	05/27/20	P2012981	V022943	MEDIC FIRST AID INTERNATIONAL	17	17* 0 06/03/20
63315	05/27/20	P2012982	V022943	MEDIC FIRST AID INTERNATIONAL	35	35* 0 06/03/20
63315	05/29/20	P2013059	V009859	AMERIPRIDE VALLEY UNIFORM SERV	61	61* 0 06/03/20
63315	06/02/20	P2013163	VPC0013	HANCE, AMY	5	5* 0 06/03/20
63315	06/02/20	P2013214	V022629	32 BELOW ICE	74	74* 0 06/03/20
63315	06/02/20	P2013215	V022629	32 BELOW ICE	147	147* 0 06/03/20
63315	06/02/20	P2013270	V022595	OFFICE SOLUTIONS BUSINESS PROD	52	52* 0 06/10/20
63315	06/02/20	P2013277	V022908	ABC MEDICAL SERVICES	62	62* 0 06/10/20
63315	06/04/20	P2013305	V021734	FIRST BANKCARD / FIRST NATIIONA	19	19* 0 06/10/20
63315	06/09/20	P2013417	V021734	FIRST BANKCARD / FIRST NATIIONA	18	18* 0 06/10/20
63315	06/09/20	P2013509	V019649	ZONAR SYSTEMS INC	193	193* 0 06/10/20
63315	06/15/20	P2013791	V022595	OFFICE SOLUTIONS BUSINESS PROD	99	99* 0 06/24/20
63315	06/15/20	P2013799	V021721	UNITED JANITORIAL SERVICE	300	300* 0 06/17/20
63315	06/15/20	P2013800	V009859	AMERIPRIDE VALLEY UNIFORM SERV	61	61* 0 06/17/20
63315	06/16/20	P2013912	V022629	32 BELOW ICE	110	110* 0 06/24/20
63315	06/16/20	P2013918	V022629	32 BELOW ICE	110	110* 0 06/24/20
63315	06/18/20	P2014000	V022943	MEDIC FIRST AID INTERNATIONAL	11	11 06/18/20
63315	06/23/20	P2014199	V009859	AMERIPRIDE VALLEY UNIFORM SERV	74	74* 0 06/24/20
63315	06/23/20	P2014213	V022595	OFFICE SOLUTIONS BUSINESS PROD	82	82 06/23/20
63315	06/29/20	P2014499	V021721	UNITED JANITORIAL SERVICE	85	85 06/29/20
63315	06/29/20	P2014606	V022582	TECHTRONIX	808	808* 0 06/30/20
63315	06/30/20	P2009571	V023034	BATTERY MART OF WINCHESTER INC	3,797	2,474* 0 06/30/20
63315	06/30/20	P2010697	08219149306	VILLACANA, JUAN.O.....	15	0* 0 06/30/20
63315	06/30/20	P2014484	V021721	UNITED JANITORIAL SERVICE	300	0* 0 06/30/20
64231		P2100236	V016213	SNOWFLAKE DESIGNS	0	200* 0 06/30/20
64231		P2100560	VPC0013	HANCE, AMY	0	13* 0 06/30/20
64231		P2100678	V010167	AQUAZYME OF CENTRAL CALIFORNIA	0	313* 0 06/30/20

THU, NOV 12, 2020, 8:49 AM --req: CALVINC---leg: GL JC--loc: FINANCE---job:2721597 J20850---prog: GL515 <1.77>--report id: GLENST01

SELECT SECTION CODE: 34700,34800
 BUDGET: DEPARTMT REQST; SPECOBJ AND BUDGETS SHOWN; ALL of Fiscal Year

SECTION Description Director
 34800 TRANSIT-STAGELINE-GEN PUBLIC

SPECOBJ	Ref Date	Reference	PEID	PE Name	Original Amount	Liquidating Expenditure	Current Amount	Last Active
64231	05/18/20	P2012679	V023087	DUMONT PRINTING INC	5,000	4,946*	0	06/17/20
64231	05/27/20	P2012953	V011887	ALPHAGRAPHS	62	55*	0	06/03/20
64231	05/27/20	P2012983	V017383	FOCUS PACKAGING & SUPPLY COMPA	86	86*	0	06/03/20
64231	05/29/20	P2013056	V011887	ALPHAGRAPHS	175	173*	0	06/10/20
64231	06/04/20	P2013282	V010167	AQUAZYME OF CENTRAL CALIFORNIA	313	313*	0	06/10/20
64231	06/09/20	P2013417	V021734	FIRST BANKCARD / FIRST NATIONA	87	87*	0	06/10/20
64231	06/10/20	P2013584	V011887	FIRST BANKCARD / FIRST NATIONA	751	751*	0	06/10/20
64231	06/18/20	P2014032	V017383	ALPHAGRAPHS	74	74*	0	06/17/20
64231	06/23/20	P2014197	V011887	FOCUS PACKAGING & SUPPLY COMPA	216	216*	0	06/24/20
64231	06/23/20	P2014201	V017383	ALPHAGRAPHS	1,077	0	1,077	06/23/20
64231	06/23/20	P2014205	V013150	FOCUS PACKAGING & SUPPLY COMPA	83	83*	0	06/24/20
64231	06/23/20	P2014213	V022595	ADVERTISING SPECIALTIES & EMBR	475	0	475	06/23/20
64231	06/23/20	P2014282	V013150	OFFICE SOLUTIONS BUSINESS PROD	37	0	37	06/23/20
64231	06/24/20	P2014309	V022595	ADVERTISING SPECIALTIES & EMBR	1,011	1,011*	0	06/24/20
64231	06/29/20	P2014550	V021734	OFFICE SOLUTIONS BUSINESS PROD	56	0	56	06/24/20
64231	06/29/20	P2014560	V021734	FIRST BANKCARD / FIRST NATIONA	1,016	1,100*	0	06/30/20
64231	06/29/20	P2014603	V022595	FIRST BANKCARD / FIRST NATIONA	90	149*	0	06/30/20
68120	09/13/19	P2003126	V012136	OFFICE SOLUTIONS BUSINESS PROD	31	0	31	06/29/20
68120	06/30/20	P1910854	V022832	SPX CORPORATION	33,356	0	33,356	09/13/19
68120	06/30/20	P1913018	V022832	PHOENIX MOTORCARS LEASING LLC	347,837	307,445*	0	06/30/20
68120	06/30/20	P1913018	V022832	PHOENIX MOTORCARS LEASING LLC	5,393	0*	0	06/30/20

** Account Total ** 406,644 325,086 35,453

```

:JOB GLRESR15,IUSR FIN.JOB
PRIORITY=DS; INPRI=8; TIME=UNLIMITED SECONDS
JOB NUMBER = #J20850
Transport COPYRIGHT 1989-2012 SunGard Public Sector
All Rights Reserved
:SETJCW JCW 0
:export MPE_JOBNAME=GLRESR15
:FILE LP=GLRESR15;dev=workflow,08,01
:FILE FP=GLRESR15;dev=workflow,08,01
:CONTINUE
:BUILD RUNREQ;REC=-80,16,F,ASCII;DISC=200;TEMP
:CONTINUE
:BUILD USERID;REC=-512,1,F,ASCII;DISC=1;TEMP
:FILE USERID;SHR
:CONTINUE
:BUILD RUNDESC;REC=-80,16,F,ASCII;DISC=200,10;TEMP
:CONTINUE
:BUILD TELLUSER;REC=-80,16,F,ASCII;TEMP
:RUN /sungard/production/finance/job/prog/nu020.gnt
Begin NU020 <1.18>

```

R U N R E Q U E S T R E P O R T

```

Client Name       : City of Clovis
User ID          : CALVINC
User Name        : Calvin Campbell
User Description  : Finance Accountant
User Location Code : FINANCE
User Manager Code : USER
User Hours Code  : @@
User No         : 1946
User Job Request Date: 11/12/20
User Job Request Time: 08:48:36
User Job Start Date : 11/12/20
User Job Start Time : 08:48:39
IFAS Job Number  : 02721597

```

```

RUN REQUEST DESCRIPTION                    USER SELECTION
=====
                                         System : General Ledger
                                         General Ledger Function : Reports
                                         Type of report : Classic Standard Reports
                                         Standard Report : Acct. Dir.s GL/EN Summary
Manner of producing report : Acct. Director GL/EN Summary-L
                                         Single Fiscal Year : YES
                                         Report Definition File : GL508DEF
                                         Sort Fields : 00
                                         Report Date : 06/30/2020
Type of Selection Criteria : 01
                                         SECTION Sel Cri : 01
                                         SECTION Codes : 34700,34800
                                         Budget Version : DR
                                         Budget Level : SPOB
                                         Total level : 00
                                         Ledger Side : GL
                                         LP Copies, Name, Pri : 01ARCHIVE 08
                                         Suppress Zero Balances : YES
                                         Encumbrance Status : IN
                                         Pre Encumbrances : YES
Print Prior Zero Balance POS : NO
                                         Report Base : AC
                                         Budget period : YR
Include TI as RV and TO as XP : NO

```

```

End NU020 <1.18>
END OF PROGRAM
:PURGE WORKSORT,TEMP
File "!" not found. No purge done. (CIWARN 383)
:PURGE ENSUMMARY,TEMP
File "!" not found. No purge done. (CIWARN 383)
:FILE REPDEF=GL508DEF.RDF.JOB;SHR
:RUN /sungard/production/finance/job/prog/gl110.gnt

```

Begin GL110 <2.81> THU, NOV 12, 2020, 8:48 AM OS /16.2

Begin GL010 <1.57> THU, NOV 12, 2020, 8:48 AM OS /16.2
Optimize based on SECTION CODE

Processing GL
GL010 <1.57> >SQL - GLRESR15JB



2223 G Street
Fresno, California 93706
(559) 621-RIDE
www.fresno.gov

DEPARTMENT OF TRANSPORTATION
FRESNO AREA EXPRESS • FLEET • HANDY RIDE

Gregory Barfield, Director

July 7, 2020

Shonna Halterman, General Services Director
City of Clovis
155 N. Sunnyside
Clovis, CA 93611

Dear Ms. Halterman:

This Letter of Agreement is being sent to the City of Clovis in accordance with Section 6 of the 2018 contract which states that Schedule A shall be updated annually, (Schedule A, as updated, is attached for your reference). Effective July 1, 2020 through June 30, 2021, the total cost to the City of Clovis for services provided by Fresno Area Express will be Two Hundred Eighty Four Thousand, Nine Hundred Twenty Dollars and Twelve Cents (\$284,920.12).

If you have any questions concerning this Letter of Agreement, or need additional information, please contact me at 621-1441 at your earliest convenience. Please have the documents executed by Luke Serpa, City Manager, and return two (2) fully executed copies to my attention.

Sincerely,

A handwritten signature in black ink, appearing to read "Belinda McMillan Haener".

Belinda McMillan Haener
Administrative Manager

CARRIER NAME City of Clovis-Public Transit	CA NUMBER 43134	LOC. CODE 435	SUBAREA 05
STREET ADDRESS, CITY, STATE, ZIP CODE 155 N. Sunnyside, Clovis, CA. 93611	PHONE NUMBER (559) 324-2770	DATE 10/13,14,15/2020 & 11/6/20	
CARRIER REPRESENTATIVE Bethany Berube	TITLE Transit Supervisor	TIME IN	TIME OUT
INSPECTION LOCATION (if other than the carrier's principal place of business)	U.S. DOT NUMBER	MC NUMBER	

On this date, the above named motor carrier was inspected by the California Highway Patrol. The inspection evaluated the carrier's compliance with the following requirements:

CONTROLLED SUBSTANCES & ALCOHOL TESTING PROGRAM [VC 34520 & 49 CFR 382]

OTHER: _____

REMARKS

Carrier is currently enrolled in a Random DOT Controlled Substance and Alcohol testing program with:

Preferred Alliance, Inc
16960 Harlan Road
Lathrop, CA. 95330
877-272-5227


Called and verified enrollment with Annette.

As a result of the inspection noted above, this carrier was assigned a compliance rating of UNSATISFACTORY
This rating applies only to carrier requirements - Terminals are rated separately.


RATING HISTORY 1 <u>S</u> 2 <u>S</u> 3 <u>S</u> 4 <u>U</u>	NO. OF RECORDS INSPECTED 39	NO. OF VIOLATIONS 1	CHP 345 ISSUED <input checked="" type="checkbox"/>	SUSPENSE DATE <input checked="" type="checkbox"/> Auto <input type="checkbox"/> None	CHP 100D COLUMN NO.
INSPECTED BY (Name) C Jones	ID NUMBER A13502	CARRIER TYPE <input type="checkbox"/> Truck <input checked="" type="checkbox"/> Bus			

MOTOR CARRIER CERTIFICATION

I hereby certify that all violations recorded hereon and on the attached pages (2 through 8) will be corrected in accordance with applicable provisions of the California Vehicle Code and the California Code of Regulations. I understand that I may request a review of an unsatisfactory rating by contacting the CENTRAL Division Motor Carrier Safety Unit Supervisor at 559-453-3130 within 5 calendar days of the rating.

CARRIER REPRESENTATIVE'S PRINTED NAME Bethany Berube	TITLE Transit Supervisor	DRIVER LICENSE NUMBER	STATE
CARRIER REPRESENTATIVE'S SIGNATURE 	CURRENT CARRIER RATING UNSATISFACTORY	DATE 11/06/2020	

California Highway Patrol

	US DOT # 2808119	Legal: CITY OF CLOVIS-PUBLIC TRANSIT Operating (DBA): CLOVIS TRANSIT				
MC/MX #:		State #: 43134	Federal Tax ID: 94-6000311 (EIN)			
Review Type: Non-ratable Review - Special Study						
Scope: Terminal		Location of Review/Audit: Company facility in the U. S.		Territory:		
Operation Types		Interstate	Intrastate			
Carrier: N/A			Non-HM	Business: Corporation		
Shipper: N/A				Gross Revenue:		
Cargo Tank: N/A				for year ending:		
Company Physical Address:						
155 N SUNYSIDE AVE CLOVIS, CA 93611						
Contact Name: Bethany Berube						
Phone numbers: (1) 559-324-2770 (2) Fax						
E-Mail Address: bethanyb@cityofclovis.com						
Company Mailing Address:						
155 N SUNYSIDE AVE CLOVIS, CA 93611						
Carrier Classification						
Other: INTRASTATE						
Cargo Classification						
Passengers						
Equipment						
	Owned Term Leased Trip Leased			Owned Term Leased Trip Leased		
Motor Coach	30	0	0			
Power units used in the U.S.: 30						
Percentage of time used in the U.S.: 100						
Does carrier transport placardable quantities of HM? No						
Is an HM Permit required? N/A						
Driver Information						
	Inter	Intra	Average trip leased drivers/month: 0			
< 100 Miles:	39		Total Drivers: 39			
>= 100 Miles:			CDL Drivers: 39			





CLOVIS TRANSIT (CITY OF CLOVIS-PUBLIC TRANSIT dba) - Terminal

U.S. DOT #: 2808119

State #: 43134

Review Date:

11/06/2020

Part A

QUESTIONS regarding this report may be directed to the Central Division
Motor Carrier Safety Unit at:

5435 East Olive Ave
Fresno, CA 93727
559-453-3130

This TERMINAL REVIEW deals only with safety compliance at this terminal.

Person(s) Interviewed

Name: Bethany Berube

Title: Transit Supervisor

Name:

Title:





CLOVIS TRANSIT (CITY OF CLOVIS-PUBLIC TRANSIT dba) - Terminal

U.S. DOT #: 2808119

State #: 43134

Review Date

11/06/2020

Part B Violations

1 STATE	Primary: 34520(a)CVC CFR Equivalent: 40.25(i)	Discovered 1	Checked 39	Drivers/Vehicles In Violation 1	Checked 39
------------	--	-----------------	---------------	---------------------------------------	---------------

Description

Carrier failed to maintain a record of information obtained from previous employers and/or failed to document the good-faith effort(s) in trying to obtain information.

Example

Carrier failed to maintain a record of information obtained from previous employers and/or failed to document the good-faith effort(s) in trying to obtain information for Adam Michael De La Torre. Previous employer is Lane Transit District.

Hire Date: 3/16/2020

Adam Michael De La Torre has a time record for 9/30/2020 indicating he operated a commercial vehicle for City of Clovis-Public Transit for 8.45 hours.

Safety Fitness Rating Information:

Total Miles Operated	100,001
Recordable Accidents	0

OOS Vehicle (CR):	0
Number of Vehicle Inspected (CR):	0
OOS Vehicle (MCMIS):	0
Number of Vehicles Inspected (MCMIS):	0

Your proposed safety rating is :

This Review is not Rated.





CLOVIS TRANSIT (CITY OF CLOVIS-PUBLIC TRANSIT dba) - Terminal

U.S. DOT #: 2808119

State #: 43134

Review Date:

11/06/2020

Part B Requirements and/or Recommendations

1. Ensure carrier performs previous employer inquiries from all Department of Transportation regulated employers that employed the driver(s) in the previous three years
2. Prohibit Adam Michael De La Torre from performing safety sensitive functions before the previous employer(s) inquiry(s) are performed.
3. In accordance with 13 CCR 1233, this terminal has been rated UNSATISFACTORY at this time for:

Not make a good-faith effort to obtain information regarding any positive drug and/or alcohol activity from previous employer(s) prior to hiring a driver or covered employee.

4. A re inspection will be conducted within 120 days of the date of the inspection. The California Highway Patrol will attempt to contact your company within the 120 day period to schedule the re inspection. It is the motor carrier's responsibility, however, to ensure that all required records are made available for the re inspection, and that the re inspection is conducted within the allotted time frame. Failure to pass a re inspection may result in a recommendation to suspend your Motor Carrier of Property Permit. This may be in addition to any other enforcement action deemed necessary by the California Highway Patrol.





CLOVIS TRANSIT (CITY OF CLOVIS-PUBLIC TRANSIT dba) - Terminal

U.S. DOT #: 2808119

State #: 43134

Review Date:

11/06/2020

Part C

Reason for Review: Other CSAT

Planned Action: Compliance Monitoring

Parts Reviewed Certification:

325 382 383 387 390 391 392 393 395 396 397 398 399 171 172 173 177 178 180

Prior Reviews

Prior Prosecutions

Reason not Rated: Special Study

Study Code: CA

10/29/2019

10/2/2018

10/1/2018

Unsat/Unfit Information

Is the motor carrier of passengers subject to the safety fitness procedures contained in 49 CFR part 385 subpart A, AND does it transport passengers in a commercial motor vehicle?

Yes - Intrastate

Does carrier transport placardable quantities of hazardous materials?

Unsat/Unfit rule:

Not Applicable

Corporate Contact: Bethany Berube

Corporate Contact Title: Transit Supervisor

Special Study Information:

Remarks:

CARRIER NAME: City of Clovis-Public Transit CA # - 43134

Carrier Address: 155 N Sunnyside, Clovis, CA. 93611

RATING INFORMATION:

In accordance with 13 CCR 1233, this carrier has been rated UNSATISFACTORY at this time.

UNSATISFACTORY RATING

As a result of the inspection findings above, and documented in Part B of this report, this carrier has been rated unsatisfactory due to: failure to make a good faith attempt to obtain information regarding drug and/or alcohol activity from previous employers prior to utilizing a driver.

ADDITIONAL INFORMATION:

Carrier is currently enrolled in a DOT Random Controlled Substance and Alcohol Testing Program with:

Preferred Alliance, Inc
16960 Harlan Road
Lathrop, CA. 95330
877-272-5227

Called and verified enrollment with Annette





CLOVIS TRANSIT (CITY OF CLOVIS-PUBLIC TRANSIT dba) - Terminal

U.S. DOT #: 2808119

State #: 43134

Review Date:

11/06/2020

Part C

Upload Authorized:	Yes	No	
Authorized by:			Date:
Uploaded:	Yes	No	Failure Code:
Verified by:			Date:



INSPECTION DATE
 10/13/14/15/20 & 11/6/20

TERMINAL NAME City of Clovis--Public Transit	CARRIER NAME (IF DIFFERENT)
ADDRESS 155 N. Sunnyside, Clovis, CA. 93611	PRINCIPAL (OWNERSHIP)

The motor carrier terminal named above was inspected this date and has been rated UNSATISFACTORY. This is the 1st unsatisfactory rating. As indicated on the accompanying Carrier Inspection/Safety Compliance Report, the principal areas of noncompliance are: (Carrier is to initial spaces beside each box checked.)

- Maintenance Program/Records Pull-Notice Program Hazardous Materials
 Driver Records/Hours of Service Vehicles/Tanks/Containers Drug & Alcohol Test Program

You are advised that:

- Failure to correct the noted deficiencies and to upgrade compliance to satisfactory before the next inspection (see below) may result in action number(s) 1,4,5,6 below by this Department.
 As a result of the inspection findings indicated above, this Department will initiate action number(s) _____ below without further notice. You may, within 5 business days of this notice, request a review of the inspection findings and the action(s) to be taken. To request a prompt and impartial review by the Division Special Services Commander, contact _____ Division at _____.
 1. A recommendation to the Department of Motor Vehicles (DMV) to suspend or revoke your motor carrier of property permit 43134 or private carrier of passengers certificate _____;
 Public Utilities Commission (PUC) to deny, suspend, or revoke your operating authority _____;
 Department of Consumer Affairs (DCA) to suspend, or revoke your operating authority _____.
 Carrier is placed on notice that the DMV/PUC/DCA will deny or suspend its permit, operating authority, or private carrier of passengers certificate on receipt of a written recommendation from the CHP, without further notice to the carrier. The DMV/PUC/DCA may thereafter revoke the carrier's permit, operating authority, or private carrier of passengers certificate.
 2. A recommendation to the Department of Toxic Substances Control for administrative action, to include possible suspension, denial, revocation or assessment of significant monetary penalties regarding Hazardous Waste Transporter Registration, Number _____
 3. Suspension or revocation of your Hazardous Materials Transportation License, Number _____;
 Inspection and Maintenance Station License, Number _____; or
 School Bus Contractor License, Number _____
 4. A complaint being filed with the District Attorney's office for prosecution. (A criminal or civil action may follow.)
 5. A recommendation to the Federal Motor Carrier Safety Administration for administrative action against your United States Department of Transportation registration.
 6. Other: Any administrative action deemed necessary by the department
 A reinspection is required in 120 days(s) tentatively scheduled in _____ day(s).
 After a recommendation has been forwarded to the DMV/PUC/DCA, no reinspection will be conducted for the purpose of operating authority or permit reinstatement until requested by the DMV/PUC/DCA.

If you desire further information concerning this notice, you may telephone the Central Division Motor Carrier Safety Unit at 559-453-3130

I acknowledge receipt and understanding of the above notice.

SIGNATURE	TITLE		
	Transit Supervisor		
NAME (PRINTED)	DRIVER LICENSE NUMBER	STATE	DATE
Bethany Berube			11/06/2020
ISSUED BY			I.D. NUMBER
C Jones			A13502

CLERK'S CERTIFICATE

I, Diana Stice, Deputy City Clerk of the City of Clovis, State of California, do hereby certify that the foregoing is a full, true and correct copy of Res. 20-162 duly approved and adopted by the City Council of the City of Clovis on the dates therein stated and as appears on file in my office.

IN WITNESS WHEREOF, I hereunto set my hand and affix the seal of the City of Clovis on January 4, 2021.



Diana Stice

Diana Stice, Deputy City Clerk

RECEIVED

JAN 08 2021

By: FRESNO COG

RESOLUTION 20-162

RESOLUTION OF THE CITY COUNCIL OF THE CITY OF CLOVIS
APPROVING SUBMISSION OF A CLAIM FOR FUNDS UNDER THE LOCAL
TRANSPORTATION FUND OF FRESNO COUNTY FOR FISCAL YEAR 2020-2021

WHEREAS, The City of Clovis is required to submit an annual transportation claim for the Local Transportation Fund of Fresno County for the fiscal year 2020-2021; and

WHEREAS, the Council of Fresno County Governments has the authority to review claims and allocate such funds in accordance with the Transportation Development Act of 1971 and Chapter 3 of Title 30 of the California Administrative Code; and

WHEREAS, the City of Clovis has approved the 2020-2021 Budget for expenditures for 2020-2021; and

WHEREAS, the Transportation Act of 1971 requires certain findings and declarations regarding transit needs and conformance with Article 8, Chapter 1400, Statutes 1971 and applicable rules and regulations.


NOW, THEREFORE, BE IT RESOLVED, that the City of Clovis hereby authorizes submittal of its Claim for Local Transportation Funds, attached as Attachment A of Attachment 1, in the amount of \$8,507,228 for purposes allowed under Articles 3, 4, 4.5, and 8 of the Transportation Act of 1971.

* * * * *


The foregoing resolution was introduced and adopted at a regular meeting of the City Council of the City of Clovis held on December 7, 2020 by the following vote, to wit.

AYES: Councilmembers Ashbeck, Flores, Mouanoutoua, Whalen, Mayor Bessinger
NOES: None.
ABSENT: None.
ABSTAIN: None.

DATED: December 7, 2020



Mayor



City Clerk

