

Staff Recommendation

Staff and the RTP Roundtable recommend

Scenarios A, B and C

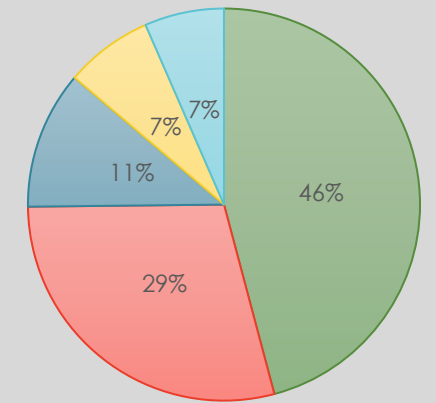
be selected for inclusion in the SCS

Results of Scenario Outreach

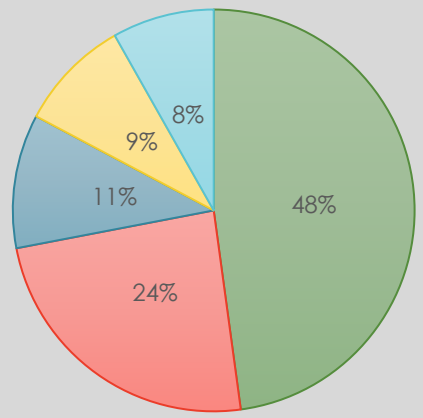
	Average Score	Median Score	Positive Scores	Strong Support (>80)	Strong Oppose (<20)
Scenario A	70.6	78	82%	46%	7%
Scenario B	70.1	78	79%	48%	8%
Scenario C	70.7	77	81%	47%	8%
Scenario D	68.8	72	78%	38%	3%
Scenario E	70.0	73	82%	42%	6%

- Strong support
- Support
- Neutral
- Oppose
- Strong Oppose

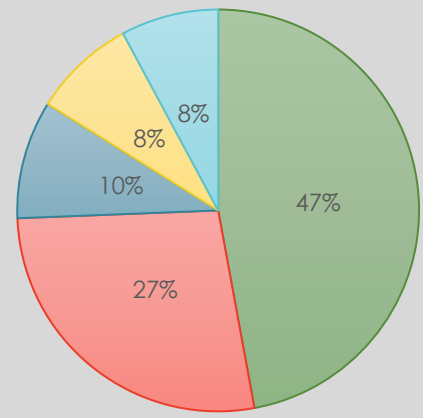
Scenario A
82% Positive



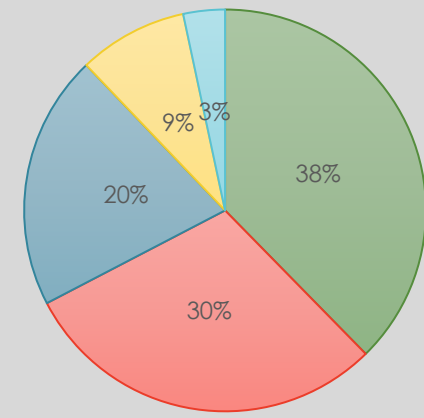
Scenario B
79% Positive



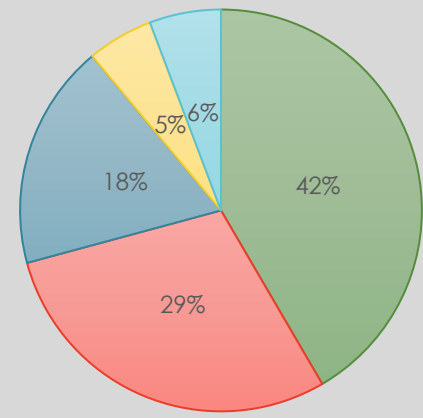
Scenario C
81% Positive



Scenario D
78% Positive



Scenario E
82% Positive



Observations

- Our goal is to choose **three Scenarios** for inclusion in the SCS
- By nearly every metric (average/median score, % support, etc.), Scenario D consistently received the least support from the survey participants
- By average score, median score, and share of respondents showing strong support, **Scenarios A, B and C** received the most public support
- By share of respondents giving positive feedback, **Scenarios A, C and E** received the most public support
- It is staff's opinion that **Scenarios B and E** will be the most effective at meeting greenhouse gas emission targets; between these two, Scenario B is more achievable, and Scenario E is more ambitious

Transportation Strategies

- Maintain existing streets and roads ●●●
- Enhance operational efficiency and TDM strategies ●○○
- Improve bike and pedestrian infrastructure ●●○
- Provide an efficient, reliable, and safe roadway system for movement of goods ●○○
- Improve transit and shared mobility ●●○
- Innovate and modernize travel and infrastructure ●●○
- Improve traffic safety ●●○
- Improve intra-modal accessibility and connectivity ●●●
- Improve transportation equity ●●●
- Decrease congestion ●○○

●○○ *Limited investment*
 ●●○ *Moderate investment*
 ●●● *Priority investment*

Land Use Strategies

- Limit growth footprint ●○○
- Support efficient land uses and livable communities ●●●
- Encourage equitable redevelopment ●●○
- Provide a range of housing options across different income levels ●●●
- Conserve resource land ●●○

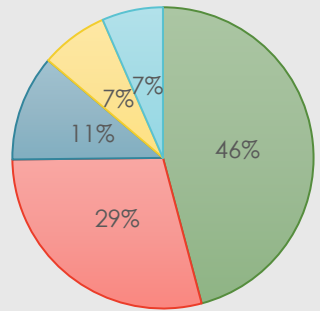
Other/Co-Benefit Strategies

- Encourage shifts away from SOV ●○○
- Increase climate resiliency ●●○
- Improve air quality ●●○
- Support work-from-home ●●○
- Improve economic, environmental, and public health outcomes for disadvantaged communities ●●●

Scenario A

Address equity and tailor transportation investments to meet the needs of transit-dependent communities.

Scenario A
82% Positive



■ Strong support ■ Support ■ Neutral
 ■ Oppose ■ Strong Oppose

Transportation Strategies

Maintain existing streets and roads ●●●

Enhance operational efficiency and TDM strategies ●●○

Improve bike and pedestrian infrastructure ●●○

Provide an efficient, reliable, and safe roadway system for movement of goods ●○○

Improve transit and shared mobility ●●●

Innovate and modernize travel and infrastructure ●●○

Improve traffic safety ●●○

Improve intra-modal accessibility and connectivity ●●●

Improve transportation equity ●●○

Decrease congestion ●○○

- *Limited investment*
- *Moderate investment*
- *Priority investment*

Land Use Strategies

Limit growth footprint ●●●

Support efficient land uses and livable communities ●●○

Encourage equitable redevelopment ●●○

Provide a range of housing options across different income levels ●○○

Conserve resource land ●●○

Other/Co-Benefit Strategies

Encourage shifts away from SOV ●●●

Increase climate resiliency ●●○

Improve air quality ●●○

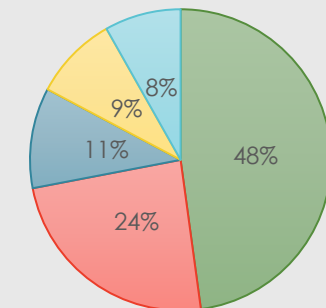
Support work-from-home ●○○

Improve economic, environmental, and public health outcomes for disadvantaged communities ●●○

Scenario B

Low-sprawl scenario that supports higher densities in urban centers to complement high-quality transit investments.

Scenario B
79% Positive



- Strong support
- Support
- Neutral
- Oppose
- Strong Oppose

Transportation Strategies

- Maintain existing streets and roads ●●●
- Enhance operational efficiency and TDM strategies ●○○○
- Improve bike and pedestrian infrastructure ●●○○
- Provide an efficient, reliable, and safe roadway system for movement of goods ●○○○
- Improve transit and shared mobility ●●○○
- Innovate and modernize travel and infrastructure ●●●
- Improve traffic safety ●○○○
- Improve intra-modal accessibility and connectivity ●●○○
- Improve transportation equity ●●○○
- Decrease congestion ●○○○

●○○○ *Limited investment*
 ●●○○ *Moderate investment*
 ●●● *Priority investment*

Land Use Strategies

- Limit growth footprint ●●●
- Support efficient land uses and livable communities ●●○○
- Encourage equitable redevelopment ●●○○
- Provide a range of housing options across different income levels ●○○○
- Conserve resource land ●●●

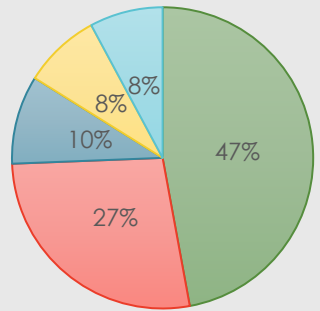
Other/Co-Benefit Strategies

- Encourage shifts away from SOV ●●○○
- Increase climate resiliency ●●●
- Improve air quality ●●●
- Support work-from-home ●●○○
- Improve economic, environmental, and public health outcomes for disadvantaged communities ●●○○

Scenario C

Envisions a future with clean air and climate resiliency, while promoting cleaner forms of transportation.

Scenario C
81% Positive



■ Strong support ■ Support ■ Neutral
 ■ Oppose ■ Strong Oppose

Transportation Strategies

- Maintain existing streets and roads ●●●
- Enhance operational efficiency and TDM strategies ●●○
- Improve bike and pedestrian infrastructure ●●●
- Provide an efficient, reliable, and safe roadway system for movement of goods ●●○
- Improve transit and shared mobility ●●○
- Innovate and modernize travel and infrastructure ●○○
- Improve traffic safety ●●●
- Improve intra-modal accessibility and connectivity ●○○
- Improve transportation equity ●○○
- Decrease congestion ●●○

●○○ *Limited investment*
 ●●○ *Moderate investment*
 ●●● *Priority investment*

Land Use Strategies

- Limit growth footprint ●●○
- Support efficient land uses and livable communities ●●●
- Encourage equitable redevelopment ●●○
- Provide a range of housing options across different income levels ●○○
- Conserve resource land ●●●

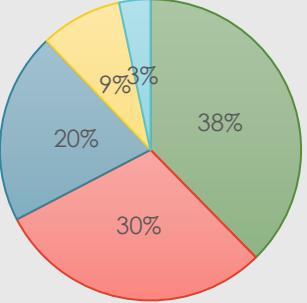
Other/Co-Benefit Strategies

- Encourage shifts away from SOV ●●○
- Increase climate resiliency ●●○
- Improve air quality ●●●
- Support work-from-home ●○○
- Improve economic, environmental, and public health outcomes for disadvantaged communities ●●○

Scenario D

The strategies in this scenario seek to reflect the prioritized values from the Fresno COG public survey.

Scenario D
78% Positive



■ Strong support ■ Support ■ Neutral
 ■ Oppose ■ Strong Oppose

Transportation Strategies

Maintain existing streets and roads ●●●

Enhance operational efficiency and TDM strategies ●○○

Improve bike and pedestrian infrastructure ●●○

Provide an efficient, reliable, and safe roadway system for movement of goods ●○○

Improve transit and shared mobility ●●○

Innovate and modernize travel and infrastructure ●●○

Improve traffic safety ●●○

Improve intra-modal accessibility and connectivity ●●○

Improve transportation equity ●●○

Decrease congestion ●○○

- *Limited investment*
- *Moderate investment*
- *Priority investment*

Land Use Strategies

Limit growth footprint ●●○

Support efficient land uses and livable communities ●●●

Encourage equitable redevelopment ●●●

Provide a range of housing options across different income levels ●●●

Conserve resource land ●●○

Other/Co-Benefit Strategies

Encourage shifts away from SOV ●●○

Increase climate resiliency ●●○

Improve air quality ●●○

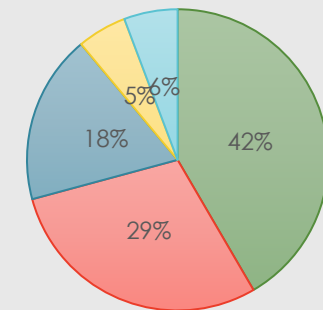
Support work-from-home ●●○

Improve economic, environmental, and public health outcomes for disadvantaged communities ●●○

Scenario E

Emphasis on land-use policies to encourage sustainable and equitable growth.

Scenario E
82% Positive



- Strong support
- Support
- Neutral
- Oppose
- Strong Oppose