

Enter Date: **7/6/2021**

Claimant Name: **City of Clovis**

TRANSPORTATION FUNDING CLAIM FOR FISCAL YEAR: 2021/22

Instructions: Please note that each page of this claim is a separate worksheet, please click through all tabs and complete. Also note that light yellow fields require an entry if applicable, light grey fields contain formulas that will automatically calculate based on corresponding entries. A date and claimant name field is at the top of the first page, and automatically repeats on following pages, (date should be formatted 00/00/0000)

When completed, please print, sign and send signed original via mail to:

Les Beshears, Director of Finance, Fresno Council of Governments, 2035 Tulare Street, Suite 201, Fresno, CA 93721

From: Applicant:	City of Clovis
Address:	1033 Fifth Street
City/State/Zip:	Clovis, CA 93612
Contact Phone/email:	Jay Schengel / 559-324-2113

This applicant is an eligible claimant pursuant to Section 99203 of the Public Utilities Code and certifies that the following transportation funds are available to be claimed:

Local Transportation Fund

Apportionment:	\$ 5,086,198
Unexpended, Held by Claimant:	\$ 3,714,095
County 4.5 Contribution	\$ 13,634
County Contract for Tarpey Roundup:	\$ 88,781

State Transit Assistance Fund

Estimate:	\$ 923,791
Other Agency:	

Other


Audit Exception/Impairment (required General Fund Payback):	
Other:	

Nine million eight hundred twenty-six thousand four hundred ninety-nine	TOTAL
	\$ 9,826,499

spell out total amount in above cell

for the purposes and respective amounts specified in the attached claim be drawn from the Local Transportation Fund and State Transit Assistance Fund.

Please print and sign after completing form

Authorized Signature: 

Name/Title: **Luke Serpa, City Manager**

Date: **8/2/2021**



Enter Date: **7/6/2021**

Claimant Name: **City of Clovis**

TRANSPORTATION FUNDING CLAIM DETAIL FOR FISCAL YEAR: 2021/22

PURPOSE	AMOUNT	SUBTOTAL
1. Bicycle & Pedestrian Facilities:		
Article 3:	\$ 101,817	
Article 8a:		
Audit Exceptions (General Fund Payback);		
Unexpended Funds, Held by Claimant:		
		\$ 101,817
2. Regional Transportation Planning:		
	\$ 142,187	\$ 142,187
3. Public Transportation		
Article 4:	\$4,299,009	
Article 8c:		
Tarpey Roundup County Contract:	\$ 88,781	
Other Agency:		
State Transit Assistance Funds (STA):	\$ 923,791	
Audit Exceptions (General Fund Payback):		
Unexpended Funds, Held by Claimant:	\$ 3,714,095	
		\$9,025,676
4. Community Transit Service CTSA, Article 4.5:		
	\$ 258,434	\$ 258,434
5. To Be Claimed By:		
FAX Contract:	\$ 298,385	
		\$ 298,385
GRAND TOTAL		\$ 9,826,499
Claim Total Must Agree With Total on First Page		\$ 9,826,499
Minus All Unexpended Funds not used for Transit Claims		\$ 3,714,095
GRAND TOTAL PAYABLE TO CLAIMANT		\$ 6,112,404

Allocation instructions and payment by the Fresno County Auditor-Controller to the applicant is subject to such monies being available for distribution, and to the provisions that such monies will be used only in accordance with the rules and regulations of the Transportation Development Act.

Enter Date: **7/6/2021**

Claimant Name: **City of Clovis**

BICYCLE AND PEDESTRIAN FACILITIES FOR FISCAL YEAR: 2021/22

Two percent (2%) of the claimant's Local Transportation Fund apportionment must be spent on bicycle and pedestrian facilities (PUC 99233.3 and 99234); such claims are to be filed as Article 3. Claims for projects in excess of 2% may be filed as Article 8a (PUC 99400(a)). If other funding is to be used with Local Transportation Funds to implement projects, such funding should be shown on the claim form.

PROJECT TITLE & BRIEF DESCRIPTION	PROJECT COST
-----------------------------------	--------------

Various Bicycle & Pedestrian Facilities throughout the claimant's jurisdiction:	\$ 101,817.00
---------------------------------------------------------------------------------	---------------

AND/OR:

Other - describe briefly if applicable:	\$ -
Other - describe briefly if applicable:	\$ -
Other - describe briefly if applicable:	\$ -
TOTAL PROJECT COSTS	\$ 101,817.00

Enter Date: **7/6/2021**

Claimant Name: **City of Clovis**

PUBLIC AND SPECIALIZED TRANSPORTATION SERVICE CLAIM FOR OPERATING AND CAPITAL EXPENSES FY: 2021/22

GENERAL TRANSPORTATION SERVICE PROPOSED 2021/22	PROJECT COSTS	TOTALS
-------------------------------------------------	---------------	--------

(Information needed per PUC 99266, which states no moneys may be allocated in excess of 15% above preceding year unless claim is accompanied by supporting documentation)

TOTAL PROJECT COSTS		\$ 3,559,212.00	
Prior Year	\$ 4,681,973.00		
Percentage Change	-24%		
	<i>less than prior year</i>		
Revenue Source & Amount	Operating	Capital	Total
LTF Article 4:	\$ 1,526,981.00		\$ 1,526,981.00
LTF Article 4.5 or 8c:			-
STA:	\$ 446,000.00	\$ 16,000.00	\$ 462,000.00
Fares:	\$ 39,000.00	N/A	\$ 39,000.00
Local Support:	\$ 593,344.00	N/A	\$ 593,344.00
Fed/State Grants:		\$ 410,001.00	\$ 410,001.00
Measure C:	\$ 521,386.00		\$ 521,386.00
Interest:	\$ 6,500.00		\$ 6,500.00
Unexpended Funds Held By Claimant:			-
Audit Exception - General Payback Fund:			-
SUB-TOTALS	\$ 3,133,211.00	\$ 426,001.00	\$ 3,559,212.00

ELDERLY/HANDICAPPED SERVICE PROPOSED 2021/22	PROJECT COSTS	TOTALS
----------------------------------------------	---------------	--------

(Information needed per PUC 99266, which states no moneys may be allocated in excess of 15% above preceding year unless claim is accompanied by supporting documentation)

TOTAL PROJECT COSTS		\$ 3,054,349.00	
Prior Year	\$ 3,122,161.00		
Percentage Change	-2%		
	<i>less than prior year</i>		
Revenue Source & Amount	Operating	Capital	Total
LTF Article 4:	\$ 2,197,633.00		\$ 2,197,633.00
Tarpey Roundup:	\$ 88,781.00		\$ 88,781.00
STA:	\$ 446,000.00		\$ 446,000.00
Fares:	\$ 47,029.00	N/A	\$ 47,029.00
Local Support:	\$ 268,406.00	N/A	\$ 268,406.00
Fed/State Grants:	-		-
Measure C:	-		-
Interest:	\$ 6,500.00		\$ 6,500.00
Unexpended Funds Held By Claimant:			-
Audit Exception - General Payback Fund:			-
SUB-TOTALS	\$ 3,054,349.00	\$ -	\$ 3,054,349.00

CONSOLIDATED TRANSIT SERVICE AGENCY PROPOSED 2021/22	PROJECT COSTS	TOTALS
------------------------------------------------------	---------------	--------

(Information needed per PUC 99266, which states no moneys may be allocated in excess of 15% above preceding year unless claim is accompanied by supporting documentation)

TOTAL PROJECT COSTS		\$ 574,298.00	
Prior Year	\$ 523,098.00		
Percentage Change	10%		
	<i>more than prior year</i>		
Revenue Source & Amount	Operating	Capital	Total
LTF Article 4.5:	\$ 258,434.00		\$ 258,434.00
LTF Article 8c:			-
STA:			-
Fares:	\$ 10,000.00	N/A	\$ 10,000.00
Local Support:	\$ 305,864.00	N/A	\$ 305,864.00
Fed/State Grants:			-
Other - describe briefly if applicable:			-
Other - describe briefly if applicable:			-
Unexpended Funds Held By Claimant:			-
Audit Exception - General Payback Fund:			-
SUB-TOTALS	\$ 574,298.00	\$ -	\$ 574,298.00

GRAND TOTALS:	OPERATING	CAPITAL	TOTAL
	\$ 6,761,858.00	\$ 426,001.00	7,187,859.00

Enter Date: **7/6/2021**

Claimant Name: **City of Clovis**

PUBLIC AND SPECIALIZED TRANSPORTATION SERVICE FAREBOX CALCULATION FOR FISCAL YEAR: 2021/22

REQUIRED OPERATING/FAREBOX CALCULATIONS

General Transportation Service:

		Operating Expenses:	\$ 3,133,211.00
1. Total Operating Expenses Minus Exclusions	Amount Excluded		\$ 3,133,211.00
2. Farebox Revenues			\$ 39,000.00
3. Other Local Support			\$ 593,344.00
4. Total Local Support (Adds Lines 2 + 3)			\$ 632,344.00
5. Farebox Revenue/Operating Expense Ratio (Line 2 Divided By Line 1)			1%
6. Required Minimum Ratio Verification: Enter 1 for Urban, 2 for Rural	1		20%
7. Total Local Support/Operating Expense Ratio (Line 4 Divided By Line 1)			20%
8. Required Minimum Ratio Criteria:		Meets Minimum Requirements	20%
URBAN 20%			
RURAL 10%			

Elderly/Handicapped Service:

		Operating Expenses:	\$ 3,054,349.00
1. Total Operating Expenses Minus Exclusions	Amount Excluded		\$ 3,054,349.00
2. Farebox Revenues			\$ 47,029.00
3. Other Local Support			\$ 268,406.00
4. Total Local Support (Adds Lines 2 + 3)			\$ 315,435.00
5. Farebox Revenue/Operating Expense Ratio (Line 2 Divided By Line 1)			2%
6. Required Minimum Ratio Verification:			9%
7. Total Local Support/Operating Expense Ratio (Line 4 Divided By Line 1)		Meets Minimum Requirements	10%
8. Required Minimum Ratio Criteria:			10%
10%			

Consolidated Transportation Service Agency:

		Operating Expenses:	\$ 574,298.00
1. Total Operating Expenses Minus Exclusions	Amount Excluded		\$ 574,298.00
2. Farebox Revenues			\$ 10,000.00
3. Other Local Support			\$ 305,864.00
4. Total Local Support (Adds Lines 2 + 3)			\$ 315,864.00
5. Farebox Revenue/Operating Expense Ratio (Line 2 Divided By Line 1)			2%
6. Required Minimum Ratio Verification:			53%
7. Total Local Support/Operating Expense Ratio (Line 4 Divided By Line 1)		Meets Minimum Requirements	55%
8. Required Minimum Ratio Criteria:			55%
Fares 10%			
Other Local Support 45%			

SUMMARY TOTALS:

		Total Operating Expenses:	\$ 6,761,858.00
1. Total OF ALL Operating Expenses PLUS Exclusions	Total Amount Excluded:	\$ -	\$ 6,761,858.00

			\$ 426,001.00
Must Agree With TOTAL, Project Detail Operator Tab:			\$ 426,001.00
	2. Total of All Capital Projects:		\$ 426,001.00

			\$ 7,187,859.00
Must Agree With CAPITAL PROJECTS, Project Detail Operator Tab:			\$ 7,187,859.00
	3. GRAND TOTAL:		\$ 7,187,859.00

Enter Date: **7/6/2021**

Claimant Name: **City of Clovis**

CONTINGENCY PROJECT LISTING FOR FISCAL YEAR: 2021/22

Should additional Local Transportation Fund or State Transit Assistance Fund monies be made available during the current fiscal year, they are hereby also claimed for the following purposes:

CHECK ALL THAT APPLY (Enter "X" in yellow box)

BICYCLE AND PEDESTRIAN FACILITIES Article 3 PUBLIC TRANSPORTATION Article 4

SUPPLEMENTAL INFORMATION REQUIRED OF TRANSIT CLAIMANTS (CCR 6632)

ATTACHED TO THIS CLAIM ARE SUBMITTED THE FOLLOWING DOCUMENTS:
(initial yellow box all that apply)

- Budget or proposed budget for the 2020/21 fiscal year. Statement for prior year revenues and expenditures (projections acceptable).
- California Highway Patrol Certification pursuant to PUC 99251 (no claim may be approved unless accompanied by this certification). Date on this certification must be within 13 months of the proposed claim approval date.

STANDARD ASSURANCES FOR TRANSIT CLAIMANTS

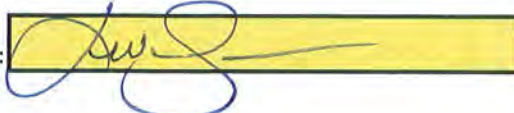
CLAIMANT ASSURANCES: (initial yellow box all that apply)

- A. Claimant certifies that it has submitted a satisfactory, independent fiscal audit, with required certification statement, to the RTPA and to the State Controller, pursuant to PUC 99245 and 21 Cal. Code of Regulations Section 6664 for the prior fiscal year (project year minus two). Claimant assures that this audit requirement will be completed for the current fiscal year (project year minus one).
- B. Claimant certifies that it has submitted a State Controller Report, in conformance with the uniform system of accounts and records, to the RTPA, and to the State Controller, pursuant to PUC 99243, for the prior year (project year minus two). Beginning with the 1979-80 fiscal year, claimant assures that this report will be audited by an independent CPA. Claimant assures that this report will be completed for the current fiscal year (project year minus one).
- C. Claimant certifies in accordance with PUC Section 99314.5(b) that it is not precluded by any contract entered into on or after June 28, 1979, from employing part-time drivers or contracting with common carriers of persons operating under a franchise or license. Claimant further certifies that no person who was a full-time employee on June 28, 1979, shall have his or her employment terminated or his or her regular hours of employment, excluding overtime, reduced by the operator as a result of it employing part-time drivers or contracting with such common carriers.
- D. Claimant filing claim pursuant to PUC Section 99260 certifies that:
(check one by entering "X" in yellow cell):
1. the current cost of its retirement system is fully funded with respect to the officers and employees of its public transportation system (PUC Section 99271a); or
2. the operator is implementing a plan approved by the transportation planning agency which will fully fund the retirement system for such officers and employees within 40 years (PUC Section 99271a); or
3. the operator has a private pension plan which sets aside and invests on a current basis funds sufficient to provide for the payment of future pension benefits and which is fully compliant with the requirements stated in PUC Sections 99272 and 99273.
- E. Claimant certifies that it is in compliance with PUC Section 99264 that it does not routinely staff, with two or more persons, a vehicle for public transportation purposes designed to be operated by one person.
- F. Claimant certifies that it is making full use of federal funds available under the Urban Mass Transportation Act of 1964, as amended in accordance with Section 6754(a)(3).
- G. Claimant certifies that this is in compliance with PUC Section 99155 that if it offers reduced fares to seniors, the same reduced rate is offered to disabled persons, handicapped persons, and disabled veterans and it honors the federal Medicare card for identification to receive reduced fares.
- H. Claimant certifies that it is in compliance with PUC Section 99155.5 regarding dial-a-ride and paratransit services being accessible to handicapped persons and that the service is provided to persons without regard to vehicle ownership and place of residence.

The undersigned hereby certifies that the above statements are true and correct.

Please print and sign after completing form

Authorized Signature:




Name/Title: **Luke Serpa, City Manager**

Date: **8/2/2021**

CLERK'S CERTIFICATE

I, Diana Stice, Deputy City Clerk of the City of Clovis, State of California, do hereby certify that the foregoing is a full, true and correct copy of Res. 21-87 duly approved and adopted by the City Council of the City of Clovis on the dates therein stated and as appears on file in my office.

IN WITNESS WHEREOF, I hereunto set my hand and affix the seal of the City of Clovis on August 10, 2021.




Diana Stice, Deputy City Clerk

RECEIVED

AUG 17 2021

By: FRESNO COG



RESOLUTION 21-87

RESOLUTION OF THE CITY COUNCIL OF THE CITY OF CLOVIS
APPROVING SUBMISSION OF THE 2021-2022 TRANSPORTATION FUNDING CLAIM TO
THE COUNCIL OF FRESNO COUNTY GOVERNMENTS

WHEREAS, the City of Clovis is required to submit an annual transportation claim for the Transportation Funding through the Council of Fresno County Governments for the fiscal year 2021-22; and

WHEREAS, the Council of Fresno County Governments has the authority to review claims and allocate such funds in accordance with the Transportation Development Act of 1971 and Chapter 3 of Title 30 of the California Administrative Code; and

WHEREAS, the City of Clovis has approved the 2021-2022 Budget for expenditures for 2021-2022; and

WHEREAS, the Transportation Act of 1971 requires certain findings and declarations regarding transit needs and conformance with Article 8, Chapter 1400, Statutes 1971 and applicable rules and regulations.

NOW, THEREFORE, BE IT RESOLVED, that the City of Clovis hereby authorizes submittal of its Claim for Local Transportation Funds, as attached as Attachment A of Attachment 1, in the amount of \$9,826,499 for purposes allowed under Articles 3, 4, 4.5, and 8 of the Transportation Act of 1971.

* * * * *


The foregoing resolution was introduced and adopted at a regular meeting of the City Council of the City of Clovis held on August 2, 2021 by the following vote, to wit.

AYES: Councilmembers Ashbeck, Bessinger, Mouanoutoua, Whalen, Mayor Flores
NOES: None
ABSENT: None
ABSTAIN: None


DATED: August 2, 2021




Mayor



City Clerk







CITY *of* CLOVIS

REPORT TO THE CITY COUNCIL

TO: Mayor and City Council

FROM: Finance Department

DATE: August 2, 2021

SUBJECT: Finance - Approval – Res. 21-87, Approving the submittal of the 2021-2022 Transportation Funding Claim to the Council of Fresno County Governments.

ATTACHMENTS: 1. Res. 21-87, Submission of Transportation Funding Claim Form

CONFLICT OF INTEREST

None.

RECOMMENDATION

That the Council approve Resolution 21-87, approving the submittal of the 2021-22 Transportation Funding Claim.

EXECUTIVE SUMMARY

Each year the City of Clovis is required to submit an annual transportation claim for the Local Transportation Fund of Fresno County to the Council of Fresno County Governments (COG) to receive funds provided through the Transportation Development Act (TDA) of 1971. The claim is prepared in accordance with the City's annual budget. After the TDA claim is adopted by the Resolution of the City Council, the claim is submitted to COG for adoption by Resolution of the COG board. After approval, the City will begin to receive the funds apportioned by COG for the 2021-22 fiscal year.

BACKGROUND

Each year the City files a claim with the Council of Fresno County Governments (COG) to receive funds provided through the Transportation Development Act (TDA) of 1971. The claim provides information on the various sources that are used to fund the transit operation and to fund bicycle/pedestrian projects.

The claim is normally based on the current year budget. However, circumstances have changed since the budget was prepared and the claim is based on the best available information.

In order for COG to allocate the TDA funds, the claim needs to be submitted to COG for approval. The claim allocates the available funds based on the final estimated allocation received from COG in May 2021.

FISCAL IMPACT

The TDA funds are budgeted in 2021-22 based upon the final estimated allocation received from COG in May 2021. Approval of the claim by the Council will allow the City to receive the funds.

REASON FOR RECOMMENDATION

To allocate the funds in accordance with the 2021-22 estimates, it is necessary to submit the TDA claim to COG for approval. Approval of the claim by the Council for submittal is required.

ACTIONS FOLLOWING APPROVAL

After Council approval, the claim will be filed with COG.

Prepared by: Calvin Campbell, Senior Accountant

Reviewed by: City Manager 

City of Clovis

Budget Worksheet by Department

Ledger: GL

Section: 00515	TRANSIT FUND	Object Type: Revenue Accounts	SpecObj	Prior Year Actual FY 2020 Ver (PY)	Adjusted Budget FY 2021 Ver (WB)	Actuals Through 6-30-21 Ver (AD)	Encumb Balance To Date	Estimate to Close FY 2021 Ver (EC)	Department Requested FY 2022	Ver (DR)	EC to DR Percent	Change
		Revenue Accounts										
		Expenditure Accounts										
		SpecObj										
		44011	INTEREST INCOME-GVMTL FUNDS	-3,040.07	0.00	0.00	0.00	0.00	0.00	0.00	0.00%	0.00%
		44015	INTEREST INCOME-PROPRIETARY	30,149.09	21,000.00	23,876.41	0.00	23,000.00	13,000.00	0.00	-43.47%	-43.47%
		44099	GASB31 PROPRIETARY FUNDS	21,449.00	0.00	-27,218.00	0.00	0.00	0.00	0.00	0.00%	0.00%
		47502	SALE OF PROP/EQUI-PROPRIETARY	-6,555.00	0.00	0.00	0.00	0.00	0.00	0.00	0.00%	0.00%
		SpecObj										
		62015	COMPENSATED FUTURE ABSENCES	-11,276.00	0.00	29,752.00	0.00	0.00	0.00	0.00	0.00%	0.00%
		66758	PENSION EXPENSE	473,628.00	0.00	234,205.00	0.00	0.00	0.00	0.00	0.00%	0.00%
		68760	PROPRIETARY CONTRA ASSET	-327,445.00	0.00	0.00	0.00	0.00	0.00	0.00	0.00%	0.00%
		68950	DEPRECIATION-ROLLING STOCK	335,142.00	0.00	0.00	0.00	0.00	0.00	0.00	0.00%	0.00%
		68951	DEPRECIATION EQUIPMENT	87,709.00	0.00	0.00	0.00	0.00	0.00	0.00	0.00%	0.00%
		68990	LOSS-SALE OF PROPERTY & EQUIP	4,733.00	0.00	0.00	0.00	0.00	0.00	0.00	0.00%	0.00%
			Total Revenue for 00515:	42,003.02	21,000.00	-3,341.59	0.00	23,000.00	13,000.00	0.00	-43.47%	-43.47%
			Total Expenditures for 00515:	562,491.00	0.00	263,957.00	0.00	0.00	0.00	0.00	0.00%	0.00%
			Expense Less Revenue Total:	520,487.98	-21,000.00	267,298.59	0.00	-23,000.00	-13,000.00	0.00	-43.47%	-43.47%

Section: 34700 TRANSIT-ROUND UP-CTSA

Section: 34700	TRANSIT-ROUND UP-CTSA	Object Type: Revenue Accounts	SpecObj	Prior Year Actual FY 2020 Ver (PY)	Adjusted Budget FY 2021 Ver (WB)	Actuals Through 6-30-21 Ver (AD)	Encumb Balance To Date	Estimate to Close FY 2021 Ver (EC)	Department Requested FY 2022	Ver (DR)	EC to DR Percent	Change
		Revenue Accounts										
		SpecObj										
		45031	1/2 % SALES TAX-MEAS C	479,000.00	491,000.00	0.00	0.00	491,000.00	501,000.00	0.00	2.03%	2.03%
		45061	LTF-ARTICLE 4 TRANSIT	2,498,747.00	2,458,800.00	3,144,097.00	0.00	1,493,000.00	2,078,000.00	0.00	39.18%	39.18%
		45062	LTF-ART 4.5-SPEC TRANSIT	224,756.00	235,400.00	176,545.00	0.00	235,400.00	259,000.00	0.00	10.02%	10.02%
		45066	STATE TRANSIT ASSISTANCE	0.00	687,900.00	0.00	0.00	1,909,000.00	454,000.00	0.00	-76.21%	-76.21%
		45200	CDBG-CV 14.218	898.78	0.00	0.00	0.00	0.00	0.00	0.00	0.00%	0.00%
		46502	ROUND UP FARES	58,217.37	64,000.00	2,817.61	47,177.50	2,800.00	0.00	0.00	-100.00%	-100.00%

City of Clovis
Budget Worksheet by Department

Ledger: GL

Object Type: Expenditure Accounts	SpecObj	Prior Year Actual	Adjusted Budget	Actuals Through 6-30-21	Encumb Balance To Date	Estimate to Close	Department Requested	EC to DR
	46505	12,295.25	16,000.00	0.00	0.00	0.00	0.00	0.00%
	47502	6,555.00	0.00	0.00	0.00	0.00	0.00	0.00%
	47902	29.30	0.00	0.00	0.00	0.00	0.00	0.00%
Expenditure Accounts								
	61000	821,192.76	883,900.00	842,512.29	0.00	849,400.00	914,500.00	7.66%
	61160	117.65	0.00	0.00	0.00	0.00	0.00	0.00%
	61200	9,229.89	15,000.00	6,701.25	0.00	8,000.00	15,000.00	87.50%
	61207	9,799.24	9,000.00	7,664.80	0.00	8,000.00	9,000.00	12.50%
	61216	8,500.19	9,000.00	2,840.03	0.00	2,900.00	9,000.00	210.34%
	61300	633,256.50	600,000.00	497,426.15	0.00	470,000.00	600,000.00	27.65%
	62001	151,023.34	174,200.00	167,175.20	0.00	168,800.00	193,000.00	14.33%
	62004	15,064.94	17,400.00	15,598.96	0.00	16,200.00	17,900.00	10.49%
	62005	74,658.17	64,800.00	64,198.66	0.00	64,400.00	58,000.00	-9.93%
	62006	103,661.29	115,800.00	102,440.26	0.00	105,400.00	121,900.00	15.65%
	62007	13,664.67	14,000.00	14,261.47	0.00	13,700.00	13,900.00	1.45%
	62010	10,083.36	15,000.00	13,281.93	0.00	15,000.00	15,000.00	0.00%
	62011	117,729.81	126,900.00	99,611.44	0.00	99,400.00	135,300.00	36.11%
	62012	3,400.00	3,400.00	3,400.00	0.00	3,400.00	3,400.00	0.00%
	62013	79,453.25	68,500.00	54,296.14	0.00	51,500.00	65,700.00	27.57%
	62014	40,122.00	41,500.00	40,038.00	0.00	40,500.00	41,500.00	2.46%
	63004	9,986.00	12,900.00	10,871.01	0.00	10,900.00	12,900.00	18.34%
	63009	76,600.00	78,300.00	71,830.00	0.00	78,300.00	86,200.00	10.08%
	63010	474,457.00	573,100.00	333,704.06	0.00	446,600.00	457,500.00	2.44%
	63205	52,110.65	62,741.71	48,860.35	2,764.97	60,000.00	60,000.00	0.00%
	63304	14,261.08	14,118.86	12,656.94	0.00	13,500.00	14,000.00	3.70%
	63305	0.00	0.00	2,795.12	0.00	0.00	0.00	0.00%
	63315	45,643.39	75,166.33	36,743.66	1,085.18	50,000.00	75,000.00	50.00%
	63350	0.00	5,000.00	0.00	0.00	1,000.00	5,000.00	400.00%
	63390	0.24	200.00	0.00	0.00	0.00	0.00	0.00%

City of Clovis

Budget Worksheet by Department

Ledger: GL

	Prior Year Actual FY 2020 Ver (PY)	Adjusted Budget FY 2021 Ver (WB)	Actuals Through 6-30-21 Ver (AD)	Encumb Balance To Date	Estimate to Close FY 2021 Ver (EC)	Department Requested		EC to DR Percent Change
						FY 2022	Ver (DR)	
64107 RESOURCE MATERIALS	0.00	25,000.00	0.00	0.00	0.00	0.00	0.00	0.00%
64231 MISCELLANEOUS SUPPLIES COVID19	11,911.60	1,676.06	18,207.81	1,092.16	14,300.00	10,000.00	10,000.00	-30.06%
65001 TRAVEL-CONFERENCES	3,391.34	7,000.00	807.50	0.00	300.00	7,000.00	7,000.00	2,233.33%
65102 TRAINING-CLASSES & SEMINARS	0.00	3,000.00	2,501.55	0.00	2,400.00	3,000.00	3,000.00	25.00%
65201 MEMBERSHIP/ASSOCIATION DUES	0.00	400.00	535.00	0.00	600.00	600.00	600.00	0.00%
66001 GENERAL ADMINISTRATION CHARGES	88,000.00	95,000.00	95,000.00	0.00	95,000.00	104,000.00	104,000.00	9.47%
66003 GENERAL SERVICE CHARGES	379,800.00	413,400.00	413,400.00	0.00	413,400.00	482,200.00	482,200.00	19.06%
66005 PROPERTY & LIABILITY INS CHGS	70,000.00	53,100.00	53,100.00	0.00	53,100.00	78,700.00	78,700.00	48.21%
68120 OTHER CAPITAL OUTLAY	0.00	66,756.46	0.00	0.00	0.00	0.00	0.00	0.00%
68151 STA CAPITAL OUTLAY	0.00	0.00	156,473.17	0.00	170,000.00	0.00	0.00	-100.00%
68725 TRANSIT BUSES/VANS	0.00	159,242.00	0.00	0.00	0.00	0.00	0.00	0.00%
Total Revenue for 34700:	3,280,498.70	3,953,100.00	3,323,459.61	47,177.50	4,131,200.00	3,292,000.00	3,292,000.00	-20.31%
Total Expenditures for 34700:	3,317,118.36	3,804,501.42	3,188,932.75	4,942.31	3,326,000.00	3,619,200.00	3,619,200.00	8.81%
Expense Less Revenue Total:	36,619.66	-148,598.58	-134,526.86	-42,235.19	-805,200.00	327,200.00	327,200.00	-140.63%

Section: 34800 TRANSIT-STAGELINE-GEN

Object Type: Revenue Accounts

SpecObj

44015 INTEREST INCOME-PROPRIETARY	-1,113.00	0.00	0.00	0.00	0.00	0.00	0.00	0.00%
44220 TROLLEY RENTAL-TRANSIT	13,900.00	14,000.00	600.00	0.00	0.00	14,000.00	14,000.00	0.00%
44300 ADVERTISING INCOME	34,909.78	35,000.00	38,273.74	0.00	39,000.00	35,000.00	35,000.00	-10.25%
45031 1/2 % SALES TAX-MEAS C	1,040,787.11	1,187,000.00	1,482,285.91	0.00	1,164,000.00	1,188,000.00	1,188,000.00	2.06%
45038 OTHER GRANTS-CAP	20,000.00	0.00	5,670.78	0.00	366,400.00	121,000.00	121,000.00	-66.97%
45061 LTF-ARTICLE 4 TRANSIT	1,592,700.00	1,641,000.00	0.00	0.00	1,493,000.00	2,078,000.00	2,078,000.00	39.18%
45066 STATE TRANSIT ASSISTANCE	0.00	438,600.00	440,444.00	0.00	1,909,000.00	454,000.00	454,000.00	-76.21%
45072 SB1 STATE OF GOOD REPAIR	201,475.68	369,124.04	113,561.44	0.00	200.00	0.00	0.00	-100.00%
45073 LOW CARBON TRANSIT OPERATIONS	0.00	700,000.00	0.00	13,000.80	57,000.00	276,000.00	276,000.00	384.21%
46501 STAGE LINE FARES	53,089.41	60,000.00	3,735.82	0.00	3,800.00	0.00	0.00	-100.00%
46505 BUS FARE PASSES	4,383.25	4,100.00	11.25	0.00	0.00	0.00	0.00	0.00%

User: CALVIN C

User: Calvin Campbell

Page 3

Current Time: 11:05:53

Report: BUDGET_WORKSHEET_BY_DEPT_jjs

Current Date: 08/05/2021

**City of Clovis
Budget Worksheet by Department**

Ledger: GL

Object Type: Expenditure Accounts	SpecObj	Prior Year Actual	Adjusted Budget	Actuals Through 6-30-21	Encumb Balance To Date	Estimate to Close	Department Requested	EC to DR
	46506	13,112.25	39,000.00	1,440.00	0.00	1,400.00	0.00	-100.00%
	47902	77.48	0.00	0.00	0.00	0.00	0.00	0.00%
METRO PASS								
MISCELLANEOUS RECEIPTS								
Expenditure Accounts								
	61000	617,558.68	832,200.00	694,922.86	0.00	720,300.00	843,500.00	17.10%
	61160	27.08	0.00	0.00	0.00	0.00	0.00	0.00%
	61200	20,310.22	22,000.00	18,960.93	0.00	20,000.00	22,000.00	10.00%
	61207	4,039.07	5,000.00	6,429.43	0.00	6,100.00	6,500.00	6.55%
	61216	1,594.32	6,000.00	442.08	0.00	500.00	6,000.00	1,100.00%
	61300	335,987.07	370,000.00	442,731.62	0.00	434,000.00	425,000.00	-2.07%
	62001	117,177.73	164,000.00	140,265.60	0.00	144,900.00	178,000.00	22.84%
	62004	7,057.02	11,600.00	7,437.37	0.00	8,000.00	10,200.00	27.50%
	62005	54,023.27	62,400.00	51,946.13	0.00	54,100.00	54,200.00	0.18%
	62006	171,198.50	221,700.00	177,391.76	0.00	186,200.00	220,900.00	18.63%
	62007	10,335.11	12,200.00	11,240.33	0.00	11,200.00	12,000.00	7.14%
	62010	7,572.87	10,000.00	7,427.54	0.00	7,500.00	10,000.00	33.33%
	62011	63,190.28	78,300.00	87,292.90	0.00	91,800.00	95,800.00	4.35%
	62012	2,300.00	2,300.00	2,300.00	0.00	2,300.00	2,300.00	0.00%
	62013	41,739.38	42,200.00	47,968.24	0.00	47,400.00	46,400.00	-2.10%
	62014	5,544.00	5,600.00	5,460.00	0.00	5,500.00	5,500.00	0.00%
	63004	8,615.00	11,600.00	9,500.00	0.00	9,500.00	11,500.00	21.05%
	63009	63,600.00	73,500.00	67,430.00	0.00	73,500.00	76,300.00	3.80%
	63010	381,256.00	427,100.00	311,228.74	0.00	379,000.00	388,300.00	2.45%
	63205	8,339.03	30,000.00	5,387.42	0.00	30,000.00	30,000.00	0.00%
	63304	18,827.59	18,118.85	18,137.05	0.00	18,000.00	18,000.00	0.00%
	63315	51,828.80	70,177.56	37,202.15	700.19	60,000.00	75,000.00	25.00%
	63316	272,213.08	293,000.00	0.00	0.00	285,000.00	313,400.00	9.96%
	63350	0.00	5,500.00	0.00	0.00	1,000.00	5,000.00	400.00%
	63390	869.58	700.00	78.02	0.00	400.00	0.00	-100.00%
	64107	0.00	25,000.00	0.00	0.00	0.00	0.00	0.00%

**City of Clovis
Budget Worksheet by Department**

Ledger: GL

	Prior Year Actual FY 2020 Ver (PY)	Adjusted Budget FY 2021 Ver (WB)	Actuals Through 6-30-21 Ver (AD)	Encumb Balance To Date	Estimate to Close FY 2021 Ver (EC)	Department Requested FY 2022 Ver (DR)	EC to DR Percent Change
64231 MISCELLANEOUS SUPPLIES COVID19	14,866.55	1,676.06	25,321.41	1,092.17	20,000.00	20,000.00	0.00%
65001 TRAVEL-CONFERENCES	3,391.33	8,000.00	807.50	0.00	300.00	8,000.00	2,566.66%
65102 TRAINING-CLASSES & SEMINARS	0.00	3,000.00	2,932.50	1,380.00	2,400.00	3,000.00	25.00%
65201 MEMBERSHIP/ASSOCIATION DUES	0.00	400.00	535.00	0.00	600.00	600.00	0.00%
66001 GENERAL ADMINISTRATION CHARGES	88,000.00	94,000.00	94,000.00	0.00	94,000.00	104,000.00	10.63%
66003 GENERAL SERVICE CHARGES	288,500.00	315,600.00	315,600.00	0.00	315,600.00	371,300.00	17.64%
66005 PROPERTY & LIABILITY INS CHGS	60,200.00	48,900.00	48,900.00	0.00	48,900.00	75,400.00	54.19%
68120 OTHER CAPITAL OUTLAY	413,038.34	67,891.47	0.00	0.00	0.00	0.00	0.00%
68130 LCTOP ROUTE IMPROVEMENTS 2017	0.00	0.00	49,297.00	0.00	57,000.00	0.00	-100.00%
68131 LCTOP ROUTE IMPROVEMENTS 2018	0.00	0.00	0.00	0.00	0.00	164,000.00	0.00%
68132 LCTOP ROUTE IMPROVEMENTS 2019	0.00	0.00	0.00	0.00	0.00	112,000.00	0.00%
68140 SGR CAPITAL	0.00	0.00	124.04	0.00	200.00	0.00	-100.00%
68150 LTF CAPITAL OUTLAY	0.00	0.00	0.00	0.00	1,700.00	0.00	-100.00%
68151 STA CAPITAL OUTLAY	0.00	0.00	0.00	0.00	1,100.00	16,000.00	1,354.54%
68160 MASTER PLAN SUSTAINABILITY GRT	0.00	0.00	5,943.02	0.00	8,400.00	121,000.00	1,340.47%
Total Revenue for 34800:	2,973,321.96	4,487,824.04	2,086,022.94	13,000.80	5,033,800.00	4,166,000.00	-17.23%
Total Expenditures for 34800:	3,133,199.90	3,339,663.94	2,694,640.64	3,172.36	3,146,400.00	3,851,100.00	22.39%
Expense Less Revenue Total:	159,877.94	-1,148,160.10	608,617.70	-9,828.44	-1,887,400.00	-314,900.00	-83.31%

City of Clovis
Budget Worksheet by Department

Ledger: GL

	Prior Year Actual FY 2020 Ver (PY)	Adjusted Budget FY 2021 Ver (WB)	Actuals Through 6-30-21 Ver (AD)	Encumb Balance To Date	Estimate to Close FY 2021 Ver (EC)	Department		EC to DR Percent Change
						Requested FY 2022	Ver (DR)	
Grand Total Revenue:	6,295,823.68	8,461,924.04	5,406,140.96	60,178.30	9,188,000.00	7,471,000.00	-18.68%	
Grand Total Expenditures:	7,012,809.26	7,144,165.36	6,147,530.39	8,114.67	6,472,400.00	7,470,300.00	15.41%	
Expense Less Revenue Grand Total:	716,985.58	-1,317,758.68	741,389.43	-52,063.63	-2,715,600.00	-700.00	9,611.90%	

0**

(A) 7,470,300.00 +
298,385.00 -
15,944.00 +
003
Total TDA Expenses (ties to page 4 of TDA Claim)

SORT ORDER: SPECOBJ within SECTION within FUND

SELECT FUND: 515

BUDGET: DEPARTMT REQST; SPECOBJ AND BUDGETS SHOWN; ALL of Fiscal Year

FUNDRP	FUNDRP Title	SECTION	Budget	This Month	TP - Date	Before Commitments	Open Commitments	Balance	Exp%	Comm%	Aval%
515	TRANSIT FUND	00515									
SPECOBJ	SPECOBJ Description										
44011	INTEREST INCOME-GVMTL FUND			0	0	0	0	0	0		
44015	INTEREST INCOME-PROPRIETAR	13,000	1,385	25,261	-12,261	0	-12,261	194.3			Over
44099	GASB31 PROPRIETARY FUNDS		0	-27,218	27,218	0	27,218				
45038	OTHER GRANTS-CAP		0	0	0	0	0				
45140	CA PROP 1B-TRANSPORTATION		0	0	0	0	0				
46505	BUS FARE PASSES		0	0	0	0	0				
47502	SALE OF PROP/EQUI-PROPRIET		0	0	0	0	0				
47902	MISCELLANEOUS RECEIPTS		0	0	0	0	0				
62015	COMPENSATED FUTURE ABSENCE		29,752	29,752	-29,752	0	-29,752				
66758	PENSION EXPENSE		285,144	285,144	-285,144	0	-285,144				
68760	PROPRIETARY CONTRA ASSET		0	0	0	0	0				
68950	DEPRECIATION-ROLLING STOCK		0	0	0	0	0				
68951	DEPRECIATION EQUIPMENT		0	0	0	0	0				
68970	AMORTIZATION-CAPACITY RIGH		0	0	0	0	0				
68990	LOSS-SALE OF PROPERTY & EQ		0	0	0	0	0				
** TOTAL REVENUE **			13,000	1,385	-1,957	14,957	0	14,957	-15.1		115.1
** TOTAL EXPENSES **				314,896	314,896	-314,896	0	-314,896			
** REVENUE - EXPENSE **			13,000	-313,511	-316,853	329,853	0	329,853	000.0		537.3

SORT ORDER: SPECOBJ within SECTION within FUND

SELECT FUND: 515

BUDGET: DEPARTMT REQST; SPECOBJ AND BUDGETS SHOWN; ALL of Fiscal Year

FUNDGRP	FUNDGRP Title	SECTION	SECTION Description	Budget	This Month	Tp - Date	SECTION Title		Director
							Before	Open	
TRANSIT FUND			TRANSIT-ROUND UP-CTSA						
515	TRANSIT FUND	34700					Balance	Comm%	Aval%
SPECOBJ	SPECOBJ Description	Budget	This Month	Tp - Date	Before	Open	Balance	Comm%	Aval%
44015	INTEREST INCOME-PROPRIETAR		0	0	0	0	0		100.0
45031	1/2 & SALES TAX-MEAS C	501,000	0	0	501,000	0	501,000		Over
45038	OTHER GRANTS-CAP		0	0	0	0	0		31.8
45061	LTF-ARTICLE 4 TRANSIT	2078,000	0	3144,097	-1066,097	0	-1066,097	151.3	Over
45062	LTF-ART 4.5-SPEC TRANSIT	259,000	0	176,545	82,455	0	82,455	68.2	Over
45066	STATE TRANSIT ASSISTANCE	454,000	0	0	454,000	0	454,000		100.0
45072	SBI STATE OF GOOD REPAIR		0	0	0	0	0		
45073	LOW CARBON TRANSIT OPERATI		0	0	0	0	0		
45140	CA PROP 1B-TRANSPORTATION		0	0	0	0	0		
45200	CDBG-CV 14.218		0	0	0	0	0		
46061	REFUSE COLLECTION CHARGE		0	0	0	0	0		
46501	STAGE LINE FARES		0	0	0	0	0		
46502	ROUND UP FARES		0	2,818	-2,818	47,178	-49,995		
46505	BUS FARE PASSES		0	0	0	0	0		
46506	METRO PASS		0	0	0	0	0		
46512	CLASS USER CHARGES		0	0	0	0	0		
46513	PROJECT INCOME		0	0	0	0	0		
47502	SALE OF PROP/EQUI-PROPRIET		0	0	0	0	0		
47821	RESTITUTION-DAMAGE REIMBUR		0	0	0	0	0		
47902	MISCELLANEOUS RECEIPTS		0	0	0	0	0		
47903	MISCELLANEOUS REFUNDS		0	0	0	0	0		
47907	DONATIONS		0	0	0	0	0		
61000	SALARIES REGULAR	914,500	78,599	842,512	71,988	0	71,988	92.1	7.9
61160	ACTING/OUT OF CLASS PAY		0	0	0	0	0		
61200	OVERTIME REGULAR	15,000	12	6,701	8,299	0	8,299	44.7	55.3
61207	OVERTIME-CALLOUT	9,000	519	7,665	1,335	0	1,335	85.2	14.8
61211	HOLIDAY BUYOUT		0	0	0	0	0		
61214	OVERTIME COVID19		0	0	0	0	0		
61216	CTO BUYBACK	9,000	0	2,840	6,160	0	6,160	31.6	68.4
61300	EXTRA HELP	600,000	46,383	497,426	102,574	0	102,574	82.9	17.1
62001	RETIREMENT-MISC	193,000	14,525	167,175	25,825	0	25,825	86.6	13.4
62002	RETIREMENT-SAFETY		0	0	0	0	0		
62004	DEFERRED COMP CONTRIBUTION	17,900	1,354	15,599	2,301	0	2,301	87.1	12.9
62005	WORKER'S COMPENSATION	58,000	5,429	64,199	-6,199	0	-6,199	110.7	Over
62006	HEALTH BENEFIT PLAN	121,900	8,995	102,440	19,460	0	19,460	84.0	16.0
62007	MEDICARE	13,900	1,252	14,261	-361	0	-361	102.6	Over
62010	SICK LEAVE INCENTIVE	15,000	0	13,282	1,718	0	1,718	88.5	11.5
62011	SOC SEC/PERS-EXTRA HELP	135,300	9,155	99,611	35,689	0	35,689	73.6	26.4
62012	OTHER BENEFITS	3,400	320	3,400	0	0	0	100.0	
62013	Workers Comp-EH	65,700	5,017	54,296	11,404	0	11,404	82.6	17.4
62014	HEALTH INS REBATE	41,500	3,344	40,038	1,462	0	1,462	96.5	3.5
62020	UNIFORM ALLOWANCE		0	0	0	0	0		
62024	VANTAGE CARE CONTRIBUTION		0	0	0	0	0		
62025	Salary Benefit Concessions		0	0	0	0	0		
63000	FLEET- O/M CHARGE		0	0	0	0	0		
63001	FLEET REPLACEMENT CHARGE		0	0	0	0	0		

SORT ORDER: SPECOBJ within SECTION within FUND

SELECT FUND: 515

BUDGET: DEPARTMT REQST; SPECOBJ AND BUDGETS SHOWN; ALL of Fiscal Year

FUNDGRP	FUNDGRP Title	SECTION	SECTION Description	Budget	This Month	Tp - Date	Before Commitments	Commitments	Open Commitments	Balance	Exp%	Comm%	Aval%	SECTION Title		Director	
														TRANSIT-ROUND UP-CTSA	TRANSIT-ROUND UP-CTSA		
515	TRANSIT FUND	34700															
63004	VEHICLE ALLOWANCE	12,900	1,074	10,871	2,029	0	2,029	0	0	2,029	84.3		15.7				
63009	FLEET ADMIN CHARGES	86,200	0	71,830	14,370	0	14,370	0	0	14,370	83.3		16.7				
63010	FLEET CHARGES-ACTUAL BASIS	457,500	0	333,704	123,796	0	123,796	0	0	123,796	72.9		27.1				
63205	TELEPHONE-COMM SERVICES	60,000	2,857	48,860	11,140	0	11,140	2,765	0	8,375	81.4	4.6	14.0				
63301	CONSULTING SERVICES		0	0	0	0	0	0	0	0	0						
63304	MARKETING SERVICES	14,000	1,130	12,701	1,299	0	1,299	0	0	1,299	90.7		9.3				
63305	DEVELOPMENT SERVICES		2,795	2,795	-2,795	0	-2,795	0	0	-2,795	0						
63307	COMPUTER PROGRAMMING		0	0	0	0	0	0	0	0	0						
63315	OTHER SERVICES	75,000	4,719	37,819	37,181	0	37,181	1,085	0	36,096	50.4	1.4	48.1				
63316	TRANSIT SERVICES		0	0	0	0	0	0	0	0	0						
63334	NUTRITION PROGRAM		0	0	0	0	0	0	0	0	0						
63350	TEMP PERSONNEL SERVICES	5,000	0	0	5,000	0	5,000	0	0	5,000	0		100.0				
63390	CREDIT CARD CHARGES		0	0	0	0	0	0	0	0	0						
64107	RESOURCE MATERIALS		0	0	0	0	0	0	0	0	0						
64230	MISCELLANEOUS		0	0	0	0	0	0	0	0	0						
64231	MISCELLANEOUS SUPPLIES COV	10,000	1,508	18,208	-8,208	0	-8,208	1,092	0	-9,300	182.1	10.9	Over				
65001	TRAVEL-CONFERENCES	7,000	545	808	6,193	0	6,193	0	0	6,193	11.5		88.5				
65002	TRAVEL-MEETINGS		0	0	0	0	0	0	0	0	0						
65101	TRAINING-EDUCATIONAL INCEN		0	0	0	0	0	0	0	0	0						
65102	TRAINING-CLASSES & SEMINAR	3,000	0	2,502	498	0	498	0	0	498	83.4		16.6				
65201	MEMBERSHIP/ASSOCIATION DUE	600	0	535	65	0	65	0	0	65	89.2		10.8				
66001	GENERAL ADMINISTRATION CHA	104,000	7,913	95,000	9,000	0	9,000	0	0	9,000	91.3		8.7				
66003	GENERAL SERVICE CHARGES	492,200	34,450	413,400	78,800	0	78,800	0	0	78,800	84.0		16.0				
66005	PROPERTY & LIABILITY INS C	78,700	4,370	53,100	25,600	0	25,600	0	0	25,600	67.5		32.5				
66615	EMPLOYEE WELLNESS PROGRAMS		0	0	0	0	0	0	0	0	0						
66803	GEN LIABILITY CLAIM-PROP		0	0	0	0	0	0	0	0	0						
68120	OTHER CAPITAL OUTLAY		0	0	0	0	0	0	0	0	0						
68150	LTF CAPITAL OUTLAY		0	0	0	0	0	0	0	0	0						
68151	STA CAPITAL OUTLAY		2,551	156,473	-156,473	0	-156,473	0	0	-156,473	0						
68208	DEPT HW/SW SYSTEMS		0	0	0	0	0	0	0	0	0						
68302	SURVEILLANCE EQUIPMENT		0	0	0	0	0	0	0	0	0						
68573	SECURITY SYSTEMS		0	0	0	0	0	0	0	0	0						
68725	TRANSIT BUSES/VANS		0	0	0	0	0	0	0	0	0						
			** TOTAL REVENUE **	3292,000	0	3323,460	-31,460	47,178		-78,637	101.0	1.4	Over				
			** TOTAL EXPENSES **	3619,200	238,817	3190,051	429,149	4,942		424,206	88.1	0.1	11.7				
			** REVENUE - EXPENSE **	-327,200	-238,817	133,408	-460,608	42,235		-502,843	-40.8	-12.9	Over				

SORT ORDER: SPECOBJ within SECTION within FUND

SELECT FUND: 515
 BUDGET: DEPARTMT REQST; SPECOBJ AND BUDGETS SHOWN; ALL of Fiscal Year

SECTION	Ref Date	Reference	PEID	SECTION Description	Director	Original Amount	Liquidating Expenditure	Current Amount	Last Active
34700				TRANSIT-ROUND UP-CTSA					
46502	05/05/21	P2201340	T03229	HOLT, ANNETTE		25	0	25	05/05/21
46502	05/05/21	P2201341	T03263	CERVANTES, ERNIE		26	0	26	05/05/21
46502	05/05/21	P2201342	T03229	HOLT, ANNETTE		25	0	25	05/05/21
46502	05/05/21	P2201343	T03241	PERKINS, CASSIE		27	0	27	05/05/21
46502	05/05/21	P2201344	T03243	GOODWIN, CONNIE JO		45	0	45	05/05/21
46502	06/30/21	P2114594	T03217	SNAVELY, AI		25	0	25	06/30/21
46502	06/30/21	P2114595	T03218	DIAZ, ALICE		21	0	21	06/30/21
46502	06/30/21	P2114596	T03219	BARNES, ALLEN		12	0	12	06/30/21
46502	06/30/21	P2114597	T03220	RYMER, ALTA		30	0	30	06/30/21
46502	06/30/21	P2114598	T03221	ANGWIN, AMBER		17	0	17	06/30/21
46502	06/30/21	P2114599	T03222	PENDERGRAFT, AMY		17	0	17	06/30/21
46502	06/30/21	P2114600	T03223	GARCIA, ANGELA		13	0	13	06/30/21
46502	06/30/21	P2114601	T03224	IAPICHINO, ANGELA		19	0	19	06/30/21
46502	06/30/21	P2114602	T03225	CHAVEZ, ANITA		25	0	25	06/30/21
46502	06/30/21	P2114604	T03226	WAGNER, ANN		47	0	47	06/30/21
46502	06/30/21	P2114605	T03227	COFFEY, ANNE		54	0	54	06/30/21
46502	06/30/21	P2114607	T03228	CARTER, ANNETTE		13	0	13	06/30/21
46502	06/30/21	P2114608	T03231	MATTHEWS, BARBARA ANN		185	0	185	06/30/21
46502	06/30/21	P2114609	T03232	SHEPARD, BARBARA		54	0	54	06/30/21
46502	06/30/21	P2114610	T03233	YORKE, BENJAMIN		62	0	62	06/30/21
46502	06/30/21	P2114611	T03234	MILLER, BETTY		15	0	15	06/30/21
46502	06/30/21	P2114612	T03235	STIGERS, BETTY		12	0	12	06/30/21
46502	06/30/21	P2114613	T03236	REYNOLDS, BEVERLY		25	0	25	06/30/21
46502	06/30/21	P2114614	T03237	YOUNG, BEVERLY		22	0	22	06/30/21
46502	06/30/21	P2114615	T03238	ESPINOZA, CARLOTA		23	0	23	06/30/21
46502	06/30/21	P2114616	T03239	HARVEY, CAROLYN		14	0	14	06/30/21
46502	06/30/21	P2114617	T03240	MELNYK, CARY		25	0	25	06/30/21
46502	06/30/21	P2114618	T03242	WILLIAMS, CHERYL		21	0	21	06/30/21
46502	06/30/21	P2114619	T03244	CANAMALES, CORAZON		46	0	46	06/30/21
46502	06/30/21	P2114620	T03246	HATCH, DAVID		94	0	94	06/30/21
46502	06/30/21	P2114621	T03247	GOLDEN, DEAN		14	0	14	06/30/21
46502	06/30/21	P2114622	T03248	DEAN, DEBBY		19	0	19	06/30/21
46502	06/30/21	P2114623	T03249	KELSEY, DEBORAH		26	0	26	06/30/21
46502	06/30/21	P2114624	T03250	LEMONS, DEBORAH		29	0	29	06/30/21
46502	06/30/21	P2114625	T03251	DUNCAN, DEBRA		24	0	24	06/30/21
46502	06/30/21	P2114626	T03252	MCCOLLUM, DEBRA		15	0	15	06/30/21
46502	06/30/21	P2114627	T03253	ULJANIC, DENIS		32	0	32	06/30/21
46502	06/30/21	P2114628	T03254	RAY, DIANE		53	0	53	06/30/21
46502	06/30/21	P2114629	T03255	TRINGALI, DIANE		12	0	12	06/30/21
46502	06/30/21	P2114630	T03257	MAXWELL, DON		32	0	32	06/30/21
46502	06/30/21	P2114631	T03258	COUTO, DONNA		10	0	10	06/30/21
46502	06/30/21	P2114632	T03259	GAYLORD, DOROTHY		35	0	35	06/30/21
46502	06/30/21	P2114633	T00175	OBRYAN, EDNA		24	0	24	06/30/21
46502	06/30/21	P2114634	T03260	ELLEN, ELLEN		15	0	15	06/30/21
46502	06/30/21	P2114635	T03261	SHUDA, EMMA		21	0	21	06/30/21
46502	06/30/21	P2114636	T03262	ZION, ERAKA		21	0	21	06/30/21

34700
 SORT ORDER: SPECOBJ within SECTION within FUND

SELECT FUND: 515
 BUDGET: DEPARTMENT REQST; SPECOBJ AND BUDGETS SHOWN; ALL of Fiscal Year

SECTION	SECTION Description	Director	Original Amount	Liquidating Expenditure	Current Amount	Last Active
34700	TRANSIT-ROUND UP-CTSA					
SPECOBJ	PEID	PE Name				
46502	06/30/21 P2114637	T03264 CASTILLO, ESTHER	100	0	100	06/30/21
46502	06/30/21 P2114638	T03265 GALETTI, FLORENCE	37	0	37	06/30/21
46502	06/30/21 P2114639	T03266 HODSON, JACK	17	0	17	06/30/21
46502	06/30/21 P2114640	T03267 PECHAL, GAIL	12	0	12	06/30/21
46502	06/30/21 P2114641	T03268 LOWENTHAL, GARRETT	29	0	29	06/30/21
46502	06/30/21 P2114642	T03269 ROBBINS, GLENN	209	0	209	06/30/21
46502	06/30/21 P2114643	T03270 POURIER, GWEN	50	0	50	06/30/21
46502	06/30/21 P2114644	T03271 CHERRY, GWENDOLYN	10	0	10	06/30/21
46502	06/30/21 P2114645	T03272 WALKER, HATTIE	14	0	14	06/30/21
46502	06/30/21 P2114646	T03273 CORPUS, HELEN	25	0	25	06/30/21
46502	06/30/21 P2114647	T03274 HANKEL JR, HENRY	26	0	26	06/30/21
46502	06/30/21 P2114648	T03275 GREELEY, HERBERT	13	0	13	06/30/21
46502	06/30/21 P2114649	T03276 JENSEN, HOLLY	39	0	39	06/30/21
46502	06/30/21 P2114650	T03277 DONICHT, IRIS	13	0	13	06/30/21
46502	06/30/21 P2114651	T03278 GANG, JACK	17	0	17	06/30/21
46502	06/30/21 P2114652	T03279 NEWTON, JACKIE	54	0	54	06/30/21
46502	06/30/21 P2114653	T03280 PRICHARD, JAMES	43	0	43	06/30/21
46502	06/30/21 P2114672	T03282 JOHN, JANE	15	0	15	06/30/21
46502	06/30/21 P2114673	T03283 KNOTT, JANET	40	0	40	06/30/21
46502	06/30/21 P2114674	T03284 MITCHELL, JANET	52	0	52	06/30/21
46502	06/30/21 P2114675	T03285 WAYMIRE, JERRY	33	0	33	06/30/21
46502	06/30/21 P2114676	T03286 JAMES, JOANNE	47	0	47	06/30/21
46502	06/30/21 P2114677	T03287 DURNYA, JOHN	16	0	16	06/30/21
46502	06/30/21 P2114678	T03288 CURRENT, JOYCE	31	0	31	06/30/21
46502	06/30/21 P2114679	T03289 HEMPHILL, JOYCE	16	0	16	06/30/21
46502	06/30/21 P2114680	T03290 MEYER, JOYCE	23	0	23	06/30/21
46502	06/30/21 P2114681	T03291 MARTINEZ, JUANA	25	0	25	06/30/21
46502	06/30/21 P2114682	T03292 CAREY, JUNE	25	0	25	06/30/21
46502	06/30/21 P2114683	T03293 BECK, KARON	45	0	45	06/30/21
46502	06/30/21 P2114684	T03294 WILMA, KATIE	123	0	123	06/30/21
46502	06/30/21 P2114685	T03295 LARSON, KAY	16	0	16	06/30/21
46502	06/30/21 P2114686	T02212 CEDERQUIST, KENNETH	100	0	100	06/30/21
46502	06/30/21 P2114687	T03296 MITCHELL, LAURA	22	0	22	06/30/21
46502	06/30/21 P2114688	T03297 BLUESTONE, LAWRENCE	10	0	10	06/30/21
46502	06/30/21 P2114689	T03298 SCHEFFEY, LIDIA	30	0	30	06/30/21
46502	06/30/21 P2114690	T03299 FLOWERS, LINDA	15	0	15	06/30/21
46502	06/30/21 P2114691	T03300 FAIRBANKS, LINDA	15	0	15	06/30/21
46502	06/30/21 P2114692	T03301 VOIGT, LOIS	23	0	23	06/30/21
46502	06/30/21 P2114693	T03302 PONCE, LOREN	14	0	14	06/30/21
46502	06/30/21 P2114694	T03303 MAKOHON, LORETTA	16	0	16	06/30/21
46502	06/30/21 P2114695	T03304 LOPEZ, LORRAINE	33	0	33	06/30/21
46502	06/30/21 P2114696	T00191 WARD, LOUISE	25	0	25	06/30/21
46502	06/30/21 P2114697	T03305 BERNDT, LUDWIG	11	0	11	06/30/21
46502	06/30/21 P2114698	T03306 ESPINOZA, LUIS	88	0	88	06/30/21
46502	06/30/21 P2114699	T03307 WINTERS, LYNN	15	0	15	06/30/21
46502	06/30/21 P2114700	T03256 WYATT, DIANNE	28	0	28	06/30/21

SORT ORDER: SPECOBJ within SECTION within FUND

SELECT FUND: 515
 BUDGET: DEPARTMT REQST; SPECOBJ AND BUDGETS SHOWN; ALL of Fiscal Year

SECTION	SECTION Description	Director	Original Amount	Liquidating Expenditure	Current Amount	Last Active
34700	TRANSIT-ROUND UP-CTSA					
SPECOBJ	Ref Date	Reference	PEID	PE Name		
46502	06/30/21	P2114701	T03308	ZEDAN, MAHMOUD	55	06/30/21
46502	06/30/21	P2114702	T03310	LUPU, MARIA	25	06/30/21
46502	06/30/21	P2114703	T03311	SCHEIBLY, MARIE	34	06/30/21
46502	06/30/21	P2114704	T03312	JOHNSON, MARIE	96	06/30/21
46502	06/30/21	P2114705	T03313	SIMARD, MARIE	24	06/30/21
46502	06/30/21	P2114706	T03314	BENTLEY, MARTHA	28	06/30/21
46502	06/30/21	P2114707	T03315	WALDRAM, MARTIN	11	06/30/21
46502	06/30/21	P2114708	T03316	HALSEY, MARTIN	19	06/30/21
46502	06/30/21	P2114709	T03309	NGUYEN, MAI	24	06/30/21
46502	06/30/21	P2114710	T03317	BELL, MARVELLE	40	06/30/21
46502	06/30/21	P2114711	T03318	SOMMER, MARY	44	06/30/21
46502	06/30/21	P2114712	T03319	MANCILLAS, MARY	14	06/30/21
46502	06/30/21	P2114713	T03320	UNDERWOOD, MARY	16	06/30/21
46502	06/30/21	P2114714	T03321	ESKENDER, MATTHEW	29	06/30/21
46502	06/30/21	P2114715	T03322	SIDLINGER, MATTHEW	90	06/30/21
46502	06/30/21	P2114716	T03323	JONES, MAXINE	52	06/30/21
46502	06/30/21	P2114717	T03324	JONES, MEL	22	06/30/21
46502	06/30/21	P2114718	T03325	GARDNER, MELVA	25	06/30/21
46502	06/30/21	P2114719	T03326	BANDY, MICHAEL	24	06/30/21
46502	06/30/21	P2114720	T03327	EDWARDS, MICHAEL	35	06/30/21
46502	06/30/21	P2114721	T03328	SANDERS, MICHELE	35	06/30/21
46502	06/30/21	P2114722	T03329	MARTENS, MIKE	9	06/30/21
46502	06/30/21	P2114723	T03330	PAVICH, MINDI	34	06/30/21
46502	06/30/21	P2114724	T03331	TEJEDA, MINERVA	23	06/30/21
46502	06/30/21	P2114725	T03332	USHER, MIRTHA	44	06/30/21
46502	06/30/21	P2114726	T03333	BAILEY, MONIQUE	35	06/30/21
46502	06/30/21	P2114727	T03334	PROMNITZ, NADINE	19	06/30/21
46502	06/30/21	P2114728	T03335	SANCHEZ, NELLY	23	06/30/21
46502	06/30/21	P2114729	T03336	VILLATORO, NELSON	63	06/30/21
46502	06/30/21	P2114730	T03337	ROWE, NORMA	36	06/30/21
46502	06/30/21	P2114731	T03338	DOMINGUEZ, OLIVIA	20	06/30/21
46502	06/30/21	P2114732	T03339	MAJUTA, OSCAR	24	06/30/21
46502	06/30/21	P2114733	T03340	SHERRETT, PATRICIA	22	06/30/21
46502	06/30/21	P2114734	T03341	LUJAN, PATRICIA	22	06/30/21
46502	06/30/21	P2114735	T03342	ROGERS, PATSY	14	06/30/21
46502	06/30/21	P2114736	T03343	COLLINS, PAULINE	87	06/30/21
46502	06/30/21	P2114781	T03391	HARMONY BAY APARTMENTS	5,130	06/30/21
46502	06/30/21	P2114792	T03344	COLEMAN, PEACHES	75	06/30/21
46502	06/30/21	P2114793	T03345	PEREZ, RAFAEL	15	06/30/21
46502	06/30/21	P2114794	T03346	REYNOLDS, RAMONA	15	06/30/21
46502	06/30/21	P2114795	T03347	GRANUM, RAYA	37	06/30/21
46502	06/30/21	P2114796	T03348	LOPEZ, RENE	11	06/30/21
46502	06/30/21	P2114797	T03349	PITTMAN, RENEE	22	06/30/21
46502	06/30/21	P2114798	T03352	HADLEY JR, RICHARD	20	06/30/21
46502	06/30/21	P2114799	T03353	JONES, RICHARD	18	06/30/21
46502	06/30/21	P2114800	T03354	LANE, RICHARD	22	06/30/21

34700
 SORT ORDER: SPECOBJ within SECTION within FUND

SELECT FUND: 515
 BUDGET: DEPARTMT REQST; SPECOBJ AND BUDGETS SHOWN; ALL of Fiscal Year

SECTION	Ref Date	Reference	PEID	PE Name	Description	Director	Original Amount	Liquidating Expenditure	Current Amount	Last Active
TRANSIT-ROUND UP-CTSA										
34700										
46502	06/30/21	P2114801	T03355	SOGG, RICHARD			0	21	21	06/30/21
46502	06/30/21	P2114802	T03357	WERNER, ROBERT			26	26	26	06/30/21
46502	06/30/21	P2114803	T03358	TORRES, ROBERT			25	25	25	06/30/21
46502	06/30/21	P2114804	T03359	FULLER, ROBERT			25	25	25	06/30/21
46502	06/30/21	P2114805	T03360	GEITNER, ROBERT			26	26	26	06/30/21
46502	06/30/21	P2114806	T03361	WEST, ROBERT			15	15	15	06/30/21
46502	06/30/21	P2114807	T03362	BARNETT, ROLAND			24	24	24	06/30/21
46502	06/30/21	P2114808	T03363	WOO, ROWENA			29	29	29	06/30/21
46502	06/30/21	P2114809	T03364	SANDWICK, RUTH			31	31	31	06/30/21
46502	06/30/21	P2114810	T03366	BECK, SALLY			28	28	28	06/30/21
46502	06/30/21	P2114811	T03367	MCNERLIN, SANDRA			17	17	17	06/30/21
46502	06/30/21	P2114812	T03368	SHEPHERD, SARAH			21	21	21	06/30/21
46502	06/30/21	P2114813	T03369	FLORES, SEFERINA			48	48	48	06/30/21
46502	06/30/21	P2114814	T03370	GARDNER, SHARON			14	14	14	06/30/21
46502	06/30/21	P2114815	T03373	MCCOLL, SHEILA			16	16	16	06/30/21
46502	06/30/21	P2114816	T03375	ROTHGARN, SHIRLEY			21	21	21	06/30/21
46502	06/30/21	P2114817	T03376	GHO, SIOK			22	22	22	06/30/21
46502	06/30/21	P2114818	T03377	CRUZ, SOFIA			11	11	11	06/30/21
46502	06/30/21	P2114819	T03378	CAMACHO, STEVE			367	367	367	06/30/21
46502	06/30/21	P2114820	T03379	DODSON, SYLVESTER			250	250	250	06/30/21
46502	06/30/21	P2114821	T03380	MOSSMAN, THERESA			28	28	28	06/30/21
46502	06/30/21	P2114822	T03382	PEAVEY, TUYET			38	38	38	06/30/21
46502	06/30/21	P2114823	T03383	JENKINS, JEAN			19	19	19	06/30/21
46502	06/30/21	P2114824	T03385	HOULIHAN, VERONICA			38	38	38	06/30/21
46502	06/30/21	P2114825	T03386	MOORE, VICKY			34	34	34	06/30/21
46502	06/30/21	P2114826	T03387	REYNOLDS, WILLIAM			24	24	24	06/30/21
46502	06/30/21	P2114827	T03388	THOMPSON, WILLIAM			18	18	18	06/30/21
46502	06/30/21	P2114828	T03392	CVRC			31,170	31,170	31,170	06/30/21
46502	06/30/21	P2114837	T03384	CLIFTON, VELIA			15	15	15	06/30/21
46502	06/30/21	P2114838	T03381	HAMASHIRO, TSUNEO			31	31	31	06/30/21
46502	06/30/21	P2114839	T03372	WINTER, SHARON			28	28	28	06/30/21
46502	06/30/21	P2114840	T03365	MARZOUK, RWAN			20	20	20	06/30/21
46502	06/30/21	P2114841	T03356	CARRION, RICK			10	10	10	06/30/21
46502	06/30/21	P2114842	T03351	ALLAN, RICHARD			18	18	18	06/30/21
46502	06/30/21	P2114843	T03350	RICE, RHONDA			67	67	67	06/30/21
46502	06/30/21	P2114844	T03371	MCDONALD, SHARON			50	50	50	06/30/21
46502	06/30/21	P2114845	T03281	OLIVER JR, JAMES			56	56	56	06/30/21
46502	06/30/21	P2114846	T03389	RICHARDS, ZACHARY			84	84	84	06/30/21
46502	06/30/21	P2200101	T03390	CLOVIS ADULT SCHOOL			4,584	4,584	4,584	06/30/21
46502	06/30/21	P2200102	T03230	LUJAN, ANTONIO			25	25	25	06/30/21
46502	06/30/21	P2200102	T03374	ILLIEF, SHERRI			23	23	23	06/30/21
63205	08/19/20	P2102185	V015668	VERIZON WIRELESS			2,765	2,765	2,765	08/19/20
63205	05/28/21	P2113171	06043	FRESNO MOBILE RADIO			371	371*	371	06/09/21
63205	06/02/21	P2113324	03110	COOK'S/GENCOM COMMUNICATION			381	381*	381	06/09/21
63205	06/08/21	P2113513	03110	COOK'S/GENCOM COMMUNICATION			79	79*	79	06/09/21
63205	06/08/21	P2113514	03110	COOK'S/GENCOM COMMUNICATION			31	31*	31	06/09/21

SORT ORDER: SPECOBJ within SECTION within FUND

SELECT FUND: 515

BUDGET: DEPARTMT REQST; SPECOBJ AND BUDGETS SHOWN; ALL of Fiscal Year

SECTION	SECTION Description	Director	PEID	PE Name	Original Amount	Liquidating Expenditure	Current Amount	Last Active
34700	TRANSIT-ROUND UP-CTSA							
SPECOBJ	Reference	PEID	PE Name	Original Amount	Liquidating Expenditure	Current Amount	Last Active	
63205	06/08/21 P2113522	V015668	VERIZON WIRELESS	800	800*	0	06/09/21	
63205	06/29/21 P2114460	06043	FRESNO MOBILE RADIO	371	371*	0	06/30/21	
63205	06/29/21 P2114540	V021734	FIRST BANKCARD / FIRST NATIONA	52	52*	0	06/30/21	
63205	06/30/21 P2114847	03110	COOK'S/GENCOM COMMUNICATION	624	624*	0	06/30/21	
63205	06/30/21 P2114848	03110	COOK'S/GENCOM COMMUNICATION	148	148*	0	06/30/21	
63304	06/200731 P2200731	V023303	SINGH, PRADHEEP	0	44*	0	06/30/21	
63304	06/02/21 P2113333	V022430	SOLEDA, LOPEZ-GOMEZ	67	67*	0	06/09/21	
63304	06/08/21 P2113510	V013150	ADVERTISING SPECIALTIES & EMBR	259	259*	0	06/09/21	
63304	06/22/21 P2114226	V011887	ALPHAGRAPHICS	456	456*	0	06/23/21	
63304	06/29/21 P2114446	V011887	ALPHAGRAPHICS	300	305*	0	06/30/21	
63305	06/200362 P2200362	V015668	VERIZON WIRELESS	0	2,795*	0	06/30/21	
63315	08/21/20 P2102273	V021721	UNITED JANITORIAL SERVICE	85	0	85	08/21/20	
63315	09/21/20 P2103549	V017383	FOCUS PACKAGING & SUPPLY COMPA	45	0	45	09/21/20	
63315	12/15/20 P2106743	V022464	ANGELTRAX	300	0	300	12/15/20	
63315	01/19/21 P2107943	V023058	INSIGHT PUBLIC SECTOR	211	0	211	01/19/21	
63315	03/09/21 P2110083	V011887	ALPHAGRAPHICS	79	0	79	03/09/21	
63315	05/11/21 P2112582	V022846	WINSUPPLY OF FRESNO COUNTY CA	917	990	0	06/30/21	
63315	05/28/21 P2113168	01035	ARAMARK UNIFORM SERVICES INC	77	77*	0	06/02/21	
63315	05/28/21 P2113169	V022595	OFFICE SOLUTIONS BUSINESS PROD	46	46*	0	06/02/21	
63315	05/28/21 P2113172	V022595	OFFICE SOLUTIONS BUSINESS PROD	29	29*	0	06/02/21	
63315	06/02/21 P2112010	V019649	ZONAR SYSTEMS INC	462	462*	0	06/09/21	
63315	06/02/21 P2113320	V019649	ZONAR SYSTEMS INC	132	132*	0	06/09/21	
63315	06/02/21 P2113321	V019649	ZONAR SYSTEMS INC	193	193*	0	06/09/21	
63315	06/08/21 P2113361	26003	ZEE MEDICAL SERVICE	0	0*	0	06/08/21	
63315	06/08/21 P2113509	V021734	FIRST BANKCARD / FIRST NATIONA	194	194*	0	06/09/21	
63315	06/08/21 P2113523	V021734	FIRST BANKCARD / FIRST NATIONA	39	39*	0	06/09/21	
63315	06/08/21 P2113599	V022943	MEDIC FIRST AID INTERNATIONAL	11	11*	0	06/09/21	
63315	06/10/21 P2111278	VPC0013	HANCE, AMY	25	0*	0	06/10/21	
63315	06/10/21 P2112767	V022943	MEDIC FIRST AID INTERNATIONAL	17	0*	0	06/10/21	
63315	06/11/21 P2113773	01035	ARAMARK UNIFORM SERVICES INC	77	77*	0	06/23/21	
63315	06/11/21 P2113774	V022595	OFFICE SOLUTIONS BUSINESS PROD	64	64*	0	06/23/21	
63315	06/18/21 P2114009	V021721	UNITED JANITORIAL SERVICE	300	300*	0	06/23/21	
63315	06/18/21 P2114010	V021721	UNITED JANITORIAL SERVICE	300	300*	0	06/23/21	
63315	06/22/21 P2114193	VPC0013	HANCE, AMY	40	40*	0	06/23/21	
63315	06/25/21 P2114332	V018645	CORE BUSINESS INTERIORS INC	66	0	66	06/25/21	
63315	06/29/21 P2114452	01035	ARAMARK UNIFORM SERVICES INC	77	77*	0	06/30/21	
63315	06/29/21 P2114453	V022595	OFFICE SOLUTIONS BUSINESS PROD	28	28*	0	06/30/21	
63315	06/29/21 P2114454	V022595	OFFICE SOLUTIONS BUSINESS PROD	150	150*	0	06/30/21	
63315	06/29/21 P2114484	V021721	UNITED JANITORIAL SERVICE	300	0	300	06/29/21	
63315	06/29/21 P2114512	V021734	FIRST BANKCARD / FIRST NATIONA	13	13*	0	06/30/21	
63315	06/29/21 P2114540	V021734	FIRST BANKCARD / FIRST NATIONA	496	513*	0	06/30/21	
63315	06/29/21 P2114541	V021721	UNITED JANITORIAL SERVICE	300	300*	0	06/30/21	
63315	06/29/21 P2114542	V021721	UNITED JANITORIAL SERVICE	300	300*	0	06/30/21	
63315	06/29/21 P2114543	V021721	UNITED JANITORIAL SERVICE	300	300*	0	06/30/21	
63315	06/29/21 P2114564	V019649	ZONAR SYSTEMS INC	85	85*	0	06/30/21	
63315	06/30/21 P2113436	V022943	MEDIC FIRST AID INTERNATIONAL	11	0*	0	06/30/21	

Sort Order: SPECOBJ within SECTION within FUND

SELECT FUND: 515

BUDGET: DEPARTMT REQST; SPECOBJ AND BUDGETS SHOWN; ALL of Fiscal Year

SECTION	SECTION Description	Director	Original Amount	Liquidating Expenditure	Current Amount	Last Active	
34700	TRANSIT-ROUND UP-CTSA						
SPECOBJ	Ref Date	Reference	PEID	PE Name			
64231	09/10/20	P2102951	V017383	FOCUS PACKAGING & SUPPLY COMPA	519	09/10/20	
64231	09/21/20	P2103548	V017383	FOCUS PACKAGING & SUPPLY COMPA	207	09/21/20	
64231	12/22/20	P2106980	V017383	FOCUS PACKAGING & SUPPLY COMPA	367	12/22/20	
64231	06/08/21	P2113361	26003	ZEE MEDICAL SERVICE	308	06/09/21	
64231	06/08/21	P2113509	V021734	FIRST BANKCARD / FIRST NATIONA	70	06/09/21	
64231	06/08/21	P2113515	26003	ZEE MEDICAL SERVICE	308	06/09/21	
64231	06/29/21	P2114455	26003	ZEE MEDICAL SERVICE	769	06/30/21	
64231	06/29/21	P2114540	V021734	FIRST BANKCARD / FIRST NATIONA	54	06/30/21	
65001	06/30/21	P2114777	V021734	FIRST BANKCARD / FIRST NATIONA	545	06/30/21	
68151	06/02/21	P2113324	03110	COOK'S/GENCOM COMMUNICATION	271	06/09/21	
68151	06/08/21	P2113516	V022582	TECHTRONIX	760	06/09/21	
68151	06/29/21	P2114456	V022582	TECHTRONIX	1,520	06/30/21	
** Account Total **					65,368	16,108	52,141

SORT ORDER: SPECOBJ within SECTION within FUND

SELECT FUND: 515

BUDGET: DEPARTMT REQST; SPECOBJ AND BUDGETS SHOWN; ALL of Fiscal Year

FUNDGRP	FUNDGRP Title	SECTION	SECTION Description	Budget	This Month	Tp - Date	SECTION Title		Director	Comm% Avail%
							Before	Open		
TRANSIT-STAGELINE-GEN P										
515 TRANSIT FUND										
34800										
SPECOBJ	SPECOBJ Description	Budget	This Month	Tp - Date	Before	Open	Balance	Exp%	Comm%	Aval%
44015	INTEREST INCOME-PROPRIETAR	0	0	0	0	0	0	0	0	0
44200	BUILDING RENTALS	0	0	0	0	0	0	0	0	0
44220	TROLLEY RENTAL-TRANSIT	14,000	1,600	600	13,400	0	13,400	4.3	0	95.7
44300	ADVERTISING INCOME	35,000	0	38,274	-3,274	0	-3,274	109.4	0	Over
45031	1/2 & SALES TAX-MEAS C	1188,000	277,891	1482,286	-294,286	0	-294,286	124.8	0	Over
45038	OTHER GRANTS-CAP	121,000	5,671	5,671	115,329	0	115,329	4.7	0	95.3
45061	LTF-ARTICLE 4 TRANSIT	2078,000	0	0	2078,000	0	2078,000	97.0	0	100.0
45066	STATE TRANSIT ASSISTANCE	454,000	0	440,444	13,556	0	13,556	0	0	3.0
45072	SBI STATE OF GOOD REPAIR	0	0	113,561	-113,561	0	-113,561	0	0	0
45073	LOW CARBON TRANSIT OPERATI	276,000	0	0	276,000	13,001	262,999	4.7	0	95.3
45140	CA PROP 1B-TRANSPORTATION	0	0	0	0	0	0	0	0	0
46501	STAGE LINE FARES	0	0	3,736	-3,736	0	-3,736	0	0	0
46502	ROUND UP FARES	0	0	0	0	0	0	0	0	0
46505	BUS FARE PASSES	0	0	11	-11	0	-11	0	0	0
46506	METRO PASS	0	0	1,440	-1,440	0	-1,440	0	0	0
47502	SALE OF PROP/EQUI-PROPRIET	0	0	0	0	0	0	0	0	0
47902	MISCELLANEOUS RECEIPTS	0	0	0	0	0	0	0	0	0
47903	MISCELLANEOUS REFUNDS	0	0	0	0	0	0	0	0	0
61000	SALARIES REGULAR	843,500	66,227	694,923	148,577	0	148,577	82.4	0	17.6
61160	ACTING/OUT OF CLASS PAY	0	0	0	0	0	0	0	0	0
61200	OVERTIME REGULAR	22,000	1,521	18,961	3,039	0	3,039	86.2	0	13.8
61207	OVERTIME-CALLOUT	6,500	737	6,429	71	0	71	98.9	0	1.1
61211	HOLIDAY BUYOUT	0	0	0	0	0	0	0	0	0
61214	OVERTIME COVID19	0	0	0	0	0	0	0	0	0
61216	CTO BUYBACK	6,000	0	442	5,558	0	5,558	7.4	0	92.6
61300	EXTRA HELP	425,000	40,870	442,732	-17,732	0	-17,732	104.2	0	Over
62001	RETIREMENT-MISC	178,000	12,544	140,266	37,734	0	37,734	78.8	0	21.2
62004	DEFERRED COMP CONTRIBUTION	10,200	734	7,437	2,763	0	2,763	72.9	0	27.1
62005	WORKER'S COMPENSATION	54,200	4,562	51,946	2,254	0	2,254	95.8	0	4.2
62006	HEALTH BENEFIT PLAN	220,900	15,488	177,392	43,508	0	43,508	80.3	0	19.7
62007	MEDICARE	12,000	1,058	11,240	760	0	760	93.7	0	6.3
62010	SICK LEAVE INCENTIVE	10,000	0	7,428	2,572	0	2,572	74.3	0	25.7
62011	SOC SEC/PERS-EXTRA HELP	95,800	7,764	87,293	8,507	0	8,507	91.1	0	8.9
62012	OTHER BENEFITS	2,300	210	2,300	0	0	0	100.0	0	0
62013	Workers Comp-EH	46,400	4,223	47,968	-1,568	0	-1,568	103.4	0	Over
62014	HEALTH INS REBATE	5,500	462	5,460	40	0	40	99.3	0	0.7
62024	VANTAGE CARE CONTRIBUTION	0	0	0	0	0	0	0	0	0
62025	Salary Benefit Concessions	0	0	0	0	0	0	0	0	0
63000	FLEET- O/M CHARGE	0	0	0	0	0	0	0	0	0
63001	FLEET REPLACEMENT CHARGE	0	0	0	0	0	0	0	0	0
63004	VEHICLE ALLOWANCE	11,500	960	9,500	2,000	0	2,000	82.6	0	17.4
63009	FLEET ADMIN CHARGES	76,300	0	67,430	8,870	0	8,870	88.4	0	11.6
63010	FLEET CHARGES-ACTUAL BASIS	388,300	0	311,229	77,071	0	77,071	80.2	0	19.8
63205	TELEPHONE-COMM SERVICES	30,000	1,000	5,387	24,613	0	24,613	18.0	0	82.0
63301	CONSULTING SERVICES	0	0	0	0	0	0	0	0	0
63304	MARKETING SERVICES	18,000	826	18,181	-181	0	-181	101.0	0	Over

SORT ORDER: SPECOBJ within SECTION within FUND

SELECT FUND: 515
 BUDGET: DEPARTMT REQST; SPECOBJ AND BUDGETS SHOWN; ALL of Fiscal Year

FUNDGRP	SPECOBJ	Description	Budget	This Month	Tp - Date	SECTION Title		Director	Balance	Exp%	Comm%	Aval%
						SECTION	TRANSIT-STAGELINE-GEN P					
515	TRANSIT FUND		34800			Before	Open					
						Commitments	Commitments					
63305	DEVELOPMENT SERVICES		0	0	0	0	0	0	0	0	0	0
63306	MEDICAL SERVICES		0	0	0	0	0	0	0	0	0	0
63314	SEWER PLANT & FACILITIES		0	0	0	0	0	0	0	0	0	0
63315	OTHER SERVICES		75,000	3,438	38,277	36,723	700	36,023	51.0	0.9	48.0	0
63316	TRANSIT SERVICES		313,400	0	313,400	313,400	0	313,400			100.0	0
63318	INDUSTRIAL PARK MARKETING		0	0	0	0	0	0	0	0	0	0
63334	NUTRITION PROGRAM		0	0	0	0	0	0	0	0	0	0
63350	TEMP PERSONNEL SERVICES		5,000	0	0	5,000	0	5,000			100.0	0
63390	CREDIT CARD CHARGES		0	34	112	-112	0	-112			0	0
64107	RESOURCE MATERIALS		0	0	0	0	0	0	0	0	0	0
64230	MISCELLANEOUS		0	0	0	0	0	0	0	0	0	0
64231	MISCELLANEOUS SUPPLIES COV		20,000	2,761	25,321	-5,321	1,092	-6,414	126.6	5.5	Over	0
65001	TRAVEL-CONFERENCES		8,000	545	808	7,193	0	7,193	10.1		89.9	0
65002	TRAVEL-MEETINGS		0	0	0	0	0	0	0	0	0	0
65101	TRAINING-EDUCATIONAL INCEN		0	0	0	0	0	0	0	0	0	0
65102	TRAINING-CLASSES & SEMINAR		3,000	375	2,933	68	1,380	-1,313	97.8	46.0	Over	0
65201	MEMBERSHIP/ASSOCIATION DUE		600	0	535	65	0	65	89.2		10.8	0
66001	GENERAL ADMINISTRATION CHA		104,000	7,837	94,000	10,000	0	10,000	90.4		9.6	0
66003	GENERAL SERVICE CHARGES		371,300	26,300	315,600	55,700	0	55,700	85.0		15.0	0
66005	PROPERTY & LIABILITY INS C		75,400	4,020	48,900	26,500	0	26,500	64.9		35.1	0
66803	GEN LIABILITY CLAIM-PROP		0	0	0	0	0	0	0	0	0	0
68120	OTHER CAPITAL OUTLAY		0	0	0	0	0	0	0	0	0	0
68130	LCTOP ROUTE IMPROVEMENTS 2		0	2,982	49,297	-49,297	0	-49,297			0	0
68131	LCTOP ROUTE IMPROVEMENTS 2		164,000	0	0	164,000	0	164,000			100.0	0
68132	LCTOP ROUTE IMPROVEMENTS 2		112,000	0	0	112,000	0	112,000			100.0	0
68133	LCTOP ELECTRIC BUSES 2020		0	0	0	0	0	0	0	0	0	0
68140	SGR CAPITAL		0	0	124	-124	0	-124			0	0
68150	LTF CAPITAL OUTLAY		0	0	0	0	0	0	0	0	0	0
68151	STA CAPITAL OUTLAY		16,000	0	0	16,000	0	16,000			100.0	0
68160	MASTER PLAN SUSTAINABILITY		121,000	11,469	17,413	103,588	0	103,588	14.4		85.6	0
68202	VIDEO DISPLAY TUBES		0	0	0	0	0	0	0	0	0	0
68210	PC SYSTEMS		0	0	0	0	0	0	0	0	0	0
68302	SURVEILLANCE EQUIPMENT		0	0	0	0	0	0	0	0	0	0
68573	SECURITY SYSTEMS		0	0	0	0	0	0	0	0	0	0
68725	TRANSIT BUSES/VANS		0	0	0	0	0	0	0	0	0	0
68728	SENIOR CENTER-ADA UPGRADES		0	0	0	0	0	0	0	0	0	0
** TOTAL REVENUE **			4166,000	285,161	2086,023	2079,977	13,001	2066,976	50.1	0.3	49.6	0
** TOTAL EXPENSES **			3851,100	218,946	2707,262	1143,838	3,172	1140,665	70.3	0.1	29.6	0
** REVENUE - EXPENSE **			314,900	66,215	-621,239	936,139	9,828	926,311	197.3	3.1	294.2	0

SORT ORDER: SPECOBJ within SECTION within FUND

SELECT FUND: 515
 BUDGET: DEPARTMT REQST; SPECOBJ AND BUDGETS SHOWN; ALL of Fiscal Year

FUNDRP	FUNDRP Title	SECTION	SECTION Title	Director
515	TRANSIT FUND	34800	TRANSIT-STAGELINE-GEN P	
	SPECOBJ Description	Budget	Before Commitments	Open Commitments
	TRANSIT FUND	TOTALS **		
**	TOTAL REVENUE **	7470,300	5407,526	60,178
**	TOTAL EXPENSES **	-7470,300	1258,090	8,115
**	REVENUE - EXPENSE **		-804,684	52,064
			1249,975	83.2
			-6717,680	10.8
				0.1
				16.7
				-0.7
				Over

SELECT FUND: 515
 BUDGET: DEPARTMT REQST; SPECOBJ AND BUDGETS SHOWN; ALL of Fiscal Year

FUNDRP	FUNDRP Title	SECTION	Budget	This Month	Typ	Date	Before Commitments	Open Commitments	Balance	Exp%	Comm%	Aval%
515	TRANSIT FUND	34800										
SPECOBJ	SPECOBJ Description											
**	GRAND TOTAL REVENUE **		7471,000	286,546		5407,526	2063,474	60,178	2003,296	72.4	0.8	26.8
**	GRAND TOTAL EXPENSE **		7470,300	772,659		6212,210	1258,090	8,115	1249,975	83.2	0.1	16.7
**	REVENUE - EXPENSE **		700	-486,113		-804,684	805,384	52,064	753,320	000.0	437.7	617.2

SORT ORDER: SPECOBJ within SECTION within FUND

SELECT FUND: 515
 BUDGET: DEPARTMT REQST; SPECOBJ AND BUDGETS SHOWN; ALL of Fiscal Year

SECTION	Ref Date	Reference	PEID	PE Name	Description	Director	Original Amount	Liquidating Expenditure	Current Amount	Last Active
34800					TRANSIT-STAGELINE-GEN PUBLIC					
SPECOBJ	04/29/21	P2112026	V018709	THE LAMAR COMPANIES			13,001	0	13,001	04/29/21
45073	04/21/20	P2011763	V021845	DYNAMITE CAR AUDIO			344	344*	0	06/23/21
63205	05/28/21	P2113171	06043	FRESNO MOBILE RADIO			371	371*	0	06/09/21
63205	06/08/21	P2113513	03110	COOK'S/GENCOM COMMUNICATION			79	79*	0	06/09/21
63205	06/08/21	P2113514	03110	COOK'S/GENCOM COMMUNICATION			31	31*	0	06/09/21
63205	06/29/21	P2114460	06043	FRESNO MOBILE RADIO			371	371*	0	06/30/21
63205	06/30/21	P2114848	03110	COOK'S/GENCOM COMMUNICATION			148	148*	0	06/30/21
63304		P2200731	V023303	SINGH, PRADDEEP			0	44*	0	06/30/21
63304	06/02/21	P2113333	V022430	SOLEDAD, LOPEZ-GOMEZ			67	67*	0	06/09/21
63304	06/08/21	P2113510	V013150	ADVERTISING SPECIALTIES & EMBR			259	259*	0	06/09/21
63304	06/22/21	P2114226	V011887	ALPHAGRAPHS			456	456*	0	06/23/21
63315		P2114512	V021734	FIRST BANKCARD / FIRST NATIONA			0	13*	0	06/30/21
63315	09/21/20	P2103549	V017383	FOCUS PACKAGING & SUPPLY COMPA			45	0	45	09/21/20
63315	12/15/20	P2106743	V022464	ANGELTRAX			300	0	300	12/15/20
63315	01/19/21	P2107943	V023058	INSIGHT PUBLIC SECTOR			211	0	211	01/19/21
63315	03/09/21	P2110083	V011887	ALPHAGRAPHS			79	0	79	03/09/21
63315	05/11/21	P2112582	V022846	WINSUPPLY OF FRESNO COUNTY CA			917	990	0	06/30/21
63315	05/28/21	P2113169	V022595	OFFICE SOLUTIONS BUSINESS PROD			46	46*	0	06/02/21
63315	05/28/21	P2113172	V022595	OFFICE SOLUTIONS BUSINESS PROD			29	29*	0	06/02/21
63315	06/02/21	P2113320	V019649	ZONAR SYSTEMS INC			462	462*	0	06/09/21
63315	06/02/21	P2113321	V019649	ZONAR SYSTEMS INC			132	132*	0	06/09/21
63315	06/04/21	P2113436	V022943	ZONAR SYSTEMS INC			193	193*	0	06/09/21
63315	06/04/21	P2113438	01035	MEDIC FIRST AID INTERNATIONAL			11	0*	0	06/04/21
63315	06/07/21	P2113578	V023230	ARAMARK UNIFORM SERVICES INC			77	77*	0	06/09/21
63315	06/07/21	P2113590	V023230	32 BELOW ICE LLC			64	64*	0	06/09/21
63315	06/07/21	P2113361	26003	32 BELOW ICE LLC			90	90*	0	06/09/21
63315	06/08/21	P2113509	V021734	ZEE MEDICAL SERVICE			0	0*	0	06/08/21
63315	06/08/21	P2113523	V021734	FIRST BANKCARD / FIRST NATIONA			194	194*	0	06/09/21
63315	06/08/21	P2113599	V022943	MEDIC FIRST AID INTERNATIONAL			39	39*	0	06/09/21
63315	06/11/21	P2113774	V022595	OFFICE SOLUTIONS BUSINESS PROD			11	11*	0	06/23/21
63315	06/18/21	P2114008	01035	ARAMARK UNIFORM SERVICES INC			77	77*	0	06/23/21
63315	06/22/21	P2114193	VPC0013	HANCE, AMY			40	40*	0	06/23/21
63315	06/25/21	P2114332	V018645	CORE BUSINESS INTERIORS INC			66	0	66	06/25/21
63315	06/29/21	P2114453	V022595	OFFICE SOLUTIONS BUSINESS PROD			28	28*	0	06/30/21
63315	06/29/21	P2114454	V022595	OFFICE SOLUTIONS BUSINESS PROD			150	150*	0	06/30/21
63315	06/29/21	P2114540	V021734	FIRST BANKCARD / FIRST NATIONA			194	210*	0	06/30/21
63315	06/29/21	P2114564	V019649	ZONAR SYSTEMS INC			85	85*	0	06/30/21
63315	06/30/21	P2114606	V023230	32 BELOW ICE LLC			72	72*	0	06/30/21
63315	06/30/21	P2114780	V023230	32 BELOW ICE LLC			189	189*	0	06/30/21
63315	06/30/21	P2114788	V023230	32 BELOW ICE LLC			182	182*	0	06/30/21
63315	06/30/21	P2114788	V010167	AQUAZYME OF CENTRAL CALIFORNIA			0	637*	0	06/30/21
64231	09/10/20	P2102951	V017383	FOCUS PACKAGING & SUPPLY COMPA			519	0	519	09/10/20
64231	09/21/20	P2103548	V017383	FOCUS PACKAGING & SUPPLY COMPA			207	0	207	09/21/20
64231	12/22/20	P2106980	V017383	FOCUS PACKAGING & SUPPLY COMPA			367	0	367	12/22/20
64231	06/08/21	P2113361	26003	ZEE MEDICAL SERVICE			308	308*	0	06/09/21

Sort Order: SPECOBJ within SECTION within FUND

SELECT FUND: 515
 BUDGET: DEPARTMT REQST; SPECOBJ AND BUDGETS SHOWN; ALL of Fiscal Year

SECTION	Ref Date	Reference	PEID	PE Name	Original Amount	Liquidating Expenditure	Current Amount	Last Active	Director
34800				TRANSIT-STAGELINE-GEN PUBLIC					
64231	06/08/21	P2113509	V021734	FIRST BANKCARD / FIRST NATIONA	70	70*	0	06/09/21	
64231	06/08/21	P2113515	26003	ZEE MEDICAL SERVICE	308	308*	0	06/09/21	
64231	06/08/21	P2113541	V010167	AQUAZyme OF CENTRAL CALIFORNIA	615	615*	0	06/09/21	
64231	06/29/21	P2114455	26003	ZEE MEDICAL SERVICE	769	769*	0	06/30/21	
64231	06/29/21	P2114540	V021734	FIRST BANKCARD / FIRST NATIONA	54	54*	0	06/30/21	
65001	06/30/21	P2114777	V021734	FIRST BANKCARD / FIRST NATIONA	545	545	0	06/30/21	
65102	06/08/21	P2113595	V021734	FIRST BANKCARD / FIRST NATIONA	375	375*	0	06/09/21	
65102	06/29/21	P2114512	V021734	FIRST BANKCARD / FIRST NATIONA	75	0*	0	06/29/21	
65102	06/30/21	P2114777	V021734	FIRST BANKCARD / FIRST NATIONA	1,380	0	1,380	06/30/21	
68130		P2200621	V022962	PRE-SORT CENTER OF STOCKTON IN	0	1,994*	0	06/30/21	
68130	06/22/21	P2114217	V022595	OFFICE SOLUTIONS BUSINESS PROD	495	495*	0	06/23/21	
68130	06/30/21	P2114584	V020125	CLOVIS ROUNDUP	493	493*	0	06/30/21	
68160		P2200796	V023262	CALSTART INC	0	11,469*	0	06/30/21	

** Account Total ** 25,754 23,739 16,175



DEPARTMENT OF TRANSPORTATION

FRESNO AREA EXPRESS • FLEET • HANDY RIDE

Gregory Barfield, Director

2223 G Street
Fresno, California 93706
(559) 621-RIDE
www.fresno.gov

June 30, 2021


Shonna Halterman, General Services Director
City of Clovis
155 N. Sunnyside
Clovis, CA 93611

Dear Ms. Halterman:

This Letter of Agreement is being sent to the City of Clovis in accordance with Section 6 of the 2018 contract which states that Schedule A shall be updated annually, (Schedule A, as updated, is attached for your reference). Effective July 1, 2021 through June 30, 2022, the total cost to the City of Clovis for services provided by Fresno Area Express will be Two Hundred Ninety Eight Thousand Three Hundred Eighty Five Dollars and Fifteen Cents (\$298,385.15).

If you have any questions concerning this Letter of Agreement, or need additional information, please contact me at 621-1441 at your earliest convenience. Please have the documents executed by Luke Serpa, City Manager, and return two (2) fully executed copies to my attention.

Sincerely,


Belinda McMillan Haener
Administrative Manager

Gregory Barfield, Director

2223 G Street
Fresno, California 93706
(559) 621-RIDE
www.fresno.gov

June 30, 2021

Mr. Luke Serpa, City Manager
City of Clovis
1033 Fifth Street
Clovis, CA 93612

Dear Mr. Serpa:

This Letter of Agreement represents the Agreement To Provide Transit Service To The City of Clovis dated December 3, 2018. In accordance with Section 6 of the contract, Schedule A shall be updated annually, (Schedule A, as updated, is attached for your reference).

Effective July 1, 2021 through June 30, 2022, the total cost to the City of Clovis for services provided by Fresno Area Express will be Two Hundred Ninety Eight Thousand Three Hundred Eighty Five Dollars and Fifteen Cents (\$298,385.15).

If you have any questions concerning this Letter of Agreement, or need additional information, please contact me at 621-7784 at your earliest convenience.


Sincerely,

Joe Vargas
Assistant Director of Transportation
Department of Transportation / FAX

Accepted by City of Clovis:

Luke Serpa, City Manager
City of Clovis

Accepted by City of Fresno:



Joe Vargas, Assistant Director of
Transportation
City of Fresno/Department of
Transportation

2223 G Street
Fresno, California 93706
(559) 621-RIDE
www.fresno.gov

Schedule A

Agreement to Provide Transit Service to the City of Clovis

Fixed Route Annual Service Costs

Fiscal Year 2022 charges for fixed route service include only direct service costs for services provided within the City of Clovis. The direct service costs include driver employee service costs and vehicle operating expenses, exclusive of Fresno Area Express and City of Fresno administrative overhead, supervisory, maintenance personnel, and facility maintenance expenses.

Weekday service hours will extend from 6:29 am to 7:20 pm and weekend service hours will extend from 7:57 am to 3:40 pm.

Fiscal Year 2022 Cost of Route Hours:

Service Type	Service Days	Trips per Day	Minutes per Trip	Minutes per Hour	Cost per Hour	Total Annual Cost
Weekday Service	252 x	26 x	30 /	60 x	\$63.49 =	\$ 207,993.24
Weekend Service	111 x	15 x	28 /	60 x	\$63.49 =	\$ 49,331.73
Cost of Route Hours						\$ 257,324.97

Fiscal Year 2022 Cost of Route Miles:

Service Type	Service Days	Trips per Day	Miles per Trip	Cost per Mile	Total Annual Cost
Weekday Service	252 x	26 x	4.67 x	\$1.07 =	\$ 32,739.86
Weekend Service	111 x	15 x	4.67 x	\$1.07 =	\$ 8,320.32
Cost of Route Miles					\$ 41,060.18

Fiscal Year 2022 Total Cost of Services: \$ 298,385.15

2223 G Street
Fresno, California 93706
(559) 621-RIDE
www.fresno.gov

Cost per Hour Calculation

Total Operations Division Employee Services Budget:	\$	32,119,300	
			-
Total Non-Driver Employee Services Costs:	\$	3,661,030	
			=
Net Driver Employee Services Costs:	\$	28,458,270	
			/
Budgeted Annual Driver Revenue Service Pay Hours:		448,240	
			=
Cost per Hour:	\$	63.49	

Cost per Mile Calculation

Hazardous Waste Management	\$	70,000	
			+
Outside Repair, Maintenance, and Service - Building	\$	343,500	
			+
Outside Repair, Maintenance, and Service - Vehicles	\$	289,500	
			+
Outside Repair, Maintenance, and Service – Equipment	\$	56,500	
			+
Computer Software	\$	12,500	
			+
Materials and Parts – Vehicles	\$	628,800	
			+
Materials and Parts - Equipment	\$	34,000	
			+
Inventory	\$	1,391,000	
			+
Materials and Supplies – Tires	\$	370,000	
			+
Lubricating Oils and Fuels	\$	98,000	
			+
Alternative Fuel	\$	2,446,200	
			+
Taxes and Bond Premiums	\$	25,000	
			=
Total Direct Vehicle and Operations Maintenance Costs:	\$	5,765,000	
			/
Budgeted Annual Vehicle Operating Miles:		5,369,205	
			=
Cost per Mile:	\$	1.07	

CARRIER NAME City of Clovis-Public Transit	CA NUMBER 43134	LOC. CODE 435	SUBAREA 05
STREET ADDRESS, CITY, STATE, ZIP CODE 155 N. Sunnyside, Clovis, CA 93611	PHONE NUMBER (559) 324-2770	DATE 02/23/2021	
CARRIER REPRESENTATIVE Lori Shively	TITLE Personnel/Risk Manager	TIME IN 08 00	TIME OUT
INSPECTION LOCATION (if other than the carrier's principal place of business) 1033 Fifth Street, Clovis, CA 93612	U.S. DOT NUMBER 2808119	MC NUMBER	

On this date, the above named motor carrier was inspected by the California Highway Patrol. The inspection evaluated the carrier's compliance with the following requirements:

CONTROLLED SUBSTANCES & ALCOHOL TESTING PROGRAM [VC 34520 & 49 CFR 382]

OTHER: _____

REMARKS


Carrier's Consortium
Preferred Alliance, Inc.
16960 Harlan Road
Lathrop, CA 95330
Contact: Veronica
Contacted Preferred Alliance, Inc. to verify enrollment.

As a result of the inspection noted above, this carrier was assigned a compliance rating of SATISFACTORY
This rating applies only to carrier requirements - Terminals are rated separately.

RATING HISTORY 1 S 2 S 3 U 4 S	NO. OF RECORDS INSPECTED 45	NO. OF VIOLATIONS	CHP 345 ISSUED <input type="checkbox"/>	SUSPENSE DATE <input checked="" type="checkbox"/> Auto <input type="checkbox"/> None	CHP 1000 COLUMN NO. 4
INSPECTED BY (Name) Charles Jones	ID NUMBER A13502	CARRIER TYPE <input type="checkbox"/> Truck <input checked="" type="checkbox"/> Bus			

MOTOR CARRIER CERTIFICATION

I hereby certify that all violations recorded hereon and on the attached pages (2 through 6) will be corrected in accordance with applicable provisions of the California Vehicle Code and the California Code of Regulations. I understand that I may request a review of an unsatisfactory rating by contacting the CENTRAL Division Motor Carrier Safety Unit Supervisor at (559) 453-3130 within 5 calendar days of the rating.

CARRIER REPRESENTATIVE'S PRINTED NAME Lori Shively	TITLE Personnel / Risk Manager	DRIVER LICENSE NUMBER 05473906 CA
CARRIER REPRESENTATIVE'S SIGNATURE 	CURRENT CARRIER RATING SATISFACTORY	DATE 2/22/2022

DEPARTMENT OF CALIFORNIA HIGHWAY PATROL

**SAFETY COMPLIANCE REPORT/
TERMINAL RECORD UPDATE**

CHP 343 (Rev. 12-17) OPI 062

NEW TERMINAL INFORMATION <input checked="" type="checkbox"/> Yes <input type="checkbox"/> No	CA NUMBER 43134	FILE CODE NUMBER 113866	COUNTY CODE 10	BED
TERMINAL TYPE <input type="checkbox"/> Truck <input checked="" type="checkbox"/> Bus <input type="checkbox"/> Mod Limo	CODE G	OTHER PROGRAM(S) B	LOCATION CODE 435	SUBAREA 05

CARRIER LEGAL NAME City of Clovis-Public Transit	TERMINAL NAME (IF DIFFERENT)	TELEPHONE NUMBER (W/ AREA CODE) (559) 324-2771
-----------------------------------------------------	------------------------------	---------------------------------------------------

TERMINAL STREET ADDRESS (NUMBER, STREET, CITY, ZIP CODE)
155 N. Sunnyside, Clovis, CA. 93611

MAILING ADDRESS (NUMBER, STREET, CITY, ZIP CODE) (IF DIFFERENT FROM ABOVE)
155 N Sunnyside, Clovis, CA. 93611

LICENSE, FLEET AND TERMINAL INFORMATION

HM LIC. NO.	HWT REG. NO.	IMS LIC. NO.	TRUCKS AND TYPES	TRAILERS AND TYPES	PASS VEHs BY TYPE I 22 II	Mod Limo	DRIVERS 39	BIT FLEET SIZE Powered
EXP. DATE	EXP. DATE	EXP. DATE	REG. CT.	HWVEH.	HWCONT.	PPBCSAT <input checked="" type="checkbox"/> Yes <input type="checkbox"/> No <input type="checkbox"/> N/A		Towed
TERMINALS IDENTIFIED IN SECTION 34515(b) CVC <input type="checkbox"/> Yes <input checked="" type="checkbox"/> No			FILE CODE NUMBERS OF TERMINALS INCLUDED IN INSPECTION AS A RESULT OF SECTION 34515(b) CVC					

EMERGENCY CONTACTS (In Calling Order of Preference)

EMERGENCY CONTACT (NAME) Bethany Berube	DAY TELEPHONE NO. (W/ AREA CODE) (559) 324-2760	NIGHT TELEPHONE NO. (W/ AREA CODE) (559) 324-2769
EMERGENCY CONTACT (NAME) Amy Hance	DAY TELEPHONE NO. (W/ AREA CODE) (559) 324-2769	NIGHT TELEPHONE NO. (W/ AREA CODE) (559) 324-2769

ESTIMATED CALIFORNIA MILEAGE FOR THIS TERMINAL FOR LAST YEAR [2019]

A <input type="checkbox"/> UNDER 15,000	B <input type="checkbox"/> 15,001 - 50,000	C <input type="checkbox"/> 50,001 - 100,000	D <input type="checkbox"/> 100,001 - 500,000	E <input checked="" type="checkbox"/> 500,001 - 1,000,000	F <input type="checkbox"/> 1,000,001 - 2,000,000	G <input type="checkbox"/> 2,000,001 - 5,000,000	H <input type="checkbox"/> 5,000,001 - 10,000,000	I <input type="checkbox"/> MORE THAN 10,000,000
--------------------------------------------	-----------------------------------------------	------------------------------------------------	-------------------------------------------------	--------------------------------------------------------------	-----------------------------------------------------	-----------------------------------------------------	------------------------------------------------------	----------------------------------------------------

OPERATING AUTHORITIES OR PERMITS

PUC <input type="checkbox"/> T	<input type="checkbox"/> TCP <input type="checkbox"/> PSC	MOTOR CARRIER OF PROPERTY PERMIT ACTIVE <input type="checkbox"/> Yes <input type="checkbox"/> No <input checked="" type="checkbox"/> N/A	IMS FITNESS EVALUATION <input type="checkbox"/> Yes <input checked="" type="checkbox"/> No
USDOT 2808119	<input type="checkbox"/> MC <input type="checkbox"/> MX	<input type="checkbox"/> MC <input type="checkbox"/> MX	REASON FOR INSPECTION Annual Bus Terminal

INSPECTION FINDINGS INSPECTION RATINGS: S = Satisfactory U = Unsatisfactory C = Conditional UR = Unrated N/A = Not Applicable

REQUIREMENTS	VIOL.	MAINTENANCE PROGRAM	DRIVER RECORDS	REG. EQUIPMENT	HAZARDOUS MATERIALS	TERMINAL
MAINTENANCE PROGRAM	1	1 S 2 S 3 S 4 S	1 S 2 S 3 S 4 S	1 S 2 S 3 S 4 S	1 N/A 2 N/A 3 N/A 4 N/A	1 S 2 S 3 S 4 S
DRIVER RECORDS		No. 6 Time	No. 20 Time	No. 6 Time	TIME	TOTAL TIME
DRIVER HOURS		HAZARDOUS MATERIALS <input type="checkbox"/> No H/M Transported <input type="checkbox"/> No H/M violations noted	CONTAINERS/TANKS No. Time	VEHICLES PLACED OUT-OF-SERVICE Vehicles		Units
BRAKES		REMARKS See attached Capri and inspection reports for additional information				
LAMPS & SIGNALS						
CONNECTING DEVICES						
STEERING & SUSPENSION						
TIRES & WHEELS						
EQUIPMENT REQUIREMENTS	2					
CONTAINERS & TANKS						
HAZARDOUS MATERIALS						

INSPECTION TYPE <input checked="" type="checkbox"/> I <input type="checkbox"/> R	NON-BIT <input type="checkbox"/>	CPSS <input type="checkbox"/> Yes <input type="checkbox"/> No	CHP 345 <input type="checkbox"/>	CHP 100D COL. <input type="checkbox"/>	INSPECTION DATE(S) 10/13,14,15/2020 & 11/6/2020	TIME IN	TIME OUT
INSPECTED BY (NAME(S)) C Jones					ID NUMBER(S) A13502	SUSPENSE DATE <input checked="" type="checkbox"/> Auto <input type="checkbox"/> None	

MOTOR CARRIER CERTIFICATION

I hereby certify that all violations described hereon and recorded on the attached pages (2 through 12), will be corrected in accordance with applicable provisions of the California Vehicle Code and the California Code of Regulations. I understand that I may request a review of an unsatisfactory rating by contacting the Motor Carrier Safety Unit Supervisor at 559-453-3130 within 5 business days of the rating.

CURRENT TERMINAL RATING SATISFACTORY	CARRIER REPRESENTATIVE'S SIGNATURE 	DATE 11/06/2020
CARRIER REPRESENTATIVE'S PRINTED NAME Bethany Berube	TITLE Transit Supervisor	DRIVER LICENSE NUMBER STATE P-3568762 CA

CARRIER NAME City of Clovis-Public Transit	CA NUMBER 43134	LOC. CODE 435	SUBAREA 05
STREET ADDRESS, CITY, STATE, ZIP CODE 155 N. Sunnyside, Clovis, CA. 93611	PHONE NUMBER (559) 324-2770	DATE 10/13,14,15/2020 & 11/6/20	
CARRIER REPRESENTATIVE Bethany Berube	TITLE Transit Supervisor	TIME IN	TIME OUT
INSPECTION LOCATION (If other than the carrier's principal place of business)	U.S. DOT NUMBER	MC NUMBER	

On this date, the above named motor carrier was inspected by the California Highway Patrol. The inspection evaluated the carrier's compliance with the following requirements:

CONTROLLED SUBSTANCES & ALCOHOL TESTING PROGRAM [VC 34520 & 49 CFR 382]

OTHER: _____

REMARKS

Carrier is currently enrolled in a Random DOT Controlled Substance and Alcohol testing program with:

Preferred Alliance, Inc
 16960 Harlan Road
 Lathrop, CA. 95330
 877-272-5227


Called and verified enrollment with Annette.

As a result of the inspection noted above, this carrier was assigned a compliance rating of UNSATISFACTORY
 This rating applies only to carrier requirements - Terminals are rated separately.

RATING HISTORY 1 S 2 S 3 S 4 U	NO. OF RECORDS INSPECTED 39	NO. OF VIOLATIONS 1	CHP 345 ISSUED <input checked="" type="checkbox"/>	SUSPENSE DATE <input checked="" type="checkbox"/> Auto <input type="checkbox"/> None	CHP 100D COLUMN NO.
INSPECTED BY (Name) C Jones			ID NUMBER A13502	CARRIER TYPE <input type="checkbox"/> Truck <input checked="" type="checkbox"/> Bus	

MOTOR CARRIER CERTIFICATION

I hereby certify that all violations recorded hereon and on the attached pages (2 through 8) will be corrected in accordance with applicable provisions of the California Vehicle Code and the California Code of Regulations. I understand that I may request a review of an unsatisfactory rating by contacting the CENTRAL Division Motor Carrier Safety Unit Supervisor at 559-453-3130 within 5 calendar days of the rating.

CARRIER REPRESENTATIVE'S PRINTED NAME Bethany Berube	TITLE Transit Supervisor	DRIVER LICENSE NUMBER	STATE
CARRIER REPRESENTATIVE'S SIGNATURE 	CURRENT CARRIER RATING UNSATISFACTORY	DATE 11/06/2020	

