

2223 G Street
Fresno, California 93706
(559) 621-RIDE
www.fresno.gov

September 20, 2021

Les Beshears, Finance Director
Fresno Council of Governments
2035 Tulare Street, Suite 201
Fresno, CA 93721

Re: Fiscal 2022 LTF and STA Claim

Dear Mr. Beshears:

Please accept Fresno's Fiscal 2022 LTF and STA Claim for the Transportation Technical Committee agenda for adoption by the COFCG during the next meeting.

If you have any questions regarding the enclosed claim documents, or need additional information, please contact me at (559) 621-1441 or by email at Belinda.McMillanHaener@fresno.gov at your convenience.

Thank You,



Belinda McMillan Haener
Administrative Manager
Department of Transportation

Enter Date: **9/20/2021** Claimant Name: **City of Fresno**

TRANSPORTATION FUNDING CLAIM FOR FISCAL YEAR: 2021/22

Instructions: Please note that each page of this claim is a separate worksheet, please click through all tabs and complete. Also note that light yellow fields require an entry if applicable, light grey fields contain formulas that will automatically calculate based on corresponding entries. A date and claimant name field is at the top of the first page, and automatically repeats on following pages, (date should be formatted 00/00/0000)

**When completed, please print, sign and send signed original via mail to:
 Les Beshears, Director of Finance, Fresno Council of Governments
 2035 Tulare Street, Suite 201, Fresno, CA 93721**

From: Applicant: **City of Fresno/Fresno Area Express**
Address: **2223 G Street**
City/State/Zip: **Fresno, CA 93704**
Contact Phone/email: **Belinda McMillan Haener; 559-621-1441; Belinda.McMillanHaener@fresno.gov**

This applicant is an eligible claimant pursuant to Section 99203 of the Public Utilities Code and certifies that the following transportation funds are available to be claimed:

Local Transportation Fund

		Apportionment:	\$ 22,958,025.00
Fresno County	\$3,947,399	Trust Fund Balance (Surplus Prior Years):	\$ 12,495,452.00
Clovis	\$298,385	Unexpended, Held by Claimant:	
		Other Agency:	\$ 4,245,784.00

State Transit Assistance Fund

		Estimate:	\$ 4,871,296.00
		Trust Fund Balance (Surplus Prior Years):	\$ 3,093,080.00
		Unexpended, Held by Claimant:	
		Other Agency:	


Other

	Audit Exception/Impairment (required General Fund Payback):	
	Other:	

Forty Seven Million Six Hundred Sixty Three Thousand Six Hundred Thirty Seven	TOTAL
	\$ 47,663,637.00

spell out total amount in above cell
 for the purposes and respective amounts specified in the attached claim be drawn from the Local Transportation Fund and State Transit Assistance Fund.

Please print and sign after completing form

Authorized Signature: 
Name/Title: **Belinda McMillan Haener/Administrative Manager**
Date: **9/20/2021**



2035 Tulare St., Ste. 201 tel 559-233-4148
 Fresno, California 93721 fax 559-233-9645

www.fresnocog.org

9/20/2021

Claimant Name: City of Fresno

TRANSPORTATION FUNDING CLAIM DETAIL FOR FISCAL YEAR: 2021/22

PURPOSE	AMOUNT	SUBTOTAL
1. Bicycle & Pedestrian Facilities:		
Article 3:	\$ 456,937.00	
Article 8a:		
Audit Exceptions (General Fund Payback);		
Unexpended Funds, Held by Claimant:		
Other Agency:		
		\$ 456,937.00
2. Regional Transportation Planning:	\$ 638,111.00	\$ 638,111.00
3. Public Transportation		
Article 4:	\$ 24,878,095.00	
Article 4.5:	\$ 1,230,666.00	
State Transit Assistance Funds (STA):	\$ 4,871,296.00	
Audit Exceptions (General Fund Payback):		
Unexpended Funds, Held by Claimant:		
Other (specify) : LTF Surplus (FY2020)	\$ 12,495,452.00	
Other (specify): STA Surplus (FY2020)	\$ 3,093,080.00	\$ 46,568,589.00
4. To Be Claimed By:		
	\$ -	
Other Agency:		
Other Agency:		
Other Agency:		
		\$ -
5. Reserve in Fund Pending Further Claiming		\$ -
GRAND TOTAL		\$ 47,663,637.00
Claim Total Must Agree With Total on First Page		\$ 47,663,637.00
Minus All Unexpended Funds Held By		\$ -
GRAND TOTAL PAYABLE TO CLAIMANT		\$ 47,663,637.00

Allocation instructions and payment by the Fresno County Auditor-Controller to the applicant is subject to such monies being available for distribution, and to the provisions that such monies will be used only in accordance with the rules and regulations of the Transportation Development Act.

9/20/2021

Claimant Name: City of Fresno

BICYCLE AND PEDESTRIAN FACILITIES FOR FISCAL YEAR: 2021/22

Two percent (2%) of the claimant's Local Transportation Fund apportionment must be spent on bicycle and pedestrian facilities (PUC 99233.3 and 99234); such claims are to be filed as Article 3. Claims for projects in excess of 2% may be filed as Article 8a (PUC 99400(a)). If other funding is to be used with Local Transportation Funds to implement projects, such funding should be shown on the claim form.

PROJECT TITLE & BRIEF DESCRIPTION	PROJECT COST
-----------------------------------	--------------

Various Bicycle & Pedestrian Facilities throughout the claimant's jurisdiction:	\$ 456,937.00
---	---------------

AND/OR:

Other - describe briefly if applicable:	\$ -
Other - describe briefly if applicable:	\$ -
Other - describe briefly if applicable:	\$ -
TOTAL PROJECT COSTS	\$ 456,937.00

PUBLIC AND SPECIALIZED TRANSPORTATION SERVICE CLAIM FOR OPERATING AND CAPITAL EXPENSES FY: 2021/22

GENERAL TRANSPORTATION SERVICE PROPOSED 2021/22	PROJECT COSTS		TOTALS
<i>(Information needed per PUC 99266, which states no moneys may be allocated in excess of 15% above preceding year unless claim is accompanied by supporting documentation)</i>	TOTAL PROJECT COSTS \$ 103,721,100.00		
Prior Year	\$ 93,577,200.00		
Percentage Change	11%		
	<i>more than prior year</i>		
Revenue Source & Amount	Operating	Capital	Total
LTF Article 4:	\$ 19,756,100.00		\$ 19,756,100.00
LTF Article 4.5 or 8c:			\$ -
STA:	\$ 4,672,500.00		\$ 4,672,500.00
Fares:	\$ 4,136,900.00	N/A	\$ 4,136,900.00
Local Support:	\$ 9,580,400.00	N/A	\$ 9,580,400.00
Fed/State Grants:	\$ 14,962,900.00	\$ 50,612,300.00	\$ 65,575,200.00
Other - describe briefly if applicable:			\$ -
Other - describe briefly if applicable:			\$ -
Unexpended Funds Held By Claimant:			\$ -
Audit Exception - General Payback Fund:			\$ -
SUB-TOTALS	\$ 53,108,800.00	\$ 50,612,300.00	\$ 103,721,100.00

ELDERLY/HANDICAPPED SERVICE PROPOSED 2021/22	PROJECT COSTS		TOTALS
<i>(Information needed per PUC 99266, which states no moneys may be allocated in excess of 15% above preceding year unless claim is accompanied by supporting documentation)</i>	TOTAL PROJECT COSTS \$ -		
Prior Year			
Percentage Change	0%		
	<i>more than prior year</i>		
Revenue Source & Amount	Operating	Capital	Total
LTF Article 4:			\$ -
LTF Article 8c:			\$ -
STA:			\$ -
Fares:		N/A	\$ -
Local Support:		N/A	\$ -
Fed/State Grants:			\$ -
Other - describe briefly if applicable:			\$ -
Other - describe briefly if applicable:			\$ -
Unexpended Funds Held By Claimant:			\$ -
Audit Exception - General Payback Fund:			\$ -
SUB-TOTALS	\$ -	\$ -	\$ -

CONSOLIDATED TRANSIT SERVICE AGENCY PROPOSED 2021/22	PROJECT COSTS		TOTALS
<i>(Information needed per PUC 99266, which states no moneys may be allocated in excess of 15% above preceding year unless claim is accompanied by supporting documentation)</i>	TOTAL PROJECT COSTS \$ 5,021,755.00		
Prior Year	\$ 3,443,820.00		
Percentage Change	46%		
	<i>more than prior year</i>		
Revenue Source & Amount	Operating	Capital	Total
LTF Article 4.5:	\$ 1,130,666.00	\$ 100,000.00	\$ 1,230,666.00
LTF Article 8c:			\$ -
STA:			\$ -
Fares:	\$ 2,855,999.00	N/A	\$ 2,855,999.00
Local Support:		N/A	\$ -
Fed/State Grants:			\$ -
Other - describe briefly if applicable:			\$ -
Other - describe briefly if applicable:			\$ -
Unexpended Funds Held By Claimant:	\$ 935,090.00		\$ 935,090.00
Audit Exception - General Payback Fund:			\$ -
SUB-TOTALS	\$ 4,921,755.00	\$ 100,000.00	\$ 5,021,755.00
GRAND TOTALS:	OPERATING	CAPITAL	TOTAL
	\$ 58,030,555.00	\$ 50,712,300.00	\$ 108,742,855.00

Enter Date: **9/20/2021**

Claimant Name: **City of Fresno**

PUBLIC AND SPECIALIZED TRANSPORTATION SERVICE FAREBOX CALCULATION FOR FISCAL YEAR: 2021/22

REQUIRED OPERATING/FAREBOX CALCULATIONS

General Transportation Service:

		Operating Expenses:	\$ 53,108,800.00
1. Total Operating Expenses Minus Exclusions	Amount Excluded		\$ 53,108,800.00
2. Farebox Revenues			\$ 4,136,900.00
3. Other Local Support			\$ 9,580,400.00
4. Total Local Support (Adds Lines 2 + 3)			\$ 13,717,300.00
5. Farebox Revenue/Operating Expense Ratio (Line 2 Divided By Line 1)			8%
6. Required Minimum Ratio Verification: Enter 1 for Urban, 2 for Ru	1		20%
7. Total Local Support/Operating Expense Ratio (Line 4 Divided By Line 1)		Meets Minimum Requirements	26%
8. Required Minimum Ratio Criteria:			20%
URBAN 20%			
RURAL 10%			

Elderly/Handicapped Service:

		Operating Expenses:	\$ -
1. Total Operating Expenses Minus Exclusions	Amount Excluded		\$ -
2. Farebox Revenues			\$ -
3. Other Local Support			\$ -
4. Total Local Support (Adds Lines 2 + 3)			\$ -
5. Farebox Revenue/Operating Expense Ratio (Line 2 Divided By Line 1)			0%
6. Required Minimum Ratio Verification:		Does Not Meet Minimum Requirements	0%
7. Total Local Support/Operating Expense Ratio (Line 4 Divided By Line 1)			0%
8. Required Minimum Ratio Criteria:			10%
10%			

Consolidated Transportation Service Agency:

		Operating Expenses:	\$ 4,921,755.00
1. Total Operating Expenses Minus Exclusions	Amount Excluded		\$ 4,921,755.00
2. Farebox Revenues			\$ 2,855,999.00
3. Other Local Support			\$ -
4. Total Local Support (Adds Lines 2 + 3)			\$ 2,855,999.00
5. Farebox Revenue/Operating Expense Ratio (Line 2 Divided By Line 1)			58%
6. Required Minimum Ratio Verification:			0%
7. Total Local Support/Operating Expense Ratio (Line 4 Divided By Line 1)		Meets Minimum Requirements	58%
8. Required Minimum Ratio Criteria:			55%
Fares 10%			
Other Local Support 45%			

SUMMARY TOTALS:

			\$ 58,030,555.00
1. Total OF ALL Operating Expenses PLUS Exclusions	Total Operating Expenses:		\$ 58,030,555.00
	Total Amount Excluded:	\$ -	\$ 58,030,555.00
	Must Agree With TOTAL, Project Detail Operator Tab:		\$ 50,712,300.00
	2. Total of All Capital Projects:		\$ 50,712,300.00
	Must Agree With CAPITAL PROJECTS, Project Detail Operator Tab:		\$ 108,742,855.00
	3. GRAND TOTAL:		\$ 108,742,855.00

Enter Date: 9/20/2021

Claimant Name: City of Fresno

CONTINGENCY PROJECT LISTING FOR FISCAL YEAR: 2021/22

Should additional Local Transportation Fund or State Transit Assistance Fund monies be made available during the current fiscal year, they are hereby also claimed for the following purposes:

CHECK ALL THAT APPLY (Enter "X" in yellow box)

BICYCLE AND PEDESTRIAN FACILITIES Article 3

PUBLIC TRANSPORTATION Article 4

STREETS & ROADS Article 8a

SUPPLEMENTAL INFORMATION REQUIRED OF TRANSIT CLAIMANTS (CCR 6632)

ATTACHED TO THIS CLAIM ARE SUBMITTED THE FOLLOWING DOCUMENTS: (initial yellow box all that apply)

X Budget or proposed budget for the 2021/22 fiscal year.

X Statement for prior year revenues and expenditures (projections acceptable).

Transit Efficiency Calculation: Complete Transit Efficiency Page of this Claim.

X California Highway Patrol Certification pursuant to PUC 99251 (no claim may be approved unless accompanied by this certification). Date on this certification must be within 13 months of the proposed claim approval date.

STANDARD ASSURANCES FOR TRANSIT CLAIMANTS

CLAIMANT ASSURANCES: (initial yellow box all that apply)

X A. Claimant certifies that it has submitted a satisfactory, independent fiscal audit, with required certification statement, to the RTPA and to the State Controller, pursuant to PUC 99245 and 21 Cal. Code of Regulations Section 6664 for the prior fiscal year (project year minus two). Claimant assures that this audit requirement will be completed for the current fiscal year (project year minus one).

X B. Claimant certifies that it has submitted a State Controller Report, in conformance with the uniform system of accounts and records, to the RTPA, and to the State Controller, pursuant to PUC 99243, for the prior year (project year minus two). Beginning with the 1979-80 fiscal year, claimant assures that this report will be audited by an independent CPA. Claimant assures that this report will be completed for the current fiscal year (project year minus one).

X C. Claimant certifies in accordance with PUC Section 99314.5(b) that it is not precluded by any contract entered into on or after June 28, 1979, from employing part-time drivers or contracting with common carriers of persons operating under a franchise or license. Claimant further certifies that no person who was a full-time employee on June 28, 1979, shall have his or her employment terminated or his or her regular hours of employment, excluding overtime, reduced by the operator as a result of it employing part-time drivers or contracting with such common carriers.

D. Claimant filing claim pursuant to PUC Section 99260 certifies that: (check one by entering "X" in yellow cell):

X 1. the current cost of its retirement system is fully funded with respect to the officers and employees of its public transportation system (PUC Section 99271a); or

2. the operator is implementing a plan approved by the transportation planning agency which will fully fund the retirement system for such officers and employees within 40 years (PUC Section 99271a); or

3. the operator has a private pension plan which sets aside and invests on a current basis funds sufficient to provide for the payment of future pension benefits and which is fully compliant with the requirements stated in PUC Sections 99272 and 99273.

X E. Claimant certifies that it is in compliance with PUC Section 99264 that it does not routinely staff, with two or more persons, a vehicle for public transportation purposes designed to be operated by one person.

X F. Claimant certifies that it is making full use of federal funds available under the Urban Mass Transportation Act of 1964, as amended in accordance with Section 6754(a)(3).

X G. Claimant certifies that this is in compliance with PUC Section 99155.5 that if it offers reduced fares to seniors, the same reduced rate is offered to disabled persons, handicapped persons, and disabled veterans and it honors the federal Medicare card for identification to receive reduced fares.

X H. Claimant certifies that it is in compliance with PUC Section 99155.5 regarding dial-a-ride and paratransit services being accessible to handicapped persons and that the service is provided to persons without regard to vehicle ownership and place of residence.

The undersigned hereby certifies that the above statements are true and correct. Please print and sign after completing form

Authorized Signature: [Handwritten Signature]

Name/Title: Belinda McMillan Haener/Administrative Manager Date: 9/20/2021



*Department of Transportation / FAX
Fiscal Year 2022 Operating Budget*



Report ID: ZGLS0030

City of Fresno
EXPENDITURE SUMMARY REPORT BY FUND AND DEPARTMENT
Fiscal Year 2022 / Period 012
Fund 22505 and Departments 45 Thru 45

Page No. 1
Run Date 09/08/2021
Run Time 14:04:55

Fund Type: 20000F Special Revenue
Subfund: 22500F Measure C
Detail Fund: 22505 Measure C Transit
Department: 450000 Transportation Department
BY: 2022

Acct	Appropriation	M-T-D Expended	M-T-D Encumbered	Y-T-D Expended	Y-T-D Encumbered	Y-T-D Exp + Enc	Free Balance	Projection 1	Projection 2	
51101	Permanent Salaries	7,404,500.00	0.00	0.00	1,187,340.17	0.00	1,187,340.17	6,217,159.83	1,187,340.17	1,187,340.17
511011	Permanent Salaries -	0.00	0.00	0.00	16,918.14	0.00	16,918.14	-16,918.14	16,918.14	16,918.14
51102	Permanent Fringe	192,600.00	0.00	0.00	69,709.12	0.00	69,709.12	122,890.88	69,709.12	69,709.12
51103	Employee Leave Payof	38,600.00	0.00	0.00	27,324.50	0.00	27,324.50	11,275.50	27,324.50	27,324.50
51104	Perm Fringe-Health&W	1,413,300.00	0.00	0.00	216,634.00	0.00	216,634.00	1,196,666.00	216,634.00	216,634.00
51105	Perm Fringe-Life&Dis	4,500.00	0.00	0.00	798.36	0.00	798.36	3,701.64	798.36	798.36
51107	Perm Fringe-Pension,	954,400.00	0.00	0.00	160,642.23	0.00	160,642.23	793,757.77	160,642.23	160,642.23
51109	Leave Payoff At Term	24,100.00	0.00	0.00	24,100.00	0.00	24,100.00	0.00	24,100.00	24,100.00
51301	Overtime	1,289,900.00	0.00	0.00	273,898.40	0.00	273,898.40	1,016,001.60	273,898.40	273,898.40
51401	Premium Pay	0.00	0.00	0.00	10,061.22	0.00	10,061.22	-10,061.22	10,061.22	10,061.22
52302	Gen Svc Pens Oblig B	209,800.00	0.00	0.00	209,800.00	0.00	209,800.00	0.00	209,800.00	209,800.00
52403	HRA Payments	4,200.00	0.00	0.00	2,478.00	0.00	2,478.00	1,722.00	2,478.00	2,478.00
Tot: 51000 Employee Services		11,535,900.00	0.00	0.00	2,199,704.14	0.00	2,199,704.14	9,336,195.86	2,199,704.14	2,199,704.14
Tot: PER Personnel Expenditur		11,535,900.00	0.00	0.00	2,199,704.14	0.00	2,199,704.14	9,336,195.86	2,199,704.14	2,199,704.14
53402	Specialized Services	0.00	0.00	0.00	537.50	0.00	537.50	-537.50	537.50	537.50
Tot: 53000 Purchased Prof and T		0.00	0.00	0.00	537.50	0.00	537.50	-537.50	537.50	537.50
56262	Alternative Fuel	1,071,200.00	0.00	0.00	167,349.43	2,498.30	169,847.73	901,352.27	169,847.73	169,847.73
Tot: 56000 Supplies		1,071,200.00	0.00	0.00	167,349.43	2,498.30	169,847.73	901,352.27	169,847.73	169,847.73
57421	New Vehicle Acquisit	110,000.00	0.00	0.00	0.00	0.00	0.00	110,000.00	0.00	0.00
Tot: 57000 Property		110,000.00	0.00	0.00	0.00	0.00	0.00	110,000.00	0.00	0.00
58004	Special Projects	1,715,000.00	0.00	0.00	313,694.50	0.00	313,694.50	1,401,305.50	313,694.50	313,694.50
Tot: 58000 Other Objects		1,715,000.00	0.00	0.00	313,694.50	0.00	313,694.50	1,401,305.50	313,694.50	313,694.50
Tot: NONPER Non Personnel Expend		2,896,200.00	0.00	0.00	481,581.43	2,498.30	484,079.73	2,412,120.27	484,079.73	484,079.73
59101	Var Interdept Reimb	1,073,400.00	0.00	0.00	0.00	0.00	0.00	1,073,400.00	0.00	0.00
59105	Purchasing - Variabl	7,000.00	0.00	0.00	0.00	0.00	0.00	7,000.00	0.00	0.00
59201	Cost Allocation Plan	221,400.00	0.00	0.00	0.00	0.00	0.00	221,400.00	0.00	0.00
59302	Info Systems Service	59,200.00	0.00	0.00	0.00	0.00	0.00	59,200.00	0.00	0.00
59303	Info Systems Equip C	91,800.00	0.00	0.00	0.00	0.00	0.00	91,800.00	0.00	0.00

Report ID: ZGLS0030

City of Fresno
EXPENDITURE SUMMARY REPORT BY FUND AND DEPARTMENT
Fiscal Year 2022 / Period 012
Fund 22505 and Departments 45 Thru 45

Page No. 2
Run Date 09/08/2021
Run Time 14:04:55

Fund Type: 20000F Special Revenue
Subfund: 22500F Measure C
Detail Fund: 22505 Measure C Transit
Department: 450000 Transportation Department
BY: 2022

Acct	Appropriation	M-T-D Expended	M-T-D Encumbered	Y-T-D Expended	Y-T-D Encumbered	Y-T-D Exp + Enc	Free Balance	Projection 1	Projection 2
59307 Charges For Telephon	2,600.00	0.00	0.00	0.00	0.00	0.00	2,600.00	0.00	0.00
59322 ERP Replacement Char	60,600.00	0.00	0.00	0.00	0.00	0.00	60,600.00	0.00	0.00
59323 Network Replacement	9,600.00	0.00	0.00	0.00	0.00	0.00	9,600.00	0.00	0.00
Tot: 59000 Interdepartmental Ch	1,525,600.00	0.00	0.00	0.00	0.00	0.00	1,525,600.00	0.00	0.00
Tot: IDCHRG Interdepartmental Ch	1,525,600.00	0.00	0.00	0.00	0.00	0.00	1,525,600.00	0.00	0.00
Tot Dept: 450000 Transportation Dep	15,957,700.00	0.00	0.00	2,681,285.57	2,498.30	2,683,783.87	13,273,916.13	2,683,783.87	2,683,783.87
Tot Fund: 22505	15,957,700.00	0.00	0.00	2,681,285.57	2,498.30	2,683,783.87	13,273,916.13	2,683,783.87	2,683,783.87
Tot Subf: 22500F Measure C	15,957,700.00	0.00	0.00	2,681,285.57	2,498.30	2,683,783.87	13,273,916.13	2,683,783.87	2,683,783.87
Tot Type: 20000F Special Revenue	15,957,700.00	0.00	0.00	2,681,285.57	2,498.30	2,683,783.87	13,273,916.13	2,683,783.87	2,683,783.87
Total for BP 2022	15,957,700.00	0.00	0.00	2,681,285.57	2,498.30	2,683,783.87	13,273,916.13	2,683,783.87	2,683,783.87

Report ID: ZGLS0030

City of Fresno
 EXPENDITURE SUMMARY REPORT BY FUND AND DEPARTMENT
 Fiscal Year 2022 / Period 012
 Fund 22505 and Departments 45 Thru 45

Page No. 3
 Run Date 09/08/2021
 Run Time 14:04:55

Fund Type: 20000F Special Revenue
 Subfund: 22500F Measure C
 Detail Fund: 22505 Measure C Transit
 Department: 450000 Transportation Department
 BY: PrYr

Acct	Appropriation	M-T-D Expended	M-T-D Encumbered	Y-T-D Expended	Y-T-D Encumbered	Y-T-D Exp + Enc	Free Balance	Projection 1	Projection 2
Tot: 56000 Supplies	0.00	0.00	0.00	0.00	0.00	0.00	0.00	0.00	0.00
57421 New Vehicle Acquisit	70,181.70	0.00	0.00	0.00	70,181.70	70,181.70	0.00	70,181.70	70,181.70
Tot: 57000 Property	70,181.70	0.00	0.00	0.00	70,181.70	70,181.70	0.00	70,181.70	70,181.70
Tot: NONPER Non Personnel Expend	70,181.70	0.00	0.00	0.00	70,181.70	70,181.70	0.00	70,181.70	70,181.70
Tot Dept: 450000 Transportation Dep	70,181.70	0.00	0.00	0.00	70,181.70	70,181.70	0.00	70,181.70	70,181.70
Tot Fund: 22505	70,181.70	0.00	0.00	0.00	70,181.70	70,181.70	0.00	70,181.70	70,181.70
Tot Subf: 22500F Measure C	70,181.70	0.00	0.00	0.00	70,181.70	70,181.70	0.00	70,181.70	70,181.70
Tot Type: 20000F Special Revenue	70,181.70	0.00	0.00	0.00	70,181.70	70,181.70	0.00	70,181.70	70,181.70

Report ID: ZGLS0030

City of Fresno
EXPENDITURE SUMMARY REPORT BY FUND AND DEPARTMENT
Fiscal Year 2022 / Period 012
Fund 22505 and Departments 45 Thru 45

Page No. 4
Run Date 09/08/2021
Run Time 14:05:17

Fund Type: 20000F Special Revenue
Subfund: 22500F Measure C
Detail Fund: 22505 Measure C Transit
Department: 450000 Transportation Department
BY: PrYr

Acct	Appropriation	M-T-D Expended	M-T-D Encumbered	Y-T-D Expended	Y-T-D Encumbered	Y-T-D Exp + Enc	Free Balance	Projection 1	Projection 2
Total for BP PrYr	70,181.70	0.00	0.00	0.00	70,181.70	70,181.70	0.00	70,181.70	70,181.70
Grand Total	16,027,881.70	0.00	0.00	2,681,285.57	72,680.00	2,753,965.57	13,273,916.13	2,753,965.57	2,753,965.57

End of Report

Report ID: ZGLS0030

City of Fresno
EXPENDITURE SUMMARY REPORT BY FUND AND DEPARTMENT
Fiscal Year 2022 / Period 012
Fund 43502 and Departments 45 Thru 45

Page No. 1
Run Date 09/08/2021
Run Time 14:07:26

Fund Type: 40000F Enterprise
Subfund: 43500F Fresno Transit System
Detail Fund: 43502 Fresno Transit Operating
Department: 450000 Transportation Department
BY: 2022

Acct	Appropriation	M-T-D Expended	M-T-D Encumbered	Y-T-D Expended	Y-T-D Encumbered	Y-T-D Exp + Enc	Free Balance	Projection 1	Projection 2	
51101	Permanent Salaries	12,249,100.00	0.00	0.00	1,864,018.50	0.00	1,864,018.50	10,385,081.50	1,864,018.50	1,864,018.50
511011	Permanent Salaries -	0.00	0.00	0.00	31,418.98	0.00	31,418.98	-31,418.98	31,418.98	31,418.98
51102	Permanent Fringe	291,900.00	0.00	0.00	102,963.16	0.00	102,963.16	188,936.84	102,963.16	102,963.16
51103	Employee Leave Payof	115,800.00	0.00	0.00	65,886.47	0.00	65,886.47	49,913.53	65,886.47	65,886.47
51104	Perm Fringe-Health&W	2,302,800.00	0.00	0.00	343,398.93	0.00	343,398.93	1,959,401.07	343,398.93	343,398.93
51105	Perm Fringe-Life&Dis	20,400.00	0.00	0.00	3,086.21	0.00	3,086.21	17,313.79	3,086.21	3,086.21
51107	Perm Fringe-Pension,	1,508,000.00	0.00	0.00	244,547.03	0.00	244,547.03	1,263,452.97	244,547.03	244,547.03
51109	Leave Payoff At Term	60,700.00	0.00	0.00	60,700.00	0.00	60,700.00	0.00	60,700.00	60,700.00
51201	Non-Permanent Salari	0.00	0.00	0.00	6,034.40	0.00	6,034.40	-6,034.40	6,034.40	6,034.40
51202	Non-Permanent Fringe	0.00	0.00	0.00	479.46	0.00	479.46	-479.46	479.46	479.46
51301	Overtime	1,783,900.00	0.00	0.00	429,760.88	0.00	429,760.88	1,354,139.12	429,760.88	429,760.88
51401	Premium Pay	84,500.00	0.00	0.00	15,429.79	0.00	15,429.79	69,070.21	15,429.79	15,429.79
52302	Gen Svc Pens Oblig B	331,500.00	0.00	0.00	331,500.00	0.00	331,500.00	0.00	331,500.00	331,500.00
52403	HRA Payments	27,400.00	0.00	0.00	2,600.00	0.00	2,600.00	24,800.00	2,600.00	2,600.00
52601	Worker's Compensatio	1,880,500.00	0.00	0.00	0.00	0.00	1,880,500.00	0.00	0.00	0.00
52901	Recurring Vehicle Al	13,500.00	0.00	0.00	1,980.00	0.00	1,980.00	11,520.00	1,980.00	1,980.00
Tot: 51000 Employee Services		20,670,000.00	0.00	0.00	3,503,803.81	0.00	3,503,803.81	17,166,196.19	3,503,803.81	3,503,803.81
Tot: PER Personnel Expenditur		20,670,000.00	0.00	0.00	3,503,803.81	0.00	3,503,803.81	17,166,196.19	3,503,803.81	3,503,803.81
53302	Prof Svcs/Consulting	12,000.00	0.00	0.00	580.00	0.00	580.00	11,420.00	580.00	580.00
53303	Public Relations & I	20,000.00	0.00	0.00	21,900.00	0.00	21,900.00	-1,900.00	21,900.00	21,900.00
53304	Prof Svcs (Non-Consu	1,500.00	0.00	0.00	1,973.59	0.00	1,973.59	-473.59	1,973.59	1,973.59
53306	Outside Legal Servic	100,200.00	0.00	0.00	300.00	0.00	300.00	99,900.00	300.00	300.00
53402	Specialized Services	221,000.00	0.00	0.00	10,278.05	0.00	10,278.05	210,721.95	10,278.05	10,278.05
53407	Contract Transportat	5,304,000.00	0.00	0.00	646,144.94	4,657,855.06	5,304,000.00	0.00	5,304,000.00	5,304,000.00
Tot: 53000 Purchased Prof and T		5,658,700.00	0.00	0.00	681,176.58	4,657,855.06	5,339,031.64	319,668.36	5,339,031.64	5,339,031.64
54101	Utilities	410,200.00	0.00	0.00	98,792.93	0.00	98,792.93	311,407.07	98,792.93	98,792.93
54301	O/S Repair, Maint &	75,000.00	0.00	0.00	85.00	0.00	85.00	74,915.00	85.00	85.00
54302	O/S Repair & Maint-O	2,500.00	0.00	0.00	0.00	0.00	2,500.00	0.00	0.00	0.00
54303	Service Contracts-Of	15,500.00	0.00	0.00	1,130.09	0.00	1,130.09	14,369.91	1,130.09	1,130.09
54305	O/S Repair & Maint.-	2,000.00	0.00	0.00	1,147.50	0.00	1,147.50	852.50	1,147.50	1,147.50
54306	Security Services	50,000.00	0.00	0.00	5,489.65	0.00	5,489.65	44,510.35	5,489.65	5,489.65
54421	Equipment Rentals--E	0.00	0.00	0.00	4,480.00	0.00	4,480.00	-4,480.00	4,480.00	4,480.00
54501	Buildings & Improvem	1,500.00	0.00	0.00	348.00	0.00	348.00	1,152.00	348.00	348.00
Tot: 54000 Purchased Property S		556,700.00	0.00	0.00	111,473.17	0.00	111,473.17	445,226.83	111,473.17	111,473.17

Report ID: ZGLS0030

City of Fresno
EXPENDITURE SUMMARY REPORT BY FUND AND DEPARTMENT
Fiscal Year 2022 / Period 012
Fund 43502 and Departments 45 Thru 45

Page No. 2
Run Date 09/08/2021
Run Time 14:07:26

Fund Type: 40000F Enterprise
Subfund: 43500F Fresno Transit System
Detail Fund: 43502 Fresno Transit Operating
Department: 450000 Transportation Department
BY: 2022

Acct	Appropriation	M-T-D Expended	M-T-D Encumbered	Y-T-D Expended	Y-T-D Encumbered	Y-T-D Exp + Enc	Free Balance	Projection 1	Projection 2
55501	Printing & Binding--	196,500.00	0.00	6,218.28	54,993.19	61,211.47	135,288.53	61,211.47	61,211.47
55801	Training	18,000.00	0.00	0.00	0.00	0.00	18,000.00	0.00	0.00
55803	Travel & Conference	12,000.00	0.00	32.50	0.00	32.50	11,967.50	32.50	32.50
Tot: 55000 Other Purchased Serv		226,500.00	0.00	6,250.78	54,993.19	61,243.97	165,256.03	61,243.97	61,243.97
56101	Clothing & Personal	42,000.00	0.00	8,689.85	0.00	8,689.85	33,310.15	8,689.85	8,689.85
56102	Office Equipment--Un	13,500.00	0.00	1,243.54	0.00	1,243.54	12,256.46	1,243.54	1,243.54
56104	Freight	500.00	0.00	0.00	0.00	0.00	500.00	0.00	0.00
56105	Small Tools For Fiel	2,000.00	0.00	0.00	0.00	0.00	2,000.00	0.00	0.00
56106	Postage	100.00	0.00	8.30	0.00	8.30	91.70	8.30	8.30
56107	Office Supplies	35,000.00	0.00	3,550.44	0.00	3,550.44	31,449.56	3,550.44	3,550.44
56110	Computer Software	2,500.00	0.00	0.00	0.00	0.00	2,500.00	0.00	0.00
56112	Cleaning & Janitoria	5,000.00	0.00	1,536.24	0.00	1,536.24	3,463.76	1,536.24	1,536.24
56115	Materials & Parts--V	15,000.00	0.00	0.00	0.00	0.00	15,000.00	0.00	0.00
56116	Materials & Parts--E	3,500.00	0.00	375.00	0.00	375.00	3,125.00	375.00	375.00
56121	Inventory	5,000.00	0.00	0.00	0.00	0.00	5,000.00	0.00	0.00
56240	Oils & Lubricants	98,000.00	0.00	927.04	83,000.00	83,927.04	14,072.96	83,927.04	83,927.04
56262	Alternative Fuel	1,375,000.00	0.00	195,017.07	2,911.60	197,928.67	1,177,071.33	197,928.67	197,928.67
Tot: 56000 Supplies		1,597,100.00	0.00	211,347.48	85,911.60	297,259.08	1,299,840.92	297,259.08	297,259.08
57411	New Machinery & Equi	32,500.00	0.00	0.00	0.00	0.00	32,500.00	0.00	0.00
57412	Replacement Machiner	2,000.00	0.00	0.00	0.00	0.00	2,000.00	0.00	0.00
57431	Furniture & Fixtures	5,000.00	0.00	0.00	0.00	0.00	5,000.00	0.00	0.00
Tot: 57000 Property		39,500.00	0.00	0.00	0.00	0.00	39,500.00	0.00	0.00
58005	Miscellaneous Expend	13,300.00	0.00	514.56	0.00	514.56	12,785.44	514.56	514.56
58010	Taxes & Bond Premium	25,000.00	0.00	9,286.13	0.00	9,286.13	15,713.87	9,286.13	9,286.13
58016	Membership & Dues	70,000.00	0.00	39,250.00	0.00	39,250.00	30,750.00	39,250.00	39,250.00
58017	Subscriptions & Publ	2,000.00	0.00	0.00	0.00	0.00	2,000.00	0.00	0.00
58022	Transverse Charge	597,000.00	0.00	0.00	0.00	0.00	597,000.00	0.00	0.00
58039	Recruitments	3,000.00	0.00	0.00	0.00	0.00	3,000.00	0.00	0.00
Tot: 58000 Other Objects		710,300.00	0.00	49,050.69	0.00	49,050.69	661,249.31	49,050.69	49,050.69
Tot: NONPER Non Personnel Expend		8,788,800.00	0.00	1,059,298.70	4,798,759.85	5,858,058.55	2,930,741.45	5,858,058.55	5,858,058.55

Report ID: ZGLS0030

City of Fresno
 EXPENDITURE SUMMARY REPORT BY FUND AND DEPARTMENT
 Fiscal Year 2022 / Period 012
 Fund 43502 and Departments 45 Thru 45

Page No. 3
 Run Date 09/08/2021
 Run Time 14:07:26

Fund Type: 40000F Enterprise
 Subfund: 43500F Fresno Transit System
 Detail Fund: 43502 Fresno Transit Operating
 Department: 450000 Transportation Department
 BY: 2022

Acct	Appropriation	M-T-D Expended	M-T-D Encumbered	Y-T-D Expended	Y-T-D Encumbered	Y-T-D Exp + Enc	Free Balance	Projection 1	Projection 2
59101	Var Interdept Reimb	1,073,400.00	0.00	0.00	0.00	0.00	1,073,400.00	0.00	0.00
59105	Purchasing - Variabl	51,500.00	0.00	0.00	2,737.78	0.00	48,762.22	2,737.78	2,737.78
59201	Cost Allocation Plan	1,021,000.00	0.00	0.00	0.00	0.00	1,021,000.00	0.00	0.00
59302	Info Systems Service	241,500.00	0.00	0.00	0.00	0.00	241,500.00	0.00	0.00
59303	Info Systems Equip C	194,500.00	0.00	0.00	0.00	0.00	194,500.00	0.00	0.00
59304	Property Self-Insura	216,300.00	0.00	0.00	0.00	0.00	216,300.00	0.00	0.00
59305	Liability Self-Insur	1,413,500.00	0.00	0.00	0.00	0.00	1,413,500.00	0.00	0.00
59306	Chgs For Msngr/Mail/	29,200.00	0.00	0.00	8,286.35	0.00	20,913.65	8,286.35	8,286.35
59307	Charges For Telephon	58,900.00	0.00	0.00	4,454.34	0.00	54,445.66	4,454.34	4,454.34
59312	Fleet Services Chrg	357,300.00	0.00	0.00	56,459.98	0.00	300,840.02	56,459.98	56,459.98
59317	Fleet Special Projec	12,700.00	0.00	0.00	1,473.09	0.00	11,226.91	1,473.09	1,473.09
59318	Fleet Pool Vehicle R	8,000.00	0.00	0.00	28.75	0.00	7,971.25	28.75	28.75
59322	ERP Replacement Char	39,900.00	0.00	0.00	0.00	0.00	39,900.00	0.00	0.00
59323	Network Replacement	73,600.00	0.00	0.00	0.00	0.00	73,600.00	0.00	0.00
59325	Fleet Fuel Charges	578,800.00	0.00	0.00	132,100.90	0.00	446,699.10	132,100.90	132,100.90
59326	10C and 10X Charges	0.00	0.00	0.00	330.00	0.00	-330.00	330.00	330.00
Tot: 59000 Interdepartmental Ch		5,370,100.00	0.00	0.00	205,871.19	0.00	5,164,228.81	205,871.19	205,871.19
Tot: IDCHRG Interdepartmental Ch		5,370,100.00	0.00	0.00	205,871.19	0.00	5,164,228.81	205,871.19	205,871.19
Tot Dept: 450000 Transportation Dep		34,828,900.00	0.00	0.00	4,768,973.70	4,798,759.85	9,567,733.55	9,567,733.55	9,567,733.55
Tot Fund: 43502		34,828,900.00	0.00	0.00	4,768,973.70	4,798,759.85	9,567,733.55	9,567,733.55	9,567,733.55
Tot Subf: 43500F Fresno Transit Sys		34,828,900.00	0.00	0.00	4,768,973.70	4,798,759.85	9,567,733.55	9,567,733.55	9,567,733.55
Tot Type: 40000F Enterprise		34,828,900.00	0.00	0.00	4,768,973.70	4,798,759.85	9,567,733.55	9,567,733.55	9,567,733.55
Total for BP 2022		34,828,900.00	0.00	0.00	4,768,973.70	4,798,759.85	9,567,733.55	9,567,733.55	9,567,733.55

Report ID: ZGLS0030

City of Fresno
EXPENDITURE SUMMARY REPORT BY FUND AND DEPARTMENT
Fiscal Year 2022 / Period 012
Fund 43502 and Departments 45 Thru 45

Page No. 4
Run Date 09/08/2021
Run Time 14:07:26

Fund Type: 40000F Enterprise
Subfund: 43500F Fresno Transit System
Detail Fund: 43502 Fresno Transit Operating
Department: 450000 Transportation Department
BY: PrYr

Acct	Appropriation	M-T-D Expended	M-T-D Encumbered	Y-T-D Expended	Y-T-D Encumbered	Y-T-D Exp + Enc	Free Balance	Projection 1	Projection 2
53303 Public Relations & I	14,735.00	0.00	0.00	0.00	14,735.00	14,735.00	0.00	14,735.00	14,735.00
Tot: 53000 Purchased Prof and T	14,735.00	0.00	0.00	0.00	14,735.00	14,735.00	0.00	14,735.00	14,735.00
54301 O/S Repair, Maint &	20,804.20	0.00	0.00	9,704.40	11,099.80	20,804.20	0.00	20,804.20	20,804.20
Tot: 54000 Purchased Property S	20,804.20	0.00	0.00	9,704.40	11,099.80	20,804.20	0.00	20,804.20	20,804.20
55301 Communications	1,684.76	0.00	0.00	0.00	1,684.76	1,684.76	0.00	1,684.76	1,684.76
Tot: 55000 Other Purchased Serv	1,684.76	0.00	0.00	0.00	1,684.76	1,684.76	0.00	1,684.76	1,684.76
56115 Materials & Parts--V	807.17	0.00	0.00	0.00	807.17	807.17	0.00	807.17	807.17
56240 Oils & Lubricants	60,265.00	0.00	0.00	55,204.83	9,079.57	64,284.40	-4,019.40	64,284.40	64,284.40
56261 Diesel Fuel	40,042.19	0.00	0.00	0.00	40,042.19	40,042.19	0.00	40,042.19	40,042.19
Tot: 56000 Supplies	101,114.36	0.00	0.00	55,204.83	49,928.93	105,133.76	-4,019.40	105,133.76	105,133.76
Tot: NONPER Non Personnel Expend	138,338.32	0.00	0.00	64,909.23	77,448.49	142,357.72	-4,019.40	142,357.72	142,357.72
Tot Dept: 450000 Transportation Dep	138,338.32	0.00	0.00	64,909.23	77,448.49	142,357.72	-4,019.40	142,357.72	142,357.72
Tot Fund: 43502	138,338.32	0.00	0.00	64,909.23	77,448.49	142,357.72	-4,019.40	142,357.72	142,357.72
Tot Subf: 43500F Fresno Transit Sys	138,338.32	0.00	0.00	64,909.23	77,448.49	142,357.72	-4,019.40	142,357.72	142,357.72
Tot Type: 40000F Enterprise	138,338.32	0.00	0.00	64,909.23	77,448.49	142,357.72	-4,019.40	142,357.72	142,357.72

Report ID: ZGLS0030

City of Fresno
EXPENDITURE SUMMARY REPORT BY FUND AND DEPARTMENT
Fiscal Year 2022 / Period 012
Fund 43502 and Departments 45 Thru 45

Page No. 5
Run Date 09/08/2021
Run Time 14:09:14

Fund Type: 40000F Enterprise
Subfund: 43500F Fresno Transit System
Detail Fund: 43502 Fresno Transit Operating
Department: 450000 Transportation Department
BY: PrYr

Acct	Appropriation	M-T-D Expended	M-T-D Encumbered	Y-T-D Expended	Y-T-D Encumbered	Y-T-D Exp + Enc	Free Balance	Projection 1	Projection 2
Total for BP PrYr	138,338.32	0.00	0.00	64,909.23	77,448.49	142,357.72	-4,019.40	142,357.72	142,357.72
Grand Total	34,967,238.32	0.00	0.00	4,833,882.93	4,876,208.34	9,710,091.27	25,257,147.05	9,710,091.27	9,710,091.27

End of Report

Report ID: ZGLS0030

City of Fresno
 EXPENDITURE SUMMARY REPORT BY FUND AND DEPARTMENT
 Fiscal Year 2022 / Period 012
 Fund 43504 and Departments 45 Thru 45

Page No. 1
 Run Date 09/08/2021
 Run Time 14:10:29

Fund Type: 40000F Enterprise
 Subfund: 43500F Fresno Transit System
 Detail Fund: 43504 Federal Operating-43504
 Department: 450000 Transportation Department
 BY: 2022

Acct	Appropriation	M-T-D Expended	M-T-D Encumbered	Y-T-D Expended	Y-T-D Encumbered	Y-T-D Exp + Enc	Free Balance	Projection 1	Projection 2	
51101	Permanent Salaries	5,575,500.00	0.00	0.00	977,471.64	0.00	977,471.64	4,598,028.36	977,471.64	977,471.64
511011	Permanent Salaries -	0.00	0.00	0.00	7,634.53	0.00	7,634.53	-7,634.53	7,634.53	7,634.53
51102	Permanent Fringe	94,800.00	0.00	0.00	32,883.20	0.00	32,883.20	61,916.80	32,883.20	32,883.20
51103	Employee Leave Payof	103,400.00	0.00	0.00	24,009.86	0.00	24,009.86	79,390.14	24,009.86	24,009.86
51104	Perm Fringe-Health&W	988,800.00	0.00	0.00	142,089.20	0.00	142,089.20	846,710.80	142,089.20	142,089.20
51105	Perm Fringe-Life&Dis	10,200.00	0.00	0.00	1,802.70	0.00	1,802.70	8,397.30	1,802.70	1,802.70
51107	Perm Fringe-Pension,	702,500.00	0.00	0.00	126,568.49	0.00	126,568.49	575,931.51	126,568.49	126,568.49
51109	Leave Payoff At Term	37,800.00	0.00	0.00	37,800.00	0.00	37,800.00	0.00	37,800.00	37,800.00
51201	Non-Permanent Salari	0.00	0.00	0.00	50,731.90	0.00	50,731.90	-50,731.90	50,731.90	50,731.90
512011	Non-Permanent Wages	0.00	0.00	0.00	3,100.52	0.00	3,100.52	-3,100.52	3,100.52	3,100.52
51202	Non-Permanent Fringe	0.00	0.00	0.00	4,221.01	0.00	4,221.01	-4,221.01	4,221.01	4,221.01
51301	Overtime	125,000.00	0.00	0.00	13,930.12	0.00	13,930.12	111,069.88	13,930.12	13,930.12
51401	Premium Pay	124,700.00	0.00	0.00	29,813.76	0.00	29,813.76	94,886.24	29,813.76	29,813.76
52302	Gen Svc Pens Oblig B	175,700.00	0.00	0.00	175,700.00	0.00	175,700.00	0.00	175,700.00	175,700.00
52403	HRA Payments	1,200.00	0.00	0.00	198.00	0.00	198.00	1,002.00	198.00	198.00
52601	Worker's Compensatio	271,100.00	0.00	0.00	0.00	0.00	271,100.00	0.00	0.00	0.00
52901	Recurring Vehicle Al	5,400.00	0.00	0.00	1,260.00	0.00	1,260.00	4,140.00	1,260.00	1,260.00
Tot: 51000 Employee Services		8,216,100.00	0.00	0.00	1,629,214.93	0.00	1,629,214.93	6,586,885.07	1,629,214.93	1,629,214.93
Tot: PER Personnel Expenditur		8,216,100.00	0.00	0.00	1,629,214.93	0.00	1,629,214.93	6,586,885.07	1,629,214.93	1,629,214.93
53303	Public Relations & I	79,400.00	0.00	0.00	5,650.41	0.00	5,650.41	73,749.59	5,650.41	5,650.41
53304	Prof Svcs (Non-Consu	50,000.00	0.00	0.00	70.50	0.00	70.50	49,929.50	70.50	70.50
53401	Hazardous Waste Mana	70,000.00	0.00	0.00	7,188.75	0.00	7,188.75	62,811.25	7,188.75	7,188.75
53402	Specialized Services	70,000.00	0.00	0.00	1,443.41	0.00	1,443.41	68,556.59	1,443.41	1,443.41
53407	Contract Transportat	2,496,000.00	0.00	0.00	430,763.30	2,065,236.70	2,496,000.00	0.00	2,496,000.00	2,496,000.00
Tot: 53000 Purchased Prof and T		2,765,400.00	0.00	0.00	445,116.37	2,065,236.70	2,510,353.07	255,046.93	2,510,353.07	2,510,353.07
54101	Utilities	600,000.00	0.00	0.00	65,724.11	0.00	65,724.11	534,275.89	65,724.11	65,724.11
54241	Landscaping & Ground	36,500.00	0.00	0.00	0.00	0.00	36,500.00	0.00	0.00	0.00
54301	O/S Repair, Maint &	268,500.00	0.00	0.00	2,412.05	1,899.00	4,311.05	264,188.95	4,311.05	4,311.05
54302	O/S Repair & Maint-O	0.00	0.00	0.00	3,639.69	0.00	3,639.69	-3,639.69	3,639.69	3,639.69
54303	Service Contracts-Of	900,000.00	0.00	0.00	245,431.34	-6,224.00	239,207.34	660,792.66	239,207.34	239,207.34
54304	O/S Repair & Maint.-	289,500.00	0.00	0.00	11,160.14	7,632.50	18,792.64	270,707.36	18,792.64	18,792.64
54305	O/S Repair & Maint.-	54,500.00	0.00	0.00	25,490.72	420,000.00	445,490.72	-390,990.72	445,490.72	445,490.72
54421	Equipment Rentals--E	12,000.00	0.00	0.00	0.00	0.00	12,000.00	0.00	0.00	0.00
54501	Buildings & Improvem	110,000.00	0.00	0.00	18,433.22	0.00	18,433.22	91,566.78	18,433.22	18,433.22

Report ID: ZGLS0030

City of Fresno
EXPENDITURE SUMMARY REPORT BY FUND AND DEPARTMENT
Fiscal Year 2022 / Period 012
Fund 43504 and Departments 45 Thru 45

Page No. 2
Run Date 09/08/2021
Run Time 14:10:29

Fund Type: 40000F Enterprise
Subfund: 43500F Fresno Transit System
Detail Fund: 43504 Federal Operating-43504
Department: 450000 Transportation Department
BY: 2022

Acct	Appropriation	M-T-D Expended	M-T-D Encumbered	Y-T-D Expended	Y-T-D Encumbered	Y-T-D Exp + Enc	Free Balance	Projection 1	Projection 2
Tot: 54000 Purchased Property S	2,271,000.00	0.00	0.00	372,291.27	423,307.50	795,598.77	1,475,401.23	795,598.77	795,598.77
55501 Printing & Binding--	47,000.00	0.00	0.00	1,385.81	0.00	1,385.81	45,614.19	1,385.81	1,385.81
55801 Training	12,000.00	0.00	0.00	320.00	0.00	320.00	11,680.00	320.00	320.00
55803 Travel & Conference	28,500.00	0.00	0.00	0.00	0.00	0.00	28,500.00	0.00	0.00
55804 Misc. Subsistence Ex	20,000.00	0.00	0.00	0.00	0.00	0.00	20,000.00	0.00	0.00
Tot: 55000 Other Purchased Serv	107,500.00	0.00	0.00	1,705.81	0.00	1,705.81	105,794.19	1,705.81	1,705.81
56101 Clothing & Personal	53,000.00	0.00	0.00	527.78	0.00	527.78	52,472.22	527.78	527.78
56102 Office Equipment--Un	2,500.00	0.00	0.00	0.00	0.00	0.00	2,500.00	0.00	0.00
56104 Freight	1,000.00	0.00	0.00	0.00	0.00	0.00	1,000.00	0.00	0.00
56105 Small Tools For Fiel	22,000.00	0.00	0.00	3,446.16	0.00	3,446.16	18,553.84	3,446.16	3,446.16
56106 Postage	500.00	0.00	0.00	0.00	0.00	0.00	500.00	0.00	0.00
56107 Office Supplies	12,000.00	0.00	0.00	0.00	0.00	0.00	12,000.00	0.00	0.00
56110 Computer Software	10,000.00	0.00	0.00	0.00	0.00	0.00	10,000.00	0.00	0.00
56112 Cleaning & Janitoria	52,000.00	0.00	0.00	3,170.84	0.00	3,170.84	48,829.16	3,170.84	3,170.84
56115 Materials & Parts--V	613,800.00	0.00	0.00	9,776.68	0.00	9,776.68	604,023.32	9,776.68	9,776.68
56116 Materials & Parts--E	30,500.00	0.00	0.00	1,207.10	0.00	1,207.10	29,292.90	1,207.10	1,207.10
56121 Inventory	1,386,000.00	0.00	0.00	141,791.14	0.00	141,791.14	1,244,208.86	141,791.14	141,791.14
56123 Materials & Parts -	21,000.00	0.00	0.00	0.00	0.00	0.00	21,000.00	0.00	0.00
56124 Materials & Supplies	320,000.00	0.00	0.00	195.24	99,804.76	100,000.00	220,000.00	100,000.00	100,000.00
Tot: 56000 Supplies	2,524,300.00	0.00	0.00	160,114.94	99,804.76	259,919.70	2,264,380.30	259,919.70	259,919.70
57411 New Machinery & Equi	1,000.00	0.00	0.00	2,721.74	0.00	2,721.74	-1,721.74	2,721.74	2,721.74
57413 Equipment	76,700.00	0.00	0.00	0.00	0.00	0.00	76,700.00	0.00	0.00
57431 Furniture & Fixtures	3,500.00	0.00	0.00	0.00	0.00	0.00	3,500.00	0.00	0.00
Tot: 57000 Property	81,200.00	0.00	0.00	2,721.74	0.00	2,721.74	78,478.26	2,721.74	2,721.74
58005 Miscellaneous Expend	4,000.00	0.00	0.00	350.00	0.00	350.00	3,650.00	350.00	350.00
58016 Membership & Dues	2,500.00	0.00	0.00	0.00	0.00	0.00	2,500.00	0.00	0.00
58017 Subscriptions & Publ	4,500.00	0.00	0.00	0.00	0.00	0.00	4,500.00	0.00	0.00
58027 License & Permits	7,500.00	0.00	0.00	0.00	0.00	0.00	7,500.00	0.00	0.00
Tot: 58000 Other Objects	18,500.00	0.00	0.00	350.00	0.00	350.00	18,150.00	350.00	350.00
Tot: NONPER Non Personnel Expend	7,767,900.00	0.00	0.00	982,300.13	2,588,348.96	3,570,649.09	4,197,250.91	3,570,649.09	3,570,649.09

Report ID: ZGLS0030

City of Fresno
EXPENDITURE SUMMARY REPORT BY FUND AND DEPARTMENT
Fiscal Year 2022 / Period 012
Fund 43504 and Departments 45 Thru 45

Page No. 3
Run Date 09/08/2021
Run Time 14:10:29

Fund Type: 40000F Enterprise
Subfund: 43500F Fresno Transit System
Detail Fund: 43504 Federal Operating-43504
Department: 450000 Transportation Department
BY: 2022

Acct	Appropriation	M-T-D Expended	M-T-D Encumbered	Y-T-D Expended	Y-T-D Encumbered	Y-T-D Exp + Enc	Free Balance	Projection 1	Projection 2
59105	Purchasing - Variabl	29,000.00	0.00	0.00	396.56	0.00	28,603.44	396.56	396.56
59120	Fac Repair & Replace	9,000.00	0.00	0.00	0.00	0.00	9,000.00	0.00	0.00
59302	Info Systems Service	142,500.00	0.00	0.00	0.00	0.00	142,500.00	0.00	0.00
59303	Info Systems Equip C	52,600.00	0.00	0.00	0.00	0.00	52,600.00	0.00	0.00
59304	Property Self-Insura	100.00	0.00	0.00	0.00	0.00	100.00	0.00	0.00
59305	Liability Self-Insur	7,200.00	0.00	0.00	0.00	0.00	7,200.00	0.00	0.00
59306	Chgs For Msngr/Mail/	11,100.00	0.00	0.00	392.50	0.00	10,707.50	392.50	392.50
59307	Charges For Telephon	38,300.00	0.00	0.00	3,155.10	0.00	35,144.90	3,155.10	3,155.10
59309	Facilities Managemen	350,500.00	0.00	0.00	0.00	0.00	350,500.00	0.00	0.00
59312	Fleet Services Charg	11,400.00	0.00	0.00	0.00	0.00	11,400.00	0.00	0.00
59317	Fleet Special Projec	81,200.00	0.00	0.00	10,594.83	0.00	70,605.17	10,594.83	10,594.83
59322	ERP Replacement Char	22,800.00	0.00	0.00	0.00	0.00	22,800.00	0.00	0.00
59323	Network Replacement	15,200.00	0.00	0.00	0.00	0.00	15,200.00	0.00	0.00
Tot: 59000 Interdepartmental Ch	770,900.00	0.00	0.00	14,538.99	0.00	14,538.99	756,361.01	14,538.99	14,538.99
Tot: IDCHRG Interdepartmental Ch	770,900.00	0.00	0.00	14,538.99	0.00	14,538.99	756,361.01	14,538.99	14,538.99
Tot Dept: 450000 Transportation Dep	16,754,900.00	0.00	0.00	2,626,054.05	2,588,348.96	5,214,403.01	11,540,496.99	5,214,403.01	5,214,403.01
Tot Fund: 43504	16,754,900.00	0.00	0.00	2,626,054.05	2,588,348.96	5,214,403.01	11,540,496.99	5,214,403.01	5,214,403.01
Tot Subf: 43500F Fresno Transit Sys	16,754,900.00	0.00	0.00	2,626,054.05	2,588,348.96	5,214,403.01	11,540,496.99	5,214,403.01	5,214,403.01
Tot Type: 40000F Enterprise	16,754,900.00	0.00	0.00	2,626,054.05	2,588,348.96	5,214,403.01	11,540,496.99	5,214,403.01	5,214,403.01
Total for BP 2022	16,754,900.00	0.00	0.00	2,626,054.05	2,588,348.96	5,214,403.01	11,540,496.99	5,214,403.01	5,214,403.01

Report ID: ZGLS0030

City of Fresno
EXPENDITURE SUMMARY REPORT BY FUND AND DEPARTMENT
Fiscal Year 2022 / Period 012
Fund 43504 and Departments 45 Thru 45

Page No. 4
Run Date 09/08/2021
Run Time 14:10:29

Fund Type: 40000F Enterprise
Subfund: 43500F Fresno Transit System
Detail Fund: 43504 Federal Operating-43504
Department: 450000 Transportation Department
BY: PrYr

Acct	Appropriation	M-T-D Expended	M-T-D Encumbered	Y-T-D Expended	Y-T-D Encumbered	Y-T-D Exp + Enc	Free Balance	Projection 1	Projection 2
53302 Prof Svcs/Consulting	57,542.35	0.00	0.00	0.00	52,539.09	52,539.09	5,003.26	52,539.09	52,539.09
Tot: 53000 Purchased Prof and T	57,542.35	0.00	0.00	0.00	52,539.09	52,539.09	5,003.26	52,539.09	52,539.09
54301 O/S Repair, Maint &	93,541.05	0.00	0.00	33,953.60	59,587.45	93,541.05	0.00	93,541.05	93,541.05
54303 Service Contracts-Of	55,042.07	0.00	0.00	13,179.00	-1,824.00	11,355.00	43,687.07	11,355.00	11,355.00
54304 O/S Repair & Maint.-	63,826.76	0.00	0.00	0.00	63,826.76	63,826.76	0.00	63,826.76	63,826.76
54305 O/S Repair & Maint.-	12,300.00	0.00	0.00	0.00	12,300.00	12,300.00	0.00	12,300.00	12,300.00
54501 Buildings & Improvem	4,878.30	0.00	0.00	0.00	4,878.30	4,878.30	0.00	4,878.30	4,878.30
Tot: 54000 Purchased Property S	229,588.18	0.00	0.00	47,132.60	138,768.51	185,901.11	43,687.07	185,901.11	185,901.11
55501 Printing & Binding--	5,256.13	0.00	0.00	0.00	5,256.13	5,256.13	0.00	5,256.13	5,256.13
Tot: 55000 Other Purchased Serv	5,256.13	0.00	0.00	0.00	5,256.13	5,256.13	0.00	5,256.13	5,256.13
56121 Inventory	50,559.97	0.00	0.00	0.00	50,559.97	50,559.97	0.00	50,559.97	50,559.97
56124 Materials & Supplies	23,765.80	0.00	0.00	23,765.80	0.00	23,765.80	0.00	23,765.80	23,765.80
Tot: 56000 Supplies	74,325.77	0.00	0.00	23,765.80	50,559.97	74,325.77	0.00	74,325.77	74,325.77
Tot: NONPER Non Personnel Expend	366,712.43	0.00	0.00	70,898.40	247,123.70	318,022.10	48,690.33	318,022.10	318,022.10
Tot Dept: 450000 Transportation Dep	366,712.43	0.00	0.00	70,898.40	247,123.70	318,022.10	48,690.33	318,022.10	318,022.10
Tot Fund: 43504	366,712.43	0.00	0.00	70,898.40	247,123.70	318,022.10	48,690.33	318,022.10	318,022.10
Tot Subf: 43500F Fresno Transit Sys	366,712.43	0.00	0.00	70,898.40	247,123.70	318,022.10	48,690.33	318,022.10	318,022.10
Tot Type: 40000F Enterprise	366,712.43	0.00	0.00	70,898.40	247,123.70	318,022.10	48,690.33	318,022.10	318,022.10

Report ID: ZGLS0030

City of Fresno
EXPENDITURE SUMMARY REPORT BY FUND AND DEPARTMENT
Fiscal Year 2022 / Period 012
Fund 43504 and Departments 45 Thru 45

Page No. 5
Run Date 09/08/2021
Run Time 14:11:25

Fund Type: 40000F Enterprise
Subfund: 43500F Fresno Transit System
Detail Fund: 43504 Federal Operating-43504
Department: 450000 Transportation Department
BY: PrYr

Acct	Appropriation	M-T-D Expended	M-T-D Encumbered	Y-T-D Expended	Y-T-D Encumbered	Y-T-D Exp + Enc	Free Balance	Projection 1	Projection 2
Total for BP PrYr	366,712.43	0.00	0.00	70,898.40	247,123.70	318,022.10	48,690.33	318,022.10	318,022.10
Grand Total	17,121,612.43	0.00	0.00	2,696,952.45	2,835,472.66	5,532,425.11	11,589,187.32	5,532,425.11	5,532,425.11

End of Report

Report ID: ZGLS0030

City of Fresno
EXPENDITURE SUMMARY REPORT BY FUND AND DEPARTMENT
Fiscal Year 2022 / Period 012
Fund 43505 and Departments 45 Thru 45

Page No. 1
Run Date 09/08/2021
Run Time 14:12:15

Fund Type: 40000F Enterprise
Subfund: 43500F Fresno Transit System
Detail Fund: 43505 Grant Funded Operating Support
Department: 450000 Transportation Department
BY: 2022

Acct	Appropriation	M-T-D Expended	M-T-D Encumbered	Y-T-D Expended	Y-T-D Encumbered	Y-T-D Exp + Enc	Free Balance	Projection 1	Projection 2	
51101	Permanent Salaries	1,627,400.00	0.00	0.00	273,508.67	0.00	273,508.67	1,353,891.33	273,508.67	273,508.67
511011	Permanent Salaries -	0.00	0.00	0.00	7,809.47	0.00	7,809.47	-7,809.47	7,809.47	7,809.47
51102	Permanent Fringe	42,600.00	0.00	0.00	17,268.03	0.00	17,268.03	25,331.97	17,268.03	17,268.03
51103	Employee Leave Payof	23,600.00	0.00	0.00	2,817.29	0.00	2,817.29	20,782.71	2,817.29	2,817.29
51104	Perm Fringe-Health&W	317,800.00	0.00	0.00	51,084.00	0.00	51,084.00	266,716.00	51,084.00	51,084.00
51105	Perm Fringe-Life&Dis	1,200.00	0.00	0.00	140.06	0.00	140.06	1,059.94	140.06	140.06
51107	Perm Fringe-Pension,	207,500.00	0.00	0.00	37,363.74	0.00	37,363.74	170,136.26	37,363.74	37,363.74
51109	Leave Payoff At Term	5,600.00	0.00	0.00	5,600.00	0.00	5,600.00	0.00	5,600.00	5,600.00
51301	Overtime	531,200.00	0.00	0.00	88,099.00	0.00	88,099.00	443,101.00	88,099.00	88,099.00
51401	Premium Pay	0.00	0.00	0.00	3,494.30	0.00	3,494.30	-3,494.30	3,494.30	3,494.30
52302	Gen Svc Pens Oblig B	139,200.00	0.00	0.00	139,200.00	0.00	139,200.00	0.00	139,200.00	139,200.00
52403	HRA Payments	1,200.00	0.00	0.00	306.90	0.00	306.90	893.10	306.90	306.90
Tot: 51000 Employee Services	2,897,300.00	0.00	0.00	626,691.46	0.00	626,691.46	2,270,608.54	626,691.46	626,691.46	
Tot: PER Personnel Expenditur	2,897,300.00	0.00	0.00	626,691.46	0.00	626,691.46	2,270,608.54	626,691.46	626,691.46	
53402 Specialized Services	0.00	0.00	0.00	2,808.75	0.00	2,808.75	-2,808.75	2,808.75	2,808.75	
Tot: 53000 Purchased Prof and T	0.00	0.00	0.00	2,808.75	0.00	2,808.75	-2,808.75	2,808.75	2,808.75	
56124 Materials & Supplies	50,000.00	0.00	0.00	0.00	0.00	0.00	50,000.00	0.00	0.00	
Tot: 56000 Supplies	50,000.00	0.00	0.00	0.00	0.00	0.00	50,000.00	0.00	0.00	
Tot: NONPER Non Personnel Expend	50,000.00	0.00	0.00	2,808.75	0.00	2,808.75	47,191.25	2,808.75	2,808.75	
Tot Dept: 450000 Transportation Dep	2,947,300.00	0.00	0.00	629,500.21	0.00	629,500.21	2,317,799.79	629,500.21	629,500.21	
Tot Fund: 43505	2,947,300.00	0.00	0.00	629,500.21	0.00	629,500.21	2,317,799.79	629,500.21	629,500.21	
Tot Subf: 43500F Fresno Transit Sys	2,947,300.00	0.00	0.00	629,500.21	0.00	629,500.21	2,317,799.79	629,500.21	629,500.21	
Tot Type: 40000F Enterprise	2,947,300.00	0.00	0.00	629,500.21	0.00	629,500.21	2,317,799.79	629,500.21	629,500.21	
Total for BP 2022	2,947,300.00	0.00	0.00	629,500.21	0.00	629,500.21	2,317,799.79	629,500.21	629,500.21	

Report ID: ZGLS0030

City of Fresno
EXPENDITURE SUMMARY REPORT BY FUND AND DEPARTMENT
Fiscal Year 2022 / Period 012
Fund 43505 and Departments 45 Thru 45

Page No. 2
Run Date 09/08/2021
Run Time 14:12:15

Fund Type: 40000F Enterprise
Subfund: 43500F Fresno Transit System
Detail Fund: 43505 Grant Funded Operating Support
Department: 450000 Transportation Department
BY: PrYr

Acct	Appropriation	M-T-D Expended	M-T-D Encumbered	Y-T-D Expended	Y-T-D Encumbered	Y-T-D Exp + Enc	Free Balance	Projection 1	Projection 2
56121 Inventory	1,272.17	0.00	0.00	0.00	1,272.17	1,272.17	0.00	1,272.17	1,272.17
Tot: 56000 Supplies	1,272.17	0.00	0.00	0.00	1,272.17	1,272.17	0.00	1,272.17	1,272.17
Tot: NONPER Non Personnel Expend	1,272.17	0.00	0.00	0.00	1,272.17	1,272.17	0.00	1,272.17	1,272.17
Tot Dept: 450000 Transportation Dep	1,272.17	0.00	0.00	0.00	1,272.17	1,272.17	0.00	1,272.17	1,272.17
Tot Fund: 43505	1,272.17	0.00	0.00	0.00	1,272.17	1,272.17	0.00	1,272.17	1,272.17
Tot Subf: 43500F Fresno Transit Sys	1,272.17	0.00	0.00	0.00	1,272.17	1,272.17	0.00	1,272.17	1,272.17
Tot Type: 40000F Enterprise	1,272.17	0.00	0.00	0.00	1,272.17	1,272.17	0.00	1,272.17	1,272.17

Report ID: 2GLS0030

City of Fresno
EXPENDITURE SUMMARY REPORT BY FUND AND DEPARTMENT
Fiscal Year 2022 / Period 012
Fund 43505 and Departments 45 Thru 45

Page No. 3
Run Date 09/08/2021
Run Time 14:12:37

Fund Type: 40000F Enterprise
Subfund: 43500F Fresno Transit System
Detail Fund: 43505 Grant Funded Operating Support
Department: 450000 Transportation Department
BY: PrYr

Acct	Appropriation	M-T-D Expended	M-T-D Encumbered	Y-T-D Expended	Y-T-D Encumbered	Y-T-D Exp + Enc	Free Balance	Projection 1	Projection 2
Total for BP PrYr	1,272.17	0.00	0.00	0.00	1,272.17	1,272.17	0.00	1,272.17	1,272.17
Grand Total	2,948,572.17	0.00	0.00	629,500.21	1,272.17	630,772.38	2,317,799.79	630,772.38	630,772.38

End of Report



*Department of Transportation / FAX
Fiscal Year 2021 Year End
Revenue and Expense Summaries*



Report ID: ZGLS0030

City of Fresno
EXPENDITURE SUMMARY REPORT BY FUND AND DEPARTMENT
Fiscal Year 2021 / Period 012
Fund 22505 and Departments 45 Thru 45

Page No. 1
Run Date 09/08/2021
Run Time 14:22:54

Fund Type: 20000F Special Revenue
Subfund: 22500F Measure C
Detail Fund: 22505 Measure C Transit
Department: 450000 Transportation Department
BY: 2021

Acct	Appropriation	M-T-D Expended	M-T-D Encumbered	Y-T-D Expended	Y-T-D Encumbered	Y-T-D Exp + Enc	Free Balance	Projection 1	Projection 2	
51101	Permanent Salaries	6,483,700.00	406,153.89	0.00	5,010,181.90	0.00	5,010,181.90	1,473,518.10	5,010,181.90	5,010,181.90
511011	Permanent Salaries -	0.00	11,578.47	0.00	92,284.92	0.00	92,284.92	-92,284.92	92,284.92	92,284.92
51102	Permanent Fringe	154,900.00	7,540.60	0.00	155,134.88	0.00	155,134.88	-234.88	155,134.88	155,134.88
51103	Employee Leave Payof	24,300.00	5,323.22	0.00	67,777.56	0.00	67,777.56	-43,477.56	67,777.56	67,777.56
51104	Perm Fringe-Health&W	1,231,700.00	93,181.00	0.00	1,075,168.13	0.00	1,075,168.13	156,531.87	1,075,168.13	1,075,168.13
51105	Perm Fringe-Life&Dis	4,600.00	345.92	0.00	4,400.53	0.00	4,400.53	199.47	4,400.53	4,400.53
51107	Perm Fringe-Pension,	830,300.00	54,215.95	0.00	667,191.86	0.00	667,191.86	163,108.14	667,191.86	667,191.86
51109	Leave Payoff At Term	21,500.00	0.00	0.00	21,500.00	0.00	21,500.00	0.00	21,500.00	21,500.00
51201	Non-Permanent Salari	0.00	0.00	0.00	12,915.00	0.00	12,915.00	-12,915.00	12,915.00	12,915.00
51202	Non-Permanent Fringe	0.00	0.00	0.00	1,003.55	0.00	1,003.55	-1,003.55	1,003.55	1,003.55
51301	Overtime	910,000.00	95,754.69	0.00	1,165,678.87	0.00	1,165,678.87	-255,678.87	1,165,678.87	1,165,678.87
51401	Premium Pay	0.00	3,302.98	0.00	44,151.14	0.00	44,151.14	-44,151.14	44,151.14	44,151.14
52302	Gen Svc Pens Oblig B	194,500.00	0.00	0.00	193,724.26	0.00	193,724.26	775.74	193,724.26	193,724.26
52403	HRA Payments	11,000.00	0.00	0.00	5,335.81	0.00	5,335.81	5,664.19	5,335.81	5,335.81
52601	Worker's Compensatio	18,500.00	0.00	0.00	20,300.00	0.00	20,300.00	-1,800.00	20,300.00	20,300.00
Tot: 51000 Employee Services		9,885,000.00	677,396.72	0.00	8,536,748.41	0.00	8,536,748.41	1,348,251.59	8,536,748.41	8,536,748.41
Tot: PER Personnel Expenditur		9,885,000.00	677,396.72	0.00	8,536,748.41	0.00	8,536,748.41	1,348,251.59	8,536,748.41	8,536,748.41
53402	Specialized Services	0.00	2,003.50	0.00	7,647.50	0.00	7,647.50	-7,647.50	7,647.50	7,647.50
53407	Contract Transportat	0.00	0.00	0.00	32,836.23	0.00	32,836.23	-32,836.23	32,836.23	32,836.23
Tot: 53000 Purchased Prof and T		0.00	2,003.50	0.00	40,483.73	0.00	40,483.73	-40,483.73	40,483.73	40,483.73
Tot: 55000 Other Purchased Serv		0.00	0.00	0.00	0.00	0.00	0.00	0.00	0.00	0.00
56124	Materials & Supplies	0.00	-76,666.57	0.00	-76,666.57	0.00	-76,666.57	76,666.57	-76,666.57	-76,666.57
56261	Diesel Fuel	0.00	0.00	0.00	1,887.66	0.00	1,887.66	-1,887.66	1,887.66	1,887.66
56262	Alternative Fuel	1,071,200.00	77,743.86	0.00	994,451.14	0.00	994,451.14	76,748.86	994,451.14	994,451.14
Tot: 56000 Supplies		1,071,200.00	1,077.29	0.00	919,672.23	0.00	919,672.23	151,527.77	919,672.23	919,672.23
57421	New Vehicle Acquisit	110,000.00	0.00	0.00	0.00	70,181.70	70,181.70	39,818.30	70,181.70	70,181.70
Tot: 57000 Property		110,000.00	0.00	0.00	0.00	70,181.70	70,181.70	39,818.30	70,181.70	70,181.70
58004	Special Projects	1,995,000.00	0.00	0.00	0.00	0.00	1,995,000.00	0.00	0.00	0.00
58005	Miscellaneous Expend	0.00	0.00	0.00	358,985.15	0.00	358,985.15	-358,985.15	358,985.15	358,985.15

Report ID: ZGLS0030

City of Fresno
EXPENDITURE SUMMARY REPORT BY FUND AND DEPARTMENT
Fiscal Year 2021 / Period 012
Fund 22505 and Departments 45 Thru 45

Page No. 2
Run Date 09/08/2021
Run Time 14:22:54

Fund Type: 20000F Special Revenue
Subfund: 22500F Measure C
Detail Fund: 22505 Measure C Transit
Department: 450000 Transportation Department
BY: 2021

Acct	Appropriation	M-T-D Expended	M-T-D Encumbered	Y-T-D Expended	Y-T-D Encumbered	Y-T-D Exp + Enc	Free Balance	Projection 1	Projection 2
Tot: 58000 Other Objects	1,995,000.00	0.00	0.00	358,985.15	0.00	358,985.15	1,636,014.85	358,985.15	358,985.15
Tot: NONPER Non Personnel Expend	3,176,200.00	3,080.79	0.00	1,319,141.11	70,181.70	1,389,322.81	1,786,877.19	1,389,322.81	1,389,322.81
59101 Var Interdept Reimb	1,073,400.00	170,664.54	0.00	782,213.20	0.00	782,213.20	291,186.80	782,213.20	782,213.20
59201 Cost Allocation Plan	671,300.00	0.00	0.00	671,300.00	0.00	671,300.00	0.00	671,300.00	671,300.00
59302 Info Systems Service	50,100.00	0.00	0.00	50,000.00	0.00	50,000.00	100.00	50,000.00	50,000.00
59303 Info Systems Equip C	86,200.00	0.00	0.00	85,700.00	0.00	85,700.00	500.00	85,700.00	85,700.00
59312 Fleet Services Chrg	0.00	0.00	0.00	275.00	0.00	275.00	-275.00	275.00	275.00
59322 ERP Replacement Char	61,100.00	0.00	0.00	60,700.00	0.00	60,700.00	400.00	60,700.00	60,700.00
59323 Network Replacement	6,300.00	0.00	0.00	6,300.00	0.00	6,300.00	0.00	6,300.00	6,300.00
59325 Fleet Fuel Charges	0.00	0.00	0.00	98.18	0.00	98.18	-98.18	98.18	98.18
Tot: 59000 Interdepartmental Ch	1,948,400.00	170,664.54	0.00	1,656,586.38	0.00	1,656,586.38	291,813.62	1,656,586.38	1,656,586.38
Tot: IDCHRG Interdepartmental Ch	1,948,400.00	170,664.54	0.00	1,656,586.38	0.00	1,656,586.38	291,813.62	1,656,586.38	1,656,586.38
Tot: 61000 Contingencies	0.00	0.00	0.00	0.00	0.00	0.00	0.00	0.00	0.00
Tot: CONTNG Contingency/Trust	0.00	0.00	0.00	0.00	0.00	0.00	0.00	0.00	0.00
Tot Dept: 450000 Transportation Dep	15,009,600.00	851,142.05	0.00	11,512,475.90	70,181.70	11,582,657.60	3,426,942.40	11,582,657.60	11,582,657.60
Tot Fund: 22505	15,009,600.00	851,142.05	0.00	11,512,475.90	70,181.70	11,582,657.60	3,426,942.40	11,582,657.60	11,582,657.60
Tot Subf: 22500F Measure C	15,009,600.00	851,142.05	0.00	11,512,475.90	70,181.70	11,582,657.60	3,426,942.40	11,582,657.60	11,582,657.60
Tot Type: 20000F Special Revenue	15,009,600.00	851,142.05	0.00	11,512,475.90	70,181.70	11,582,657.60	3,426,942.40	11,582,657.60	11,582,657.60
Total for BP 2021	15,009,600.00	851,142.05	0.00	11,512,475.90	70,181.70	11,582,657.60	3,426,942.40	11,582,657.60	11,582,657.60

Report ID: ZGLS0030

City of Fresno
EXPENDITURE SUMMARY REPORT BY FUND AND DEPARTMENT
Fiscal Year 2021 / Period 012
Fund 22505 and Departments 45 Thru 45

Page No. 3
Run Date 09/08/2021
Run Time 14:22:54

Fund Type: 20000F Special Revenue
Subfund: 22500F Measure C
Detail Fund: 22505 Measure C Transit
Department: 450000 Transportation Department
BY: PrYr

Acct	Appropriation	M-T-D Expended	M-T-D Encumbered	Y-T-D Expended	Y-T-D Encumbered	Y-T-D Exp + Enc	Free Balance	Projection 1	Projection 2
Tot: 56000 Supplies	0.00	0.00	0.00	0.00	0.00	0.00	0.00	0.00	0.00
57421 New Vehicle Acquisit	93,101.92	0.00	0.00	93,101.92	0.00	93,101.92	0.00	93,101.92	93,101.92
Tot: 57000 Property	93,101.92	0.00	0.00	93,101.92	0.00	93,101.92	0.00	93,101.92	93,101.92
Tot: NONPER Non Personnel Expend	93,101.92	0.00	0.00	93,101.92	0.00	93,101.92	0.00	93,101.92	93,101.92
Tot Dept: 450000 Transportation Dep	93,101.92	0.00	0.00	93,101.92	0.00	93,101.92	0.00	93,101.92	93,101.92
Tot Fund: 22505	93,101.92	0.00	0.00	93,101.92	0.00	93,101.92	0.00	93,101.92	93,101.92
Tot Subf: 22500F Measure C	93,101.92	0.00	0.00	93,101.92	0.00	93,101.92	0.00	93,101.92	93,101.92
Tot Type: 20000F Special Revenue	93,101.92	0.00	0.00	93,101.92	0.00	93,101.92	0.00	93,101.92	93,101.92

Report ID: ZGLS0030

City of Fresno
EXPENDITURE SUMMARY REPORT BY FUND AND DEPARTMENT
Fiscal Year 2021 / Period 012
Fund 22505 and Departments 45 Thru 45

Page No. 4
Run Date 09/08/2021
Run Time 14:23:23

Fund Type: 20000F Special Revenue
Subfund: 22500F Measure C
Detail Fund: 22505 Measure C Transit
Department: 450000 Transportation Department
BY: PrYr

Acct	Appropriation	M-T-D Expended	M-T-D Encumbered	Y-T-D Expended	Y-T-D Encumbered	Y-T-D Exp + Enc	Free Balance	Projection 1	Projection 2
Total for BP PrYr	93,101.92	0.00	0.00	93,101.92	0.00	93,101.92	0.00	93,101.92	93,101.92
Grand Total	15,102,701.92	851,142.05	0.00	11,605,577.82	70,181.70	11,675,759.52	3,426,942.40	11,675,759.52	11,675,759.52

End of Report

Report ID: ZGLS0030

City of Fresno
EXPENDITURE SUMMARY REPORT BY FUND AND DEPARTMENT
Fiscal Year 2021 / Period 012
Fund 43502 and Departments 45 Thru 45

Page No. 1
Run Date 09/08/2021
Run Time 14:33:22

Fund Type: 40000F Enterprise
Subfund: 43500F Fresno Transit System
Detail Fund: 43502 Fresno Transit Operating
Department: 450000 Transportation Department
BY: 2021

Acct	Appropriation	M-T-D Expended	M-T-D Encumbered	Y-T-D Expended	Y-T-D Encumbered	Y-T-D Exp + Enc	Free Balance	Projection 1	Projection 2	
51101	Permanent Salaries	10,158,400.00	677,035.06	0.00	8,787,497.22	0.00	8,787,497.22	1,370,902.78	8,787,497.22	8,787,497.22
511011	Permanent Salaries -	0.00	22,538.83	0.00	183,122.54	0.00	183,122.54	-183,122.54	183,122.54	183,122.54
51102	Permanent Fringe	249,300.00	12,396.27	0.00	246,914.27	0.00	246,914.27	2,385.73	246,914.27	246,914.27
51103	Employee Leave Payof	110,300.00	8,816.29	0.00	193,782.09	0.00	193,782.09	-83,482.09	193,782.09	193,782.09
51104	Perm Fringe-Health&W	1,970,000.00	149,941.00	0.00	1,811,346.66	0.00	1,811,346.66	158,653.34	1,811,346.66	1,811,346.66
51105	Perm Fringe-Life&Dis	18,200.00	1,536.02	0.00	18,755.79	0.00	18,755.79	-555.79	18,755.79	18,755.79
51106	Perm Fringe-Pension	0.00	0.00	0.00	80.99	0.00	80.99	-80.99	80.99	80.99
51107	Perm Fringe-Pension,	1,174,300.00	87,271.09	0.00	1,118,428.83	0.00	1,118,428.83	55,871.17	1,118,428.83	1,118,428.83
51109	Leave Payoff At Term	53,300.00	0.00	0.00	53,300.00	0.00	53,300.00	0.00	53,300.00	53,300.00
51201	Non-Permanent Salari	0.00	4,049.41	0.00	90,916.48	0.00	90,916.48	-90,916.48	90,916.48	90,916.48
512011	Non-Permanent Wages	0.00	0.00	0.00	2,816.55	0.00	2,816.55	-2,816.55	2,816.55	2,816.55
51202	Non-Permanent Fringe	0.00	168.91	0.00	7,068.21	0.00	7,068.21	-7,068.21	7,068.21	7,068.21
51301	Overtime	740,000.00	154,354.31	0.00	1,888,564.17	0.00	1,888,564.17	-1,148,564.17	1,888,564.17	1,888,564.17
51401	Premium Pay	84,500.00	5,017.26	0.00	71,669.16	0.00	71,669.16	12,830.84	71,669.16	71,669.16
52302	Gen Svc Pens Oblig B	337,900.00	0.00	0.00	336,552.33	0.00	336,552.33	1,347.67	336,552.33	336,552.33
52403	HRA Payments	4,000.00	2,600.00	0.00	27,882.68	0.00	27,882.68	-23,882.68	27,882.68	27,882.68
52601	Worker's Compensatio	1,854,300.00	0.00	0.00	2,038,500.00	0.00	2,038,500.00	-184,200.00	2,038,500.00	2,038,500.00
52901	Recurring Vehicle Al	13,000.00	990.00	0.00	13,708.29	0.00	13,708.29	-708.29	13,708.29	13,708.29
Tot: 51000 Employee Services		16,767,500.00	1,126,714.45	0.00	16,890,906.26	0.00	16,890,906.26	-123,406.26	16,890,906.26	16,890,906.26
Tot: PER Personnel Expenditur		16,767,500.00	1,126,714.45	0.00	16,890,906.26	0.00	16,890,906.26	-123,406.26	16,890,906.26	16,890,906.26
53302	Prof Svcs/Consulting	38,600.00	110.00	0.00	669.00	0.00	669.00	37,931.00	669.00	669.00
53303	Public Relations & I	20,000.00	0.00	0.00	18,804.88	0.00	18,804.88	1,195.12	18,804.88	18,804.88
53304	Prof Svcs (Non-Consu	10,000.00	0.00	0.00	2,915.00	0.00	2,915.00	7,085.00	2,915.00	2,915.00
53306	Outside Legal Servic	109,700.00	7,950.00	0.00	70,271.93	0.00	70,271.93	39,428.07	70,271.93	70,271.93
53401	Hazardous Waste Mana	0.00	0.00	0.00	42.50	0.00	42.50	-42.50	42.50	42.50
53402	Specialized Services	228,500.00	5,058.00	0.00	99,977.08	0.00	99,977.08	128,522.92	99,977.08	99,977.08
53407	Contract Transportat	4,400,000.00	1,442,731.75	-1,442,731.75	3,449,759.66	57,268.25	3,507,027.91	892,972.09	3,507,027.91	3,507,027.91
Tot: 53000 Purchased Prof and T		4,806,800.00	1,455,849.75	-1,442,731.75	3,642,440.05	57,268.25	3,699,708.30	1,107,091.70	3,699,708.30	3,699,708.30
54101	Utilities	325,000.00	29,252.44	0.00	407,308.49	0.00	407,308.49	-82,308.49	407,308.49	407,308.49
54241	Landscaping & Ground	0.00	0.00	0.00	2,603.73	0.00	2,603.73	-2,603.73	2,603.73	2,603.73
54301	O/S Repair, Maint &	60,000.00	4,894.70	-4,852.20	99,062.74	20,846.31	119,909.05	-59,909.05	119,909.05	119,909.05
54302	O/S Repair & Maint-O	0.00	0.00	0.00	300.00	0.00	300.00	-300.00	300.00	300.00
54303	Service Contracts-Of	10,100.00	858.94	0.00	4,424.89	0.00	4,424.89	5,675.11	4,424.89	4,424.89
54304	O/S Repair & Maint.-	0.00	613.00	0.00	2,386.96	0.00	2,386.96	-2,386.96	2,386.96	2,386.96
54305	O/S Repair & Maint.-	1,000.00	0.00	0.00	88.00	0.00	88.00	912.00	88.00	88.00

Report ID: ZGLS0030

City of Fresno
EXPENDITURE SUMMARY REPORT BY FUND AND DEPARTMENT
Fiscal Year 2021 / Period 012
Fund 43502 and Departments 45 Thru 45

Page No. 2
Run Date 09/08/2021
Run Time 14:33:22

Fund Type: 40000F Enterprise
Subfund: 43500F Fresno Transit System
Detail Fund: 43502 Fresno Transit Operating
Department: 450000 Transportation Department
BY: 2021

Acct	Appropriation	M-T-D Expended	M-T-D Encumbered	Y-T-D Expended	Y-T-D Encumbered	Y-T-D Exp + Enc	Free Balance	Projection 1	Projection 2
54306 Security Services	0.00	3,694.40	0.00	41,022.15	0.00	41,022.15	-41,022.15	41,022.15	41,022.15
54411 Space Rentals	33,400.00	0.00	0.00	8,315.70	0.00	8,315.70	25,084.30	8,315.70	8,315.70
54421 Equipment Rentals--E	60,000.00	11,075.00	0.00	90,569.10	0.00	90,569.10	-30,569.10	90,569.10	90,569.10
54501 Buildings & Improvem	1,500.00	348.00	0.00	1,740.00	0.00	1,740.00	-240.00	1,740.00	1,740.00
Tot: 54000 Purchased Property S	491,000.00	50,736.48	-4,852.20	657,821.76	20,846.31	678,668.07	-187,668.07	678,668.07	678,668.07
55301 Communications	0.00	0.00	0.00	571.00	0.00	571.00	-571.00	571.00	571.00
55501 Printing & Binding--	85,000.00	0.00	0.00	209,706.32	0.00	209,706.32	-124,706.32	209,706.32	209,706.32
55801 Training	39,500.00	51.26	0.00	6,025.25	0.00	6,025.25	33,474.75	6,025.25	6,025.25
55803 Travel & Conference	28,600.00	429.08	0.00	1,872.40	0.00	1,872.40	26,727.60	1,872.40	1,872.40
Tot: 55000 Other Purchased Serv	153,100.00	480.34	0.00	218,174.97	0.00	218,174.97	-65,074.97	218,174.97	218,174.97
56101 Clothing & Personal	177,000.00	5,583.13	0.00	78,599.54	0.00	78,599.54	98,400.46	78,599.54	78,599.54
56102 Office Equipment--Un	3,000.00	875.88	0.00	15,659.10	0.00	15,659.10	-12,659.10	15,659.10	15,659.10
56104 Freight	0.00	0.00	0.00	325.17	0.00	325.17	-325.17	325.17	325.17
56105 Small Tools For Fiel	2,000.00	0.00	0.00	161.71	0.00	161.71	1,838.29	161.71	161.71
56106 Postage	0.00	43.50	0.00	103.23	0.00	103.23	-103.23	103.23	103.23
56107 Office Supplies	48,000.00	1,753.27	0.00	18,831.95	0.00	18,831.95	29,168.05	18,831.95	18,831.95
56108 Photographic Supplie	1,000.00	0.00	0.00	0.00	0.00	0.00	1,000.00	0.00	0.00
56110 Computer Software	10,000.00	0.00	0.00	0.00	0.00	0.00	10,000.00	0.00	0.00
56112 Cleaning & Janitoria	0.00	1,792.28	0.00	14,109.32	0.00	14,109.32	-14,109.32	14,109.32	14,109.32
56115 Materials & Parts--V	0.00	0.00	807.17	6,720.16	807.17	7,527.33	-7,527.33	7,527.33	7,527.33
56116 Materials & Parts--E	4,500.00	1,836.64	0.00	2,668.20	0.00	2,668.20	1,831.80	2,668.20	2,668.20
56123 Materials & Parts -	0.00	0.00	0.00	367.03	0.00	367.03	-367.03	367.03	367.03
56124 Materials & Supplies	0.00	-10,219.49	0.00	-10,219.49	0.00	-10,219.49	10,219.49	-10,219.49	-10,219.49
56240 Oils & Lubricants	128,000.00	11,893.26	60,000.00	53,746.33	60,000.00	113,746.33	14,253.67	113,746.33	113,746.33
56261 Diesel Fuel	0.00	0.00	0.00	1,366.93	0.00	1,366.93	-1,366.93	1,366.93	1,366.93
56262 Alternative Fuel	1,905,000.00	90,597.14	0.00	1,158,862.32	0.00	1,158,862.32	746,137.68	1,158,862.32	1,158,862.32
Tot: 56000 Supplies	2,278,500.00	104,155.61	60,807.17	1,341,301.50	60,807.17	1,402,108.67	876,391.33	1,402,108.67	1,402,108.67
57411 New Machinery & Equi	5,000.00	0.00	0.00	36,453.16	0.00	36,453.16	-31,453.16	36,453.16	36,453.16
57412 Replacement Machiner	0.00	0.00	0.00	1,194.35	0.00	1,194.35	-1,194.35	1,194.35	1,194.35
57413 Equipment	8,000.00	0.00	0.00	0.00	0.00	0.00	8,000.00	0.00	0.00
57431 Furniture & Fixtures	17,500.00	0.00	0.00	11,145.77	0.00	11,145.77	6,354.23	11,145.77	11,145.77
Tot: 57000 Property	30,500.00	0.00	0.00	48,793.28	0.00	48,793.28	-18,293.28	48,793.28	48,793.28

Report ID: ZGLS0030

City of Fresno
EXPENDITURE SUMMARY REPORT BY FUND AND DEPARTMENT
Fiscal Year 2021 / Period 012
Fund 43502 and Departments 45 Thru 45

Page No. 4
Run Date 09/08/2021
Run Time 14:33:22

Fund Type: 40000F Enterprise
Subfund: 43500F Fresno Transit System
Detail Fund: 43502 Fresno Transit Operating
Department: 450000 Transportation Department
BY: 2021

Acct	Appropriation	M-T-D Expended	M-T-D Encumbered	Y-T-D Expended	Y-T-D Encumbered	Y-T-D Exp + Enc	Free Balance	Projection 1	Projection 2
Tot: CONTNG Contingency/Trust	0.00	0.00	0.00	0.00	0.00	0.00	0.00	0.00	0.00
Tot Dept: 450000 Transportation Dep	29,543,500.00	3,061,541.23	-1,386,776.78	27,624,722.58	138,921.73	27,763,644.31	1,779,855.69	27,763,644.31	27,763,644.31
Tot Fund: 43502	29,543,500.00	3,061,541.23	-1,386,776.78	27,624,722.58	138,921.73	27,763,644.31	1,779,855.69	27,763,644.31	27,763,644.31
Tot Subf: 43500F Fresno Transit Sys	29,543,500.00	3,061,541.23	-1,386,776.78	27,624,722.58	138,921.73	27,763,644.31	1,779,855.69	27,763,644.31	27,763,644.31
Tot Type: 40000F Enterprise	29,543,500.00	3,061,541.23	-1,386,776.78	27,624,722.58	138,921.73	27,763,644.31	1,779,855.69	27,763,644.31	27,763,644.31
Total for BP 2021	29,543,500.00	3,061,541.23	-1,386,776.78	27,624,722.58	138,921.73	27,763,644.31	1,779,855.69	27,763,644.31	27,763,644.31

Report ID: ZGLS0030

City of Fresno
EXPENDITURE SUMMARY REPORT BY FUND AND DEPARTMENT
Fiscal Year 2021 / Period 012
Fund 43502 and Departments 45 Thru 45

Page No. 5
Run Date 09/08/2021
Run Time 14:33:22

Fund Type: 40000F Enterprise
Subfund: 43500F Fresno Transit System
Detail Fund: 43502 Fresno Transit Operating
Department: 450000 Transportation Department
BY: PrYr

Acct	Appropriation	M-T-D Expended	M-T-D Encumbered	Y-T-D Expended	Y-T-D Encumbered	Y-T-D Exp + Enc	Free Balance	Projection 1	Projection 2
53303 Public Relations & I	14,735.00	0.00	0.00	0.00	14,735.00	14,735.00	0.00	14,735.00	14,735.00
Tot: 53000 Purchased Prof and T	14,735.00	0.00	0.00	0.00	14,735.00	14,735.00	0.00	14,735.00	14,735.00
55301 Communications	1,684.76	0.00	0.00	0.00	1,684.76	1,684.76	0.00	1,684.76	1,684.76
55501 Printing & Binding--	34,444.03	0.00	0.00	34,444.03	0.00	34,444.03	0.00	34,444.03	34,444.03
Tot: 55000 Other Purchased Serv	36,128.79	0.00	0.00	34,444.03	1,684.76	36,128.79	0.00	36,128.79	36,128.79
56240 Oils & Lubricants	265.00	0.00	0.00	0.00	265.00	265.00	0.00	265.00	265.00
56261 Diesel Fuel	40,042.19	0.00	0.00	0.00	40,042.19	40,042.19	0.00	40,042.19	40,042.19
Tot: 56000 Supplies	40,307.19	0.00	0.00	0.00	40,307.19	40,307.19	0.00	40,307.19	40,307.19
Tot: NONPER Non Personnel Expend	91,170.98	0.00	0.00	34,444.03	56,726.95	91,170.98	0.00	91,170.98	91,170.98
Tot Dept: 450000 Transportation Dep	91,170.98	0.00	0.00	34,444.03	56,726.95	91,170.98	0.00	91,170.98	91,170.98
Tot Fund: 43502	91,170.98	0.00	0.00	34,444.03	56,726.95	91,170.98	0.00	91,170.98	91,170.98
Tot Subf: 43500F Fresno Transit Sys	91,170.98	0.00	0.00	34,444.03	56,726.95	91,170.98	0.00	91,170.98	91,170.98
Tot Type: 40000F Enterprise	91,170.98	0.00	0.00	34,444.03	56,726.95	91,170.98	0.00	91,170.98	91,170.98

Report ID: ZGLS0030

City of Fresno
EXPENDITURE SUMMARY REPORT BY FUND AND DEPARTMENT
Fiscal Year 2021 / Period 012
Fund 43502 and Departments 45 Thru 45

Page No. 6
Run Date 09/08/2021
Run Time 14:34:10

Fund Type: 40000F Enterprise
Subfund: 43500F Fresno Transit System
Detail Fund: 43502 Fresno Transit Operating
Department: 450000 Transportation Department
BY: PrYr

Acct	Appropriation	M-T-D Expended	M-T-D Encumbered	Y-T-D Expended	Y-T-D Encumbered	Y-T-D Exp + Enc	Free Balance	Projection 1	Projection 2
Total for BP PrYr	91,170.98	0.00	0.00	34,444.03	56,726.95	91,170.98	0.00	91,170.98	91,170.98
Grand Total	29,634,670.98	3,061,541.23	-1,386,776.78	27,659,166.61	195,648.68	27,854,815.29	1,779,855.69	27,854,815.29	27,854,815.29

End of Report

Report ID: ZGLS0030

City of Fresno
EXPENDITURE SUMMARY REPORT BY FUND AND DEPARTMENT
Fiscal Year 2021 / Period 012
Fund 43504 and Departments 45 Thru 45

Page No. 1
Run Date 09/08/2021
Run Time 14:35:39

Fund Type: 40000F Enterprise
Subfund: 43500F Fresno Transit System
Detail Fund: 43504 Federal Operating-43504
Department: 450000 Transportation Department
BY: 2021

Acct	Appropriation	M-T-D Expended	M-T-D Encumbered	Y-T-D Expended	Y-T-D Encumbered	Y-T-D Exp + Enc	Free Balance	Projection 1	Projection 2	
51101	Permanent Salaries	5,671,900.00	382,601.72	0.00	4,874,345.21	0.00	4,874,345.21	797,554.79	4,874,345.21	4,874,345.21
511011	Permanent Salaries -	0.00	6,943.10	0.00	71,749.73	0.00	71,749.73	-71,749.73	71,749.73	71,749.73
51102	Permanent Fringe	86,400.00	6,198.69	0.00	96,306.93	0.00	96,306.93	-9,906.93	96,306.93	96,306.93
51103	Employee Leave Payof	79,600.00	9,536.67	0.00	136,344.13	0.00	136,344.13	-56,744.13	136,344.13	136,344.13
51104	Perm Fringe-Health&W	1,031,600.00	70,369.15	0.00	847,849.50	0.00	847,849.50	183,750.50	847,849.50	847,849.50
51105	Perm Fringe-Life&Dis	11,100.00	901.35	0.00	10,740.49	0.00	10,740.49	359.51	10,740.49	10,740.49
51107	Perm Fringe-Pension,	699,300.00	49,837.35	0.00	626,534.42	0.00	626,534.42	72,765.58	626,534.42	626,534.42
51109	Leave Payoff At Term	36,200.00	0.00	0.00	36,200.00	0.00	36,200.00	0.00	36,200.00	36,200.00
51201	Non-Permanent Salari	0.00	22,728.12	0.00	201,282.00	0.00	201,282.00	-201,282.00	201,282.00	201,282.00
512011	Non-Permanent Wages	0.00	1,320.00	0.00	13,252.06	0.00	13,252.06	-13,252.06	13,252.06	13,252.06
51202	Non-Permanent Fringe	0.00	1,545.80	0.00	15,875.05	0.00	15,875.05	-15,875.05	15,875.05	15,875.05
51301	Overtime	125,000.00	2,980.93	0.00	39,258.53	0.00	39,258.53	85,741.47	39,258.53	39,258.53
51401	Premium Pay	105,500.00	13,049.59	0.00	167,720.06	0.00	167,720.06	-62,220.06	167,720.06	167,720.06
52302	Gen Svc Pens Oblig B	151,400.00	0.00	0.00	150,796.17	0.00	150,796.17	603.83	150,796.17	150,796.17
52403	HRA Payments	1,200.00	198.00	0.00	1,386.00	0.00	1,386.00	-186.00	1,386.00	1,386.00
52601	Worker's Compensatio	104,100.00	0.00	0.00	114,400.00	0.00	114,400.00	-10,300.00	114,400.00	114,400.00
52901	Recurring Vehicle Al	5,400.00	630.00	0.00	7,680.86	0.00	7,680.86	-2,280.86	7,680.86	7,680.86
Tot: 51000 Employee Services		8,108,700.00	568,840.47	0.00	7,411,721.14	0.00	7,411,721.14	696,978.86	7,411,721.14	7,411,721.14
Tot: PER Personnel Expenditur		8,108,700.00	568,840.47	0.00	7,411,721.14	0.00	7,411,721.14	696,978.86	7,411,721.14	7,411,721.14
53302	Prof Svcs/Consulting	0.00	0.00	0.00	499.46	0.00	499.46	-499.46	499.46	499.46
53303	Public Relations & I	75,000.00	3,440.00	0.00	29,251.78	0.00	29,251.78	45,748.22	29,251.78	29,251.78
53304	Prof Svcs (Non-Consu	50,000.00	0.00	0.00	0.00	0.00	50,000.00	0.00	0.00	0.00
53401	Hazardous Waste Mana	65,000.00	8,509.80	0.00	83,067.88	0.00	83,067.88	-18,067.88	83,067.88	83,067.88
53402	Specialized Services	49,500.00	1,822.80	-476.80	47,234.57	0.00	47,234.57	2,265.43	47,234.57	47,234.57
53407	Contract Transportat	2,300,000.00	961,821.17	-961,821.17	2,138,518.10	38,178.83	2,176,696.93	123,303.07	2,176,696.93	2,176,696.93
Tot: 53000 Purchased Prof and T		2,539,500.00	975,593.77	-962,297.97	2,298,571.79	38,178.83	2,336,750.62	202,749.38	2,336,750.62	2,336,750.62
54101	Utilities	600,000.00	0.00	0.00	340,760.54	0.00	340,760.54	259,239.46	340,760.54	340,760.54
54241	Landscaping & Ground	15,000.00	322.37	0.00	30,221.20	0.00	30,221.20	-15,221.20	30,221.20	30,221.20
54301	O/S Repair, Maint &	353,900.00	14,101.80	-9,001.80	263,357.59	93,541.05	356,898.64	-2,998.64	356,898.64	356,898.64
54303	Service Contracts-Of	838,100.00	74,412.57	8,800.00	353,929.18	5,957.01	359,886.19	478,213.81	359,886.19	359,886.19
54304	O/S Repair & Maint.-	259,600.00	22,396.85	5,000.00	116,583.08	5,000.00	121,583.08	138,016.92	121,583.08	121,583.08
54305	O/S Repair & Maint.-	56,000.00	6,942.18	0.00	41,230.25	0.00	41,230.25	14,769.75	41,230.25	41,230.25
54421	Equipment Rentals--E	3,000.00	1,063.73	0.00	1,063.73	0.00	1,063.73	1,936.27	1,063.73	1,063.73
54501	Buildings & Improvem	220,000.00	16,001.23	0.00	134,231.39	0.00	134,231.39	85,768.61	134,231.39	134,231.39

Report ID: ZGLS0030

City of Fresno
EXPENDITURE SUMMARY REPORT BY FUND AND DEPARTMENT
Fiscal Year 2021 / Period 012
Fund 43504 and Departments 45 Thru 45

Page No. 2
Run Date 09/08/2021
Run Time 14:35:39

Fund Type: 40000F Enterprise
Subfund: 43500F Fresno Transit System
Detail Fund: 43504 Federal Operating-43504
Department: 450000 Transportation Department
BY: 2021

Acct	Appropriation	M-T-D Expended	M-T-D Encumbered	Y-T-D Expended	Y-T-D Encumbered	Y-T-D Exp + Enc	Free Balance	Projection 1	Projection 2
Tot: 54000 Purchased Property S	2,345,600.00	135,240.73	4,798.20	1,281,376.96	104,498.06	1,385,875.02	959,724.98	1,385,875.02	1,385,875.02
55301 Communications	0.00	0.00	0.00	863.00	0.00	863.00	-863.00	863.00	863.00
55501 Printing & Binding--	26,600.00	0.00	0.00	32,371.45	0.00	32,371.45	-5,771.45	32,371.45	32,371.45
55801 Training	27,000.00	0.00	0.00	3,447.00	0.00	3,447.00	23,553.00	3,447.00	3,447.00
55803 Travel & Conference	48,100.00	0.00	0.00	1,070.84	0.00	1,070.84	47,029.16	1,070.84	1,070.84
Tot: 55000 Other Purchased Serv	101,700.00	0.00	0.00	37,752.29	0.00	37,752.29	63,947.71	37,752.29	37,752.29
56101 Clothing & Personal	54,500.00	4,323.77	0.00	27,207.10	0.00	27,207.10	27,292.90	27,207.10	27,207.10
56102 Office Equipment--Un	2,500.00	127.36	0.00	1,378.55	0.00	1,378.55	1,121.45	1,378.55	1,378.55
56104 Freight	0.00	0.00	0.00	154.14	0.00	154.14	-154.14	154.14	154.14
56105 Small Tools For Fiel	22,500.00	1,317.60	0.00	19,850.17	0.00	19,850.17	2,649.83	19,850.17	19,850.17
56106 Postage	500.00	0.00	0.00	0.00	0.00	0.00	500.00	0.00	0.00
56107 Office Supplies	13,000.00	178.91	0.00	539.60	0.00	539.60	12,460.40	539.60	539.60
56110 Computer Software	50,000.00	0.00	0.00	1,437.60	0.00	1,437.60	48,562.40	1,437.60	1,437.60
56112 Cleaning & Janitoria	48,500.00	4,600.23	0.00	42,913.81	0.00	42,913.81	5,586.19	42,913.81	42,913.81
56115 Materials & Parts--V	122,000.00	13,434.05	0.00	231,246.77	0.00	231,246.77	-109,246.77	231,246.77	231,246.77
56116 Materials & Parts--E	28,000.00	504.15	0.00	23,586.33	0.00	23,586.33	4,413.67	23,586.33	23,586.33
56118 Dormitory & Kitchen	100.00	0.00	0.00	0.00	0.00	0.00	100.00	0.00	0.00
56121 Inventory	1,264,900.00	134,945.49	8,417.35	1,223,826.40	8,935.63	1,232,762.03	32,137.97	1,232,762.03	1,232,762.03
56123 Materials & Parts -	500.00	2,958.45	0.00	20,542.41	0.00	20,542.41	-20,042.41	20,542.41	20,542.41
56124 Materials & Supplies	440,000.00	41,564.38	-41,564.38	231,713.19	19,219.53	250,932.72	189,067.28	250,932.72	250,932.72
56240 Oils & Lubricants	0.00	0.00	0.00	1,650.24	0.00	1,650.24	-1,650.24	1,650.24	1,650.24
Tot: 56000 Supplies	2,047,000.00	203,954.39	-33,147.03	1,826,046.31	28,155.16	1,854,201.47	192,798.53	1,854,201.47	1,854,201.47
57411 New Machinery & Equi	30,000.00	0.00	0.00	0.00	0.00	0.00	30,000.00	0.00	0.00
57412 Replacement Machiner	1,000.00	0.00	0.00	0.00	0.00	0.00	1,000.00	0.00	0.00
57413 Equipment	140,000.00	0.00	0.00	0.00	0.00	0.00	140,000.00	0.00	0.00
57431 Furniture & Fixtures	26,000.00	0.00	0.00	0.00	0.00	0.00	26,000.00	0.00	0.00
Tot: 57000 Property	197,000.00	0.00	0.00	0.00	0.00	0.00	197,000.00	0.00	0.00
58005 Miscellaneous Expend	3,500.00	882.00	0.00	4,303.70	0.00	4,303.70	-803.70	4,303.70	4,303.70
58016 Membership & Dues	800.00	0.00	0.00	830.75	0.00	830.75	-30.75	830.75	830.75
58017 Subscriptions & Publ	4,500.00	0.00	0.00	0.00	0.00	0.00	4,500.00	0.00	0.00
58027 License & Permits	23,400.00	0.00	0.00	4,425.50	0.00	4,425.50	18,974.50	4,425.50	4,425.50
58039 Recruitments	1,000.00	0.00	0.00	0.00	0.00	0.00	1,000.00	0.00	0.00

Report ID: ZGLS0030

City of Fresno
EXPENDITURE SUMMARY REPORT BY FUND AND DEPARTMENT
Fiscal Year 2021 / Period 012
Fund 43504 and Departments 45 Thru 45

Page No. 3
Run Date 09/08/2021
Run Time 14:35:39

Fund Type: 40000F Enterprise
Subfund: 43500F Fresno Transit System
Detail Fund: 43504 Federal Operating-43504
Department: 450000 Transportation Department
BY: 2021

Acct	Appropriation	M-T-D Expended	M-T-D Encumbered	Y-T-D Expended	Y-T-D Encumbered	Y-T-D Exp + Enc	Free Balance	Projection 1	Projection 2
Tot: 58000 Other Objects	33,200.00	882.00	0.00	9,559.95	0.00	9,559.95	23,640.05	9,559.95	9,559.95
Tot: NONPER Non Personnel Expend	7,264,000.00	1,315,670.89	-990,646.80	5,453,307.30	170,832.05	5,624,139.35	1,639,860.65	5,624,139.35	5,624,139.35
59105 Purchasing - Variabl	20,100.00	3,346.30	0.00	6,312.81	0.00	6,312.81	13,787.19	6,312.81	6,312.81
59112 Var Interdept Reimb	1,000.00	0.00	0.00	568.12	0.00	568.12	431.88	568.12	568.12
59302 Info Systems Service	79,900.00	0.00	0.00	79,900.00	0.00	79,900.00	0.00	79,900.00	79,900.00
59303 Info Systems Equip C	55,100.00	0.00	0.00	55,100.00	0.00	55,100.00	0.00	55,100.00	55,100.00
59304 Property Self-Insura	100.00	0.00	0.00	100.00	0.00	100.00	0.00	100.00	100.00
59305 Liability Self-Insur	4,200.00	0.00	0.00	4,200.00	0.00	4,200.00	0.00	4,200.00	4,200.00
59306 Chgs For Msngr/Mail/	6,900.00	0.00	0.00	0.00	0.00	0.00	6,900.00	0.00	0.00
59307 Charges For Telephon	46,800.00	127.88	0.00	29,139.24	0.00	29,139.24	17,660.76	29,139.24	29,139.24
59309 Facilities Managemen	400,900.00	0.00	0.00	400,900.00	0.00	400,900.00	0.00	400,900.00	400,900.00
59310 Non-Recurrin Spec Pr	0.00	0.00	0.00	16,481.75	0.00	16,481.75	-16,481.75	16,481.75	16,481.75
59312 Fleet Services Charg	25,000.00	0.00	0.00	10,238.11	0.00	10,238.11	14,761.89	10,238.11	10,238.11
59315 Employee/Visitor Prk	0.00	0.00	0.00	480.00	0.00	480.00	-480.00	480.00	480.00
59317 Fleet Special Projec	57,000.00	5,254.59	0.00	60,011.99	0.00	60,011.99	-3,011.99	60,011.99	60,011.99
59318 Fleet Pool Vehicle R	800.00	0.00	0.00	0.00	0.00	0.00	800.00	0.00	0.00
59322 ERP Replacement Char	18,600.00	0.00	0.00	18,600.00	0.00	18,600.00	0.00	18,600.00	18,600.00
59323 Network Replacement	22,400.00	0.00	0.00	22,400.00	0.00	22,400.00	0.00	22,400.00	22,400.00
59325 Fleet Fuel Charges	100.00	0.00	0.00	0.00	0.00	0.00	100.00	0.00	0.00
59326 10C and 10X Charges	57,400.00	1,610.20	0.00	2,817.23	0.00	2,817.23	54,582.77	2,817.23	2,817.23
Tot: 59000 Interdepartmental Ch	796,300.00	10,338.97	0.00	707,249.25	0.00	707,249.25	89,050.75	707,249.25	707,249.25
Tot: IDCHRG Interdepartmental Ch	796,300.00	10,338.97	0.00	707,249.25	0.00	707,249.25	89,050.75	707,249.25	707,249.25
Tot: 61000 Contingencies	0.00	0.00	0.00	0.00	0.00	0.00	0.00	0.00	0.00
Tot: CONTNG Contingency/Trust	0.00	0.00	0.00	0.00	0.00	0.00	0.00	0.00	0.00
Tot Dept: 450000 Transportation Dep	16,169,000.00	1,894,850.33	-990,646.80	13,572,277.69	170,832.05	13,743,109.74	2,425,890.26	13,743,109.74	13,743,109.74
Tot Fund: 43504	16,169,000.00	1,894,850.33	-990,646.80	13,572,277.69	170,832.05	13,743,109.74	2,425,890.26	13,743,109.74	13,743,109.74
Tot Subf: 43500F Fresno Transit Sys	16,169,000.00	1,894,850.33	-990,646.80	13,572,277.69	170,832.05	13,743,109.74	2,425,890.26	13,743,109.74	13,743,109.74

Report ID: ZGLS0030

City of Fresno
EXPENDITURE SUMMARY REPORT BY FUND AND DEPARTMENT
Fiscal Year 2021 / Period 012
Fund 43504 and Departments 45 Thru 45

Page No. 4
Run Date 09/08/2021
Run Time 14:35:39

Fund Type: 40000F Enterprise
Subfund: 43500F Fresno Transit System
Detail Fund: 43504 Federal Operating-43504
Department: 450000 Transportation Department
BY: 2021

Acct	Appropriation	M-T-D Expended	M-T-D Encumbered	Y-T-D Expended	Y-T-D Encumbered	Y-T-D Exp + Enc	Free Balance	Projection 1	Projection 2
Tot Type: 40000F Enterprise	16,169,000.00	1,894,850.33	-990,646.80	13,572,277.69	170,832.05	13,743,109.74	2,425,890.26	13,743,109.74	13,743,109.74
Total for BP 2021	16,169,000.00	1,894,850.33	-990,646.80	13,572,277.69	170,832.05	13,743,109.74	2,425,890.26	13,743,109.74	13,743,109.74

Report ID: ZGLS0030

City of Fresno
EXPENDITURE SUMMARY REPORT BY FUND AND DEPARTMENT
Fiscal Year 2021 / Period 012
Fund 43504 and Departments 45 Thru 45

Page No. 5
Run Date 09/08/2021
Run Time 14:35:39

Fund Type: 40000F Enterprise
Subfund: 43500F Fresno Transit System
Detail Fund: 43504 Federal Operating-43504
Department: 450000 Transportation Department
BY: PrYr

Acct	Appropriation	M-T-D Expended	M-T-D Encumbered	Y-T-D Expended	Y-T-D Encumbered	Y-T-D Exp + Enc	Free Balance	Projection 1	Projection 2
53302 Prof Svcs/Consulting	159,621.73	0.00	0.00	102,079.38	57,542.35	159,621.73	0.00	159,621.73	159,621.73
53402 Specialized Services	4,767.00	0.00	0.00	4,767.00	0.00	4,767.00	0.00	4,767.00	4,767.00
Tot: 53000 Purchased Prof and T	164,388.73	0.00	0.00	106,846.38	57,542.35	164,388.73	0.00	164,388.73	164,388.73
54301 O/S Repair, Maint &	3,105.00	0.00	0.00	3,105.00	0.00	3,105.00	0.00	3,105.00	3,105.00
54303 Service Contracts-Of	209,140.98	0.00	0.00	162,898.91	46,242.07	209,140.98	0.00	209,140.98	209,140.98
54304 O/S Repair & Maint.-	58,826.76	0.00	0.00	0.00	58,826.76	58,826.76	0.00	58,826.76	58,826.76
54305 O/S Repair & Maint.-	12,300.00	0.00	0.00	0.00	12,300.00	12,300.00	0.00	12,300.00	12,300.00
54501 Buildings & Improvem	49,214.92	0.00	0.00	0.00	49,214.92	49,214.92	0.00	49,214.92	49,214.92
Tot: 54000 Purchased Property S	332,587.66	0.00	0.00	166,003.91	166,583.75	332,587.66	0.00	332,587.66	332,587.66
55301 Communications	0.00	0.00	0.00	24.00	0.00	24.00	-24.00	24.00	24.00
55501 Printing & Binding--	5,256.13	0.00	0.00	0.00	5,256.13	5,256.13	0.00	5,256.13	5,256.13
Tot: 55000 Other Purchased Serv	5,256.13	0.00	0.00	24.00	5,256.13	5,280.13	-24.00	5,280.13	5,280.13
56115 Materials & Parts--V	0.00	0.00	0.00	84.48	0.00	84.48	-84.48	84.48	84.48
56116 Materials & Parts--E	9,949.12	0.00	0.00	9,949.12	-84.00	9,865.12	84.00	9,865.12	9,865.12
56121 Inventory	46,671.14	0.00	0.00	4,528.02	42,143.13	46,671.15	-0.01	46,671.15	46,671.15
56124 Materials & Supplies	86,998.15	0.00	0.00	82,451.88	4,546.27	86,998.15	0.00	86,998.15	86,998.15
Tot: 56000 Supplies	143,618.41	0.00	0.00	97,013.50	46,605.40	143,618.90	-0.49	143,618.90	143,618.90
Tot: NONPER Non Personnel Expend	645,850.93	0.00	0.00	369,887.79	275,987.63	645,875.42	-24.49	645,875.42	645,875.42
Tot Dept: 450000 Transportation Dep	645,850.93	0.00	0.00	369,887.79	275,987.63	645,875.42	-24.49	645,875.42	645,875.42
Tot Fund: 43504	645,850.93	0.00	0.00	369,887.79	275,987.63	645,875.42	-24.49	645,875.42	645,875.42
Tot Subf: 43500F Fresno Transit Sys	645,850.93	0.00	0.00	369,887.79	275,987.63	645,875.42	-24.49	645,875.42	645,875.42
Tot Type: 40000F Enterprise	645,850.93	0.00	0.00	369,887.79	275,987.63	645,875.42	-24.49	645,875.42	645,875.42

Report ID: ZGLS0030

City of Fresno
EXPENDITURE SUMMARY REPORT BY FUND AND DEPARTMENT
Fiscal Year 2021 / Period 012
Fund 43504 and Departments 45 Thru 45

Page No. 6
Run Date 09/08/2021
Run Time 14:36:35

Fund Type: 40000F Enterprise
Subfund: 43500F Fresno Transit System
Detail Fund: 43504 Federal Operating-43504
Department: 450000 Transportation Department
BY: PrYr

Acct	Appropriation	M-T-D Expended	M-T-D Encumbered	Y-T-D Expended	Y-T-D Encumbered	Y-T-D Exp + Enc	Free Balance	Projection 1	Projection 2
Total for BP PrYr	645,850.93	0.00	0.00	369,887.79	275,987.63	645,875.42	-24.49	645,875.42	645,875.42
Grand Total	16,814,850.93	1,894,850.33	-990,646.80	13,942,165.48	446,819.68	14,388,985.16	2,425,865.77	14,388,985.16	14,388,985.16

End of Report

Report ID: ZGLS0030

City of Fresno
EXPENDITURE SUMMARY REPORT BY FUND AND DEPARTMENT
Fiscal Year 2021 / Period 012
Fund 43505 and Departments 45 Thru 45

Page No. 2
Run Date 09/08/2021
Run Time 14:37:41

Fund Type: 40000F Enterprise
Subfund: 43500F Fresno Transit System
Detail Fund: 43505 Grant Funded Operating Support
Department: 450000 Transportation Department
BY: 2021

Acct	Appropriation	M-T-D Expended	M-T-D Encumbered	Y-T-D Expended	Y-T-D Encumbered	Y-T-D Exp + Enc	Free Balance	Projection 1	Projection 2
Tot: 61000 Contingencies	0.00	0.00	0.00	0.00	0.00	0.00	0.00	0.00	0.00
Tot: CONTNG Contingency/Trust	0.00	0.00	0.00	0.00	0.00	0.00	0.00	0.00	0.00
Tot Dept: 450000 Transportation Dep	6,210,700.00	556,330.70	0.00	6,081,175.07	0.00	6,081,175.07	129,524.93	6,081,175.07	6,081,175.07
Tot Fund: 43505	6,210,700.00	556,330.70	0.00	6,081,175.07	0.00	6,081,175.07	129,524.93	6,081,175.07	6,081,175.07
Tot Subf: 43500F Fresno Transit Sys	6,210,700.00	556,330.70	0.00	6,081,175.07	0.00	6,081,175.07	129,524.93	6,081,175.07	6,081,175.07
Tot Type: 40000F Enterprise	6,210,700.00	556,330.70	0.00	6,081,175.07	0.00	6,081,175.07	129,524.93	6,081,175.07	6,081,175.07
Total for BP 2021	6,210,700.00	556,330.70	0.00	6,081,175.07	0.00	6,081,175.07	129,524.93	6,081,175.07	6,081,175.07

Report ID: ZGLS0030

City of Fresno
EXPENDITURE SUMMARY REPORT BY FUND AND DEPARTMENT
Fiscal Year 2021 / Period 012
Fund 43505 and Departments 45 Thru 45

Page No. 3
Run Date 09/08/2021
Run Time 14:37:41

Fund Type: 40000F Enterprise
Subfund: 43500F Fresno Transit System
Detail Fund: 43505 Grant Funded Operating Support
Department: 450000 Transportation Department
BY: PrYr

Acct	Appropriation	M-T-D Expended	M-T-D Encumbered	Y-T-D Expended	Y-T-D Encumbered	Y-T-D Exp + Enc	Free Balance	Projection 1	Projection 2
56121 Inventory	2,134.36	0.00	0.00	862.19	1,272.17	2,134.36	0.00	2,134.36	2,134.36
56124 Materials & Supplies	114.67	0.00	0.00	114.67	0.00	114.67	0.00	114.67	114.67
Tot: 56000 Supplies	2,249.03	0.00	0.00	976.86	1,272.17	2,249.03	0.00	2,249.03	2,249.03
Tot: NONPER Non Personnel Expend	2,249.03	0.00	0.00	976.86	1,272.17	2,249.03	0.00	2,249.03	2,249.03
Tot Dept: 450000 Transportation Dep	2,249.03	0.00	0.00	976.86	1,272.17	2,249.03	0.00	2,249.03	2,249.03
Tot Fund: 43505	2,249.03	0.00	0.00	976.86	1,272.17	2,249.03	0.00	2,249.03	2,249.03
Tot Subf: 43500F Fresno Transit Sys	2,249.03	0.00	0.00	976.86	1,272.17	2,249.03	0.00	2,249.03	2,249.03
Tot Type: 40000F Enterprise	2,249.03	0.00	0.00	976.86	1,272.17	2,249.03	0.00	2,249.03	2,249.03

Report ID: ZGLS0030

City of Fresno
EXPENDITURE SUMMARY REPORT BY FUND AND DEPARTMENT
Fiscal Year 2021 / Period 012
Fund 43505 and Departments 45 Thru 45

Page No. 4
Run Date 09/08/2021
Run Time 14:38:06

Fund Type: 40000F Enterprise
Subfund: 43500F Fresno Transit System
Detail Fund: 43505 Grant Funded Operating Support
Department: 450000 Transportation Department
BY: PrYr

Acct	Appropriation	M-T-D Expended	M-T-D Encumbered	Y-T-D Expended	Y-T-D Encumbered	Y-T-D Exp + Enc	Free Balance	Projection 1	Projection 2
Total for BP PrYr	2,249.03	0.00	0.00	976.86	1,272.17	2,249.03	0.00	2,249.03	2,249.03
Grand Total	6,212,949.03	556,330.70	0.00	6,082,151.93	1,272.17	6,083,424.10	129,524.93	6,083,424.10	6,083,424.10

End of Report

Report ID: ZGLS0040

City of Fresno
 REVENUE LEDGER SUMMARY BY FUND AND DEPARTMENT
 Fiscal Year 2021 / Period 012
 Fund 22505 and Departments 45 Thru 45

Page No. 1
 Run Date 09/08/2021
 Run Time 14:43:04

Fund Type: 20000F Special Revenue
 Subfund: 22500F Measure C
 Detail Fund: 22505 Measure C Transit
 Department: 450000 Transportation Department
 Budget Period: 2021

Account	Estimated Revenue/ Transfers	Actual Receipts	Transfers	Total Revenue/ Transfers	Balance Anticipated	Percent Received
30101 Transfer from Fund Balance	6,007,600.00	6,007,643.32	0.00	6,007,643.32	-43.32	100.00
Tot: 30100A Prior Year Resources	6,007,600.00	6,007,643.32	0.00	6,007,643.32	-43.32	100.00
31302 Measure "C" Revenue	12,135,000.00	12,668,249.79	0.00	12,668,249.79	-533,249.79	104.39
Tot: 31300A Genral Sales & Use Taxes	12,135,000.00	12,668,249.79	0.00	12,668,249.79	-533,249.79	104.39
36101 Interest	150,000.00	68,576.09	0.00	68,576.09	81,423.91	45.72
Tot: 36100A Interest Revenues	150,000.00	68,576.09	0.00	68,576.09	81,423.91	45.72
Tot: 39000A Other Revenue Sources	0.00	0.00	0.00	0.00	0.00	0.00
Tot: 30000A Revenues	18,292,600.00	18,744,469.20	0.00	18,744,469.20	-451,869.20	102.47
43910 Transfers From Other Fund	23,404,600.00	0.00	0.00	0.00	23,404,600.00	0.00
44910 Transfer To Other Fund	-2,000,000.00	-2,300,271.17	0.00	-2,300,271.17	300,271.17	115.01
Tot: TRANFERSA Transfers	21,404,600.00	-2,300,271.17	0.00	-2,300,271.17	23,704,871.17	-10.75
Tot: 40000A Intragovernmental Transf	21,404,600.00	-2,300,271.17	0.00	-2,300,271.17	23,704,871.17	-10.75
Tot Dept: 450000 Transportation Departme	39,697,200.00	16,444,198.03	0.00	16,444,198.03	23,253,001.97	41.42
Tot Fund: 22505 Measure C Transit	39,697,200.00	16,444,198.03	0.00	16,444,198.03	23,253,001.97	41.42
Tot Subf: 22500F Measure C	39,697,200.00	16,444,198.03	0.00	16,444,198.03	23,253,001.97	41.42
Tot Type: 20000F Special Revenue	39,697,200.00	16,444,198.03	0.00	16,444,198.03	23,253,001.97	41.42
Tot Budget Period: 2021	39,697,200.00	16,444,198.03	0.00	16,444,198.03	23,253,001.97	41.42

Report ID: ZGLS0040

Fund Type: 20000F Special Revenue
Subfund: 22500F Measure C
Detail Fund: 22505 Measure C Transit
Department: 450000 Transportation Department
Budget Period:2021

City of Fresno
REVENUE LEDGER SUMMARY BY FUND AND DEPARTMENT
Fiscal Year 2021 / Period 012
Fund 22505 and Departments 45 Thru 45

Page No. 2
Run Date 09/08/2021
Run Time 14:43:04

Account	Estimated Revenue/ Transfers	Actual Receipts	Transfers	Total Revenue/ Transfers	Balance Anticipated	Percent Received
Grand Total	39,697,200.00	16,444,198.03	0.00	16,444,198.03	23,253,001.97	41.42

End of Report

Report ID: ZGLS0040

City of Fresno
 REVENUE LEDGER SUMMARY BY FUND AND DEPARTMENT
 Fiscal Year 2021 / Period 012
 Fund 43502 and Departments 45 Thru 45

Page No. 1
 Run Date 09/08/2021
 Run Time 14:41:32

Fund Type: 40000F Enterprise
 Subfund: 43500F Fresno Transit System
 Detail Fund: 43502 Fresno Transit Operating
 Department: 450000 Transportation Department
 Budget Period:2021

Account	Estimated Revenue/ Transfers	Actual Receipts	Transfers	Total Revenue/ Transfers	Balance Anticipated	Percent Received
30101 Transfer from Fund Balance	4,527,700.00	4,527,730.70	0.00	4,527,730.70	-30.70	100.00
Tot: 30100A Prior Year Resources	4,527,700.00	4,527,730.70	0.00	4,527,730.70	-30.70	100.00
31305 Discounts Earned/Loss	0.00	11.03	0.00	11.03	-11.03	0.00
Tot: 31300A Genral Sales & Use Taxes	0.00	11.03	0.00	11.03	-11.03	0.00
33119 Advertising Program Income	280,000.00	260,400.00	0.00	260,400.00	19,600.00	93.00
33120 Misc. Program Income	45,000.00	6,933.88	0.00	6,933.88	38,066.12	15.41
Tot: 33100A Federal Revenues	325,000.00	267,333.88	0.00	267,333.88	57,666.12	82.26
33506 State-TDA (LTF) Art-4	20,436,500.00	21,871,146.00	0.00	21,871,146.00	-1,434,646.00	107.02
33518 State - TDA (STA) SB620	4,672,500.00	8,259,468.00	0.00	8,259,468.00	-3,586,968.00	176.77
Tot: 33500A State Revenues	25,109,000.00	30,130,614.00	0.00	30,130,614.00	-5,021,614.00	120.00
33820 COG--Local Transp Planning	37,500.00	23,967.71	0.00	23,967.71	13,532.29	63.91
33822 Other--Services	2,462,500.00	1,015,016.02	0.00	1,015,016.02	1,447,483.98	41.22
Tot: 33700A Local Government	2,500,000.00	1,038,983.73	0.00	1,038,983.73	1,461,016.27	41.56
34002 Variable Reimb fr Non-ISF Div	80,000.00	37,583.52	0.00	37,583.52	42,416.48	46.98
Tot: 34000A Reimbursement for ID Servi	80,000.00	37,583.52	0.00	37,583.52	42,416.48	46.98
34340 20 Single Ride Prepaid Cards	1,600.00	1,035.00	0.00	1,035.00	565.00	64.69
34341 20SngleRd Prpd Crds Rdced Fare	100.00	0.00	0.00	0.00	100.00	0.00
34342 50 Single Ride Prepaid Cards	176,000.00	115,070.00	0.00	115,070.00	60,930.00	65.38
34343 50SngleRd Prpd Crds Rdced Fare	9,600.00	2,793.00	0.00	2,793.00	6,807.00	29.09
34345 31 Day Regular Fare Pass	768,000.00	320,928.00	0.00	320,928.00	447,072.00	41.79
34346 31 Day Reduced Fare Pass	160,000.00	112,726.00	0.00	112,726.00	47,274.00	70.45
34347 Single Ride Card	32,000.00	10,751.25	0.00	10,751.25	21,248.75	33.60
34348 Single Ride Card Reduced Fare	1,000.00	536.65	0.00	536.65	463.35	53.67
34349 10 Ride Card	64,000.00	34,236.00	0.00	34,236.00	29,764.00	53.49
34350 10 Ride Card Reduced Fare	6,400.00	3,753.60	0.00	3,753.60	2,646.40	58.65
34351 Passenger Fares	2,560,000.00	1,331,818.66	0.00	1,331,818.66	1,228,181.34	52.02
34352 Military Passes	19,200.00	528.00	0.00	528.00	18,672.00	2.75

Report ID: ZGLS0040

City of Fresno
 REVENUE LEDGER SUMMARY BY FUND AND DEPARTMENT
 Fiscal Year 2021 / Period 012
 Fund 43502 and Departments 45 Thru 45

Page No. 2
 Run Date 09/08/2021
 Run Time 14:41:32

Fund Type: 40000F Enterprise
 Subfund: 43500F Fresno Transit System
 Detail Fund: 43502 Fresno Transit Operating
 Department: 450000 Transportation Department
 Budget Period: 2021

Account	Estimated Revenue/ Transfers	Actual Receipts	Transfers	Total Revenue/ Transfers	Balance Anticipated	Percent Received
34354 ID Card	600.00	399.00	0.00	399.00	201.00	66.50
34356 Advertising	0.00	96.00	0.00	96.00	-96.00	0.00
34357 Handy Ride Revenues	128,000.00	67,296.00	0.00	67,296.00	60,704.00	52.58
34358 Special Rider Passes	4,800.00	0.00	0.00	0.00	4,800.00	0.00
34359 Contracted Revenue	368,000.00	221,711.14	0.00	221,711.14	146,288.86	60.25
Tot: 34300A Transportation	4,299,300.00	2,223,678.30	0.00	2,223,678.30	2,075,621.70	51.72
36101 Interest	290,000.00	274,324.46	0.00	274,324.46	15,675.54	94.59
Tot: 36100A Interest Revenues	290,000.00	274,324.46	0.00	274,324.46	15,675.54	94.59
39001 Credit Card Services	0.00	-1,798.55	0.00	-1,798.55	1,798.55	0.00
39008 Refunds--Current Year	0.00	-5,593.57	0.00	-5,593.57	5,593.57	0.00
39010 Jury Duty Fees--Employees	6,000.00	0.00	0.00	0.00	6,000.00	0.00
39015 Miscellaneous--Other Revenue	7,000.00	12,311.30	0.00	12,311.30	-5,311.30	175.88
39021 Property Losses	250,000.00	118,497.48	0.00	118,497.48	131,502.52	47.40
Tot: 39000A Other Revenue Sources	263,000.00	123,416.66	0.00	123,416.66	139,583.34	46.93
39202 Sale of Obsolete Items	0.00	20,332.00	0.00	20,332.00	-20,332.00	0.00
Tot: 39200A Disposal of Assets	0.00	20,332.00	0.00	20,332.00	-20,332.00	0.00
Tot: 39400A Collection Effort Writeoff	0.00	0.00	0.00	0.00	0.00	0.00
Tot: 30000A Revenues	37,394,000.00	38,644,008.28	0.00	38,644,008.28	-1,250,008.28	103.34
44910 Transfers From Other Fund	30,849,400.00	471.00	0.00	471.00	30,848,929.00	0.00
44910 Transfer To Other Fund	-2,263,000.00	-263.30	0.00	-263.30	-2,262,736.70	0.01
Tot: TRANFERSA Transfers	28,586,400.00	207.70	0.00	207.70	28,586,192.30	0.00
Tot: 40000A Intragovernmental Transf	28,586,400.00	207.70	0.00	207.70	28,586,192.30	0.00
Tot Dept: 450000 Transportation Departme	65,980,400.00	38,644,215.98	0.00	38,644,215.98	27,336,184.02	58.57

Report ID: ZGLS0040

City of Fresno
REVENUE LEDGER SUMMARY BY FUND AND DEPARTMENT
Fiscal Year 2021 / Period 012
Fund 43502 and Departments 45 Thru 45

Page No. 3
Run Date 09/08/2021
Run Time 14:41:32

Fund Type: 40000F Enterprise
Subfund: 43500F Fresno Transit System
Detail Fund: 43502 Fresno Transit Operating
Department: 450000 Transportation Department
Budget Period: 2021

Account	Estimated Revenue/ Transfers	Actual Receipts	Transfers	Total Revenue/ Transfers	Balance Anticipated	Percent Received
Tot Fund: 43502 Fresno Transit Operatin	65,980,400.00	38,644,215.98	0.00	38,644,215.98	27,336,184.02	58.57
Tot Subf: 43500F Fresno Transit System	65,980,400.00	38,644,215.98	0.00	38,644,215.98	27,336,184.02	58.57
Tot Type: 40000F Enterprise	65,980,400.00	38,644,215.98	0.00	38,644,215.98	27,336,184.02	58.57
Tot Budget Period: 2021	65,980,400.00	38,644,215.98	0.00	38,644,215.98	27,336,184.02	58.57

Report ID: ZGLS0040

City of Fresno
REVENUE LEDGER SUMMARY BY FUND AND DEPARTMENT
Fiscal Year 2021 / Period 012
Fund 43502 and Departments 45 Thru 45

Page No. 4
Run Date 09/08/2021
Run Time 14:41:39

Fund Type: 40000F Enterprise
Subfund: 43500F Fresno Transit System
Detail Fund: 43502 Fresno Transit Operating
Department: 450000 Transportation Department
Budget Period:2021

Account	Estimated Revenue/ Transfers	Actual Receipts	Transfers	Total Revenue/ Transfers	Balance Anticipated	Percent Received
Grand Total	65,980,400.00	38,644,215.98	0.00	38,644,215.98	27,336,184.02	58.57

End of Report

Report ID: ZGLS0040

City of Fresno
 REVENUE LEDGER SUMMARY BY FUND AND DEPARTMENT
 Fiscal Year 2021 / Period 012
 Fund 43504 and Departments 45 Thru 45

Page No. 1
 Run Date 09/08/2021
 Run Time 14:40:30

Fund Type: 40000F Enterprise
 Subfund: 43500F Fresno Transit System
 Detail Fund: 43504 Federal Operating-43504
 Department: 450000 Transportation Department
 Budget Period: 2021

Account	Estimated Revenue/ Transfers	Actual Receipts	Transfers	Total Revenue/ Transfers	Balance Anticipated	Percent Received
30101 Transfer from Fund Balance	-13,611,200.00	-13,611,214.73	0.00	-13,611,214.73	14.73	100.00
Tot: 30100A Prior Year Resources	-13,611,200.00	-13,611,214.73	0.00	-13,611,214.73	14.73	100.00
31305 Discounts Earned/Loss	0.00	0.26	0.00	0.26	-0.26	0.00
Tot: 31300A Genral Sales & Use Taxes	0.00	0.26	0.00	0.26	-0.26	0.00
36101 Interest	-125,000.00	-269,765.89	0.00	-269,765.89	144,765.89	215.81
Tot: 36100A Interest Revenues	-125,000.00	-269,765.89	0.00	-269,765.89	144,765.89	215.81
39008 Refunds--Current Year	0.00	4,498.31	0.00	4,498.31	-4,498.31	0.00
39015 Miscellaneous--Other Revenue	7,000.00	3,105.93	0.00	3,105.93	3,894.07	44.37
Tot: 39000A Other Revenue Sources	7,000.00	7,604.24	0.00	7,604.24	-604.24	108.63
Tot: 30000A Revenues	-13,729,200.00	-13,873,376.12	0.00	-13,873,376.12	144,176.12	101.05
43910 Transfers From Other Fund	12,807,200.00	2,199,817.97	0.00	2,199,817.97	10,607,382.03	17.18
44910 Transfer To Other Fund	100,000.00	0.00	0.00	0.00	100,000.00	0.00
Tot: TRANSFERSA Transfers	12,907,200.00	2,199,817.97	0.00	2,199,817.97	10,707,382.03	17.04
Tot: 40000A Intragovernmental Transf	12,907,200.00	2,199,817.97	0.00	2,199,817.97	10,707,382.03	17.04
Tot Dept: 450000 Transportation Departme	-822,000.00	-11,673,558.15	0.00	-11,673,558.15	10,851,558.15	1420.14
Tot Fund: 43504 Federal Operating-43504	-822,000.00	-11,673,558.15	0.00	-11,673,558.15	10,851,558.15	1420.14
Tot Subf: 43500F Fresno Transit System	-822,000.00	-11,673,558.15	0.00	-11,673,558.15	10,851,558.15	1420.14
Tot Type: 40000F Enterprise	-822,000.00	-11,673,558.15	0.00	-11,673,558.15	10,851,558.15	1420.14
Tot Budget Period: 2021	-822,000.00	-11,673,558.15	0.00	-11,673,558.15	10,851,558.15	1420.14

Report ID: ZGLS0040

Fund Type: 40000F Enterprise
Subfund: 43500F Fresno Transit System
Detail Fund: 43504 Federal Operating-43504
Department: 450000 Transportation Department
Budget Period:2021

City of Fresno
REVENUE LEDGER SUMMARY BY FUND AND DEPARTMENT
Fiscal Year 2021 / Period 012
Fund 43504 and Departments 45 Thru 45

Page No. 2
Run Date 09/08/2021
Run Time 14:40:30

Account	Estimated Revenue/ Transfers	Actual Receipts	Transfers	Total Revenue/ Transfers	Balance Anticipated	Percent Received
Grand Total	-822,000.00	-11,673,558.15	0.00	-11,673,558.15	10,851,558.15	1420.14

End of Report

Report ID: ZGLS0040

City of Fresno
REVENUE LEDGER SUMMARY BY FUND AND DEPARTMENT
Fiscal Year 2021 / Period 012
Fund 43505 and Departments 45 Thru 45

Page No. 1
Run Date 09/08/2021
Run Time 14:39:27

Fund Type: 40000F Enterprise
Subfund: 43500F Fresno Transit System
Detail Fund: 43505 Grant Funded Operating Support
Department: 450000 Transportation Department
Budget Period:2021

Account	Estimated Revenue/ Transfers	Actual Receipts	Transfers	Total Revenue/ Transfers	Balance Anticipated	Percent Received
30101 Transfer from Fund Balance	-3,417,200.00	-3,417,155.11	0.00	-3,417,155.11	-44.89	100.00
Tot: 30100A Prior Year Resources	-3,417,200.00	-3,417,155.11	0.00	-3,417,155.11	-44.89	100.00
33104 Fed-Grant	3,175,000.00	863,906.00	0.00	863,906.00	2,311,094.00	27.21
Tot: 33100A Federal Revenues	3,175,000.00	863,906.00	0.00	863,906.00	2,311,094.00	27.21
39015 Miscellaneous--Other Revenue	0.00	327.60	0.00	327.60	-327.60	0.00
Tot: 39000A Other Revenue Sources	0.00	327.60	0.00	327.60	-327.60	0.00
Tot: 30000A Revenues	-242,200.00	-2,552,921.51	0.00	-2,552,921.51	2,310,721.51	1054.06
43910 Transfers From Other Fund	5,989,700.00	893,069.33	0.00	893,069.33	5,096,630.67	14.91
Tot: TRANFERSA Transfers	5,989,700.00	893,069.33	0.00	893,069.33	5,096,630.67	14.91
Tot: 40000A Intragovernmental Transf	5,989,700.00	893,069.33	0.00	893,069.33	5,096,630.67	14.91
Tot Dept: 450000 Transportation Departme	5,747,500.00	-1,659,852.18	0.00	-1,659,852.18	7,407,352.18	-28.88
Tot Fund: 43505 Grant Funded Operating	5,747,500.00	-1,659,852.18	0.00	-1,659,852.18	7,407,352.18	-28.88
Tot Subf: 43500F Fresno Transit System	5,747,500.00	-1,659,852.18	0.00	-1,659,852.18	7,407,352.18	-28.88
Tot Type: 40000F Enterprise	5,747,500.00	-1,659,852.18	0.00	-1,659,852.18	7,407,352.18	-28.88
Tot Budget Period: 2021	5,747,500.00	-1,659,852.18	0.00	-1,659,852.18	7,407,352.18	-28.88

Report ID: ZGLS0040

City of Fresno
REVENUE LEDGER SUMMARY BY FUND AND DEPARTMENT
Fiscal Year 2021 / Period 012
Fund 43505 and Departments 45 Thru 45

Page No. 2
Run Date 09/08/2021
Run Time 14:39:28

Fund Type: 40000F Enterprise
Subfund: 43500F Fresno Transit System
Detail Fund: 43505 Grant Funded Operating Support
Department: 450000 Transportation Department
Budget Period:2021

Account	Estimated Revenue/ Transfers	Actual Receipts	Transfers	Total Revenue/ Transfers	Balance Anticipated	Percent Received
Grand Total	5,747,500.00	-1,659,852.18	0.00	-1,659,852.18	7,407,352.18	-28.88

End of Report



*Department of Transportation / FAX
California Highway Patrol Certification*



**SAFETY COMPLIANCE REPORT/
TERMINAL RECORD UPDATE**

CHP 343 (Rev. 12-17) OPI 062

NEW TERMINAL INFORMATION <input checked="" type="checkbox"/> Yes <input type="checkbox"/> No		CA NUMBER 48696	FILE CODE NUMBER 524884	COUNTY CODE 10	BED
TERMINAL TYPE <input type="checkbox"/> Truck <input checked="" type="checkbox"/> Bus <input type="checkbox"/> Mod Limo		CODE B	OTHER PROGRAM(S) I,C	LOCATION CODE 435	SUBAREA 08

CARRIER LEGAL NAME CITY OF FRESNO	TERMINAL NAME (IF DIFFERENT)	TELEPHONE NUMBER (W/ AREA CODE) (559) 498-1397
--------------------------------------	------------------------------	---

TERMINAL STREET ADDRESS (NUMBER STREET CITY ZIP CODE)
2223 G STREET FRESNO CA 93706

MAILING ADDRESS (NUMBER STREET CITY ZIP CODE) (IF DIFFERENT FROM ABOVE):
SAME

INSPECTION LOCATION (NUMBER STREET CITY OR COUNTY):
SAME

LICENSE, FLEET AND TERMINAL INFORMATION

HM LIC NO	HWT REG NO	IMS LIC NO	TRUCKS AND TYPES	TRAILERS AND TYPES	PASS VEH BY TYPE I II 5 II	Mod Limo	DRIVERS 259	BIT FLEET SIZE Powered
EXP DATE	EXP DATE	EXP DATE	REG CT	HW VEH	HW CONT	PPB/CSAT <input checked="" type="checkbox"/> Yes <input type="checkbox"/> No <input type="checkbox"/> N/A		Towed
TERMINALS IDENTIFIED IN SECTION 34515(b) CVC <input checked="" type="checkbox"/> Yes <input type="checkbox"/> No			FILE CODE NUMBERS OF TERMINALS INCLUDED IN INSPECTION AS A RESULT OF SECTION 34515(b) CVC					

EMERGENCY CONTACTS (In Calling Order of Preference)

EMERGENCY CONTACT (NAME) ADAM FRANK PETER III	DAY TELEPHONE NO (W/ AREA CODE) (559) 621-1477	NIGHT TELEPHONE NO (W/ AREA CODE) (559) 903-6180
EMERGENCY CONTACT (NAME) Sumeet Malhi	DAY TELEPHONE NO (W/ AREA CODE) (559) 621-6985	NIGHT TELEPHONE NO (W/ AREA CODE) (559) 621-6985

ESTIMATED CALIFORNIA MILEAGE FOR THIS TERMINAL FOR LAST YEAR [2020]

A <input type="checkbox"/> UNDER 15,000	B <input type="checkbox"/> 15,001 — 50,000	C <input type="checkbox"/> 50,001 — 100,000	D <input type="checkbox"/> 100,001 — 500,000	E <input type="checkbox"/> 500,001 — 1,000,000	F <input type="checkbox"/> 1,000,001 — 2,000,000	G <input checked="" type="checkbox"/> 2,000,001 — 5,000,000	H <input type="checkbox"/> 5,000,001 — 10,000,000	I <input type="checkbox"/> MORE THAN 10,000,000
--	---	--	---	---	---	--	--	--

OPERATING AUTHORITIES OR PERMITS


PUC <input type="checkbox"/> T	<input type="checkbox"/> TCP <input type="checkbox"/> PSC	MOTOR CARRIER OF PROPERTY PERMIT ACTIVE <input type="checkbox"/> Yes <input type="checkbox"/> No <input checked="" type="checkbox"/> N/A	IMS FITNESS EVALUATION <input type="checkbox"/> Yes <input checked="" type="checkbox"/> No
USDOT 2808751	<input type="checkbox"/> MC <input type="checkbox"/> MX	REASON FOR INSPECTION TERMINAL INSPECTION	

INSPECTION FINDINGS		INSPECTION RATINGS: S = Satisfactory U = Unsatisfactory C = Conditional UR = Unrated N/A = Not Applicable																			
REQUIREMENTS	VIOL	MAINTENANCE PROGRAM				DRIVER RECORDS				REG EQUIPMENT				HAZARDOUS MATERIALS				TERMINAL			
MAINTENANCE PROGRAM		1 S 2 S 3 S 4 S	1 S 2 S 3 S 4 S	1 S 2 S 3 S 4 S	1 S 2 S 3 S 4 S	1 2 3 4	1 2 3 4	1 S 2 S 3 S 4 S	1 S 2 S 3 S 4 S	1 S 2 S 3 S 4 S	1 S 2 S 3 S 4 S	1 S 2 S 3 S 4 S	1 S 2 S 3 S 4 S	1 S 2 S 3 S 4 S	1 S 2 S 3 S 4 S	1 S 2 S 3 S 4 S	1 S 2 S 3 S 4 S	1 S 2 S 3 S 4 S			
DRIVER RECORDS		No 20 Time 2.5	No 39 Time 4.5	No 20 Time 15.0		TIME												TOTAL TIME 22.0			
DRIVER HOURS		HAZARDOUS MATERIALS <input checked="" type="checkbox"/> No H/M Transported <input type="checkbox"/> No H/M violations noted				CONTAINERS/TANKS No Time				VEHICLES PLACED OUT-OF-SERVICE Vehicles 3 Units											
BRAKES	2	REMARKS The terminal is rated satisfactory at this time. See Capri report for more information.																			
LAMPS & SIGNALS	1																				
CONNECTING DEVICES																					
STEERING & SUSPENSION	2																				
TIRES & WHEELS																					
EQUIPMENT REQUIREMENTS	10																				
CONTAINERS & TANKS																					
HAZARDOUS MATERIALS																					
INSPECTION TYPE	NON-BIT	CPSS <input type="checkbox"/> Yes <input checked="" type="checkbox"/> No	CHP 345 <input type="checkbox"/>	CHP 100D COL 3	INSPECTION DATE(S) 2-22-2021	TIME IN 800	TIME OUT 130														
INSPECTED BY (NAME(S)) K. Singh				ID NUMBER(S) A12525				SUSPENSE DATE <input checked="" type="checkbox"/> Auto <input type="checkbox"/> None													

MOTOR CARRIER CERTIFICATION

I hereby certify that all violations described hereon and recorded on the attached pages (2 through 27), will be corrected in accordance with applicable provisions of the California Vehicle Code and the California Code of Regulations. I understand that I may request a review of an unsatisfactory rating by contacting the Motor Carrier Safety Unit Supervisor at (559) 453-3130 within 5 business days of the rating.

CURRENT TERMINAL RATING SATISFACTORY	CARRIER REPRESENTATIVE'S SIGNATURE 	DATE 2-24-21
CARRIER REPRESENTATIVE'S PRINTED NAME SUMEET MALHI	TITLE H/R RISK ANALYST	DRIVER LICENSE NUMBER STATE

	US DOT # 2808751	Legal: CITY OF FRESNO Operating (DBA): FRESNO CITY WATER DIVISION		
	MC/MX #:	State #: 48695	Federal Tax ID: 94-6000338 (EIN)	
Review Type: Non-ratable Review - Special Study				
Scope:	Terminal	Location of Review/Audit: Company facility in the U. S.		Territory:
Operation Types	Interstate	Intrastate	Business: Corporation	
Carrier:	N/A	Non-HM	Gross Revenue:	
Shipper:	N/A	N/A	for year ending: 2/23/2021	
Cargo Tank:	N/A			
Company Physical Address:				
2101 G ST FRESNO, CA 93706-1620				
Contact Name: FRANK ADAM PETER III				
Phone numbers: (1) 559- 621-1477 (2) 559-903-6180 Fax 559-498-2863				
E-Mail Address: WWW FRESNO GOV				
Company Mailing Address:				
2600 FRESNO STREET FRESNO, CA 93721				
Carrier Classification				
Private Passenger, Non-business Local Government				
Cargo Classification				
Passengers				
Equipment				
	Owned	Term Leased	Trip Leased	Owned Term Leased Trip Leased
Motor Coach	115	0	0	
Power units used in the U.S.: 115				
Percentage of time used in the U.S.: 100				
Does carrier transport placardable quantities of HM? No				
Is an HM Permit required? N/A				
Driver Information				
	Inter	Intra	Average trip leased drivers/month: 0	
< 100 Miles:		259	Total Drivers: 259	
>= 100 Miles:			CDL Drivers: 259	



3012 27



FRESNO CITY WATER DIVISION (CITY OF FRESNO dba) - Terminal

U.S. DOT #: 2808751

State #: 48695

Review Date:

02/23/2021

Part A

QUESTIONS regarding this report or rules may be addressed to the Office of Motor Carriers at:

5435 E. Olive Avenue
Fresno, Ca 93727
(559)453-3130

This TERMINAL REVIEW deals only with safety compliance at this terminal.

Person(s) Interviewed

Name: ADAM FRANK PETER 111

Title: MAINTENANCE

Name: SUMEET MALHI

Title: HR/RISK ANALYST



40F 27



FRESNO CITY WATER DIVISION (CITY OF FRESNO dba) - Terminal

U.S. DOT #: 2808751

State #: 48695

Review Date:

02/23/2021

Part B Violations

Safety Fitness Rating Information:

Total Miles Operated	4,000,000
Recordable Accidents	11

OOS Vehicle (CR):	3
Number of Vehicle Inspected (CR):	20
OOS Vehicle (MCMIS):	0
Number of Vehicles Inspected (MCMIS):	0

Your proposed safety rating is :

This Review is not Rated.



5 of 27



FRESNO CITY WATER DIVISION (CITY OF FRESNO dba) - Terminal

U.S. DOT #: 2808751

State #: 48695

Review Date:

02/23/2021

Part B Requirements and/or Recommendations

1. Questions related to this inspection may be directed to the Central Division Motor Carrier Safety Unit Supervisor at 559-453-3130
2. Ensure vehicle Out-of-Service conditions are properly repaired before being returned to highway service.



7012 27



FRESNO CITY WATER DIVISION (CITY OF FRESNO dba) - Terminal

U.S. DOT #: 2808751

State #: 48695

Review Date:

02/23/2021

Part C

Upload Authorized:	Yes	No
Authorized by:		Date:
Uploaded:	Yes	No
Verified by:		Failure Code:
		Date:



80627



California Highway Patrol
5435 E. Olive Ave.
Fresno, CA 93727
Phone: (559) 453-3130
Internationally Accredited Agency CHP407F/343A

Report Number: CAN9NX000228
Inspection Date: 02/16/2021
Start: 9:00 AM PS End: 9:45 AM PS
Inspection Level: V - Terminal
HM Inspection Type: None

CITY OF FRESNO
2101 G ST
FRESNO, CA, 937061620

Driver:
License#:
Date of Birth: State:

USDOT: 2808751 Phone#: (559)498-1397

CoDriver:
License#:
Date of Birth: State:

MC/MX#: Fax#:

License#:
Date of Birth: State:

State#: 48695

License#:
Date of Birth: State:

Location: 2223 G ST, FRERSNO

Milepost: Shipper: N/A

Highway:

Origin: N/A Bill of Lading: N/A

County: FRESNO

Destination: N/A Cargo: N/A

VEHICLE IDENTIFICATION

Unit	Type	Make	Year	State	Plate	Equipment ID	VIN	GVWR	CVSA Existing	CVSA #
1	BU	NWFL	2006	CA	1209156	0603	5FYC5FP086C029714	42540		

BRAKE ADJUSTMENTS

Axle #	1	2
Right	1 1/4	1 1/2
Left	1 1/4	1 1/2
Chamber	C-20	C-30

VIOLATIONS

Section	Type	Unit	OOS	Citation #	Verify	Crash	Violations Discovered
1232(a) T-13 CCR/001	S	1	N		N	N	Motor carrier fail to ensure general maintenance of vehicle--396.3A1--Specify: Fuel guaze is defective in the fuel fill compartment
1268(f)(2) T-13 CCR	S	1	N		N	N	Bus and FLV, emergency door latch required--392.2 bu emergency door release is in-operable

HazMat: No HM transported

Placard:

Cargo Tank:

Special Checks: No data for special checks

State Information:

Odometer: 299252; File Code Number: 524884; Fuel Type: CNG; Passenger Capacity: 40; WC Passenger Capacity: 42; Bus Type: 1; Beat/Sub Area: 08; Regulated Vehicle: Y; Pre-Cleared Vehicle: N; Veh #1 Type: 12

Pursuant to Section 24004 CVC, violations recorded on this SafetyNet Inspection Report must be corrected prior to redispach. Violations marked out of service must be corrected before the vehicle is operated on the highway. For your convenience, KEEP THIS REPORT OR A COPY IN THE VEHICLE UNTIL ALL VIOLATIONS ARE CLEARED. This document should NOT be forwarded to the court for clearance procedures. DO NOT RETURN THIS FORM TO THE CALIFORNIA HIGHWAY PATROL

Report Prepared By: ID/Badge #
K. SINGH A12525

Copy Received By:

X

X



90727



California Highway Patrol
5435 E. Olive Ave.
Fresno, CA 93727
Phone: (559) 453-3130
Internationally Accredited Agency CHP407F/343A

Report Number: CAN9NX000227
Inspection Date: 02/16/2021
Start: 8:15 AM PS End: 8:45 AM PS
Inspection Level: V - Terminal
HM Inspection Type: None

CITY OF FRESNO
2101 G ST
FRESNO, CA, 937061620
USDOT: 2808751
MC/MX#: 48695
State#: 48695
Location: 2223 G ST, FRERSNO
Highway:
County: FRESNO

Phone#: (559)498-1397
Fax#:

Driver:
License#:
Date of Birth:
CoDriver:
License#:
Date of Birth:
Milepost:
Origin:
Destination:
Shipper: N/A
Bill of Lading: N/A
Cargo:

VEHICLE IDENTIFICATION

Unit	Type	Make	Year	State	Plate	Equipment ID	VIN	GVWR	CVSA Existing	CVSA #
1	BU	GILG	2017	CA	1358053	1726	15GGD3115H3189484	41600		

BRAKE ADJUSTMENTS

Axle #	1	2
Right	N/A	N/A
Left	N/A	N/A
Chamber	DISC	DISC

VIOLATIONS

Section	Type	Unit	OOS	Citation #	Verify	Crash	Violations Discovered
1232(a) T-13 CCR/001	S	1	N		N	N	Motor carrier fail to ensure general maintenance of vehicle--396 3A1--Specify High pressure fue guaze is defective in the fuel fill compartment

HazMat: No HM transported

Placard:

Cargo Tank:

Special Checks: No data for special checks

State Information:

Odometer: 137073; File Code Number: 524884; Fuel Type: CNG; Passenger Capacity: 34; WC Passenger Capacity: 2; Bus Type: 1; Beat/Sub Area: 08; Regulated Vehicle: Y; Pre-Cleared Vehicle: N; Veh #1 Type: 12

Pursuant to Section 24004 CVC, violations recorded on this SafetyNet Inspection Report must be corrected prior to redispach. Violations marked out of service must be corrected before the vehicle is operated on the highway. For your convenience, KEEP THIS REPORT OR A COPY IN THE VEHICLE UNTIL ALL VIOLATIONS ARE CLEARED. This document should NOT be forwarded to the court for clearance procedures. DO NOT RETURN THIS FORM TO THE CALIFORNIA HIGHWAY PATROL.

Report Prepared By: ID/Badge #
K. SINGH A12525

Copy Received By:

X

X



100P 27



California Highway Patrol
5435 E. Olive Ave.
Fresno, CA 93727
Phone: (559) 453-3130
Internationally Accredited Agency CHP407F/343A

Report Number: CAN9NX000229
Inspection Date: 02/16/2021
Start: 9:45 AM PS End: 10:30 AM PS
Inspection Level: V - Terminal
HM Inspection Type: None

CITY OF FRESNO
2101 G ST
FRESNO, CA, 937061620
USDOT: 2808751 Phone#: (559)498-1397
MC/MX#: Fax#: CoDriver:
State#: 48695 License#: State:
Date of Birth:
Location: 2223 G ST. FRERSNO Milepost: Shipper: N/A
Highway: Origin: N/A Bill of Lading: N/A
County: FRESNO Destination: N/A Cargo: N/A

VEHICLE IDENTIFICATION

Unit	Type	Make	Year	State	Plate	Equipment ID	VIN	GVWR	CVSA Existing	CVSA #
1	BU	NWFL	2005	CA	1090245	0510	5FYC4FP035C028858	42540		

BRAKE ADJUSTMENTS

Axle #	1	2
Right	1 1/8	1 3/8
Left	1 1/8	1 3/8
Chamber	C-20	C-30

VIOLATIONS

Section	Type	Unit	OOS	Citation #	Verify	Crash	Violations Discovered
1232(a) T-13 CCR/001	S	1	N		N	N	Motor carrier fail to ensure general maintenance of vehicle--396 3A1--Specify fuel pressure guaze is defective in the fuel fill compartment

HazMat: No HM transported Placard: Cargo Tank:

Special Checks: No data for special checks

State Information:

Odometer: 252108; File Code Number: 524884; Fuel Type: CNG; Passenger Capacity: 40; WC Passenger Capacity: 2; Bus Type: 1; Beat/Sub Area: 08; Regulated Vehicle: Y; Pre-Cleared Vehicle: N; Veh #1 Type: 12

Pursuant to Section 24004 CVC, violations recorded on this SafetyNet Inspection Report must be corrected prior to redispach. Violations marked out of service must be corrected before the vehicle is operated on the highway. For your convenience, KEEP THIS REPORT OR A COPY IN THE VEHICLE UNTIL ALL VIOLATIONS ARE CLEARED. This document should NOT be forwarded to the court for clearance procedures. DO NOT RETURN THIS FORM TO THE CALIFORNIA HIGHWAY PATROL

Report Prepared By: ID/Badge #:
K SINGH A12525

Copy Received By:

X

X





California Highway Patrol
5435 E. Olive Ave.
Fresno, CA 93727
Phone: (559) 453-3130
Internationally Accredited Agency CHP407F/343A

Report Number: CAN9NX000230
Inspection Date: 02/16/2021
Start: 10:45 AM PS End: 11:30 AM PS
Inspection Level: V - Terminal
HM Inspection Type: None

CITY OF FRESNO
2101 G ST
FRESNO, CA, 937061620
USDOT: 2808751
MC/MX#: State#: 48695
Location: 2223 G ST, FRERSNO
Highway:
County: FRESNO

Phone#: (559)498-1397
Fax#:

Driver:
License#: State:
Date of Birth:
CoDriver:
License#: State:
Date of Birth:
Milepost: Shipper: N/A
Origin: N/A Bill of Lading: N/A
Destination: N/A Cargo: N/A

VEHICLE IDENTIFICATION

Unit	Type	Make	Year	State	Plate	Equipment ID	VIN	GVWR	CVSA Existing	CVSA #
1	BU	NWFL	2009	CA	1224284	0906	5FYC5FB069C036088	42540		

BRAKE ADJUSTMENTS

Axle #	1	2
Right	1 1/8	1 3/8
Left	1 1/8	1 3/8
Chamber	C-20	C-30

VIOLATIONS: No violations were discovered

HazMat: No HM transported

Placard:

Cargo Tank:

Special Checks: No data for special checks

State Information:

Odometer: 160254; File Code Number: 524884; Fuel Type: CNG; Passenger Capacity: 40; WC Passenger Capacity: 2; Bus Type: 1; Beat/Sub Area: 08; Regulated Vehicle: Y; Pre-Cleared Vehicle: N; Veh #1 Type: 12

Report Prepared By: ID/Badge #
K. SINGH A12525

Copy Received By:

X

X 



12 6P 27

DRIVER/VEHICLE EXAMINATION REPORT



California Highway Patrol
5435 E. Olive Ave.
Fresno, CA 93727
Phone: (559) 453-3130
Internationally Accredited Agency CHP407F/343A

Report Number: CAN9NX000223
Inspection Date: 02/04/2021
Start: 8:11 AM PS End: 9:00 AM PS
Inspection Level: V - Terminal
HM Inspection Type: None

CITY OF FRESNO
2101 G ST
FRESNO, CA, 937061620
USDOT: 2808751
MC/MX#: 48695
State#: 48695
Location: 2101 G ST FRESNO
Highway:
County: FRESNO

Phone#: (559)498-1397
Fax#:

Driver:
License#: State:
Date of Birth:
CoDriver:
License#: State:
Date of Birth:
Milepost: Shipper: N/A
Origin: N/A Bill of Lading: N/A
Destination: N/A Cargo: N/A

VEHICLE IDENTIFICATION

Unit	Type	Make	Year	State	Plate	Equipment ID	VIN	GVWR	CVSA Existing	CVSA #
1	BU	GILG	2012	CA	1317174	1109	15GGD2711C1180139	41600		

BRAKE ADJUSTMENTS

Axle #	1	2
Right	1 1/4	1 1/2
Left	1 1/4	1 1/2
Chamber	C-24	C-36

VIOLATIONS

Section	Type	Unit	OOS	Citation #	Verify	Crash	Violations Discovered
25300(a) CVC/002	S	1	N		N	N	Required red emergency warning devices are not maintained in good working order-- 393 95F--Specify Safety triangle are broken replaced

HazMat: No HM transported

Placard:

Cargo Tank:

Special Checks: No data for special checks

State Information:

Odometer: 198484; File Code Number: 98070; Fuel Type: CNG; Passenger Capacity: 34; WC Passenger Capacity: 2; Bus Type: 1; Beat/Sub Area: 08; Regulated Vehicle: Y; Pre-Cleared Vehicle: N; Veh #1 Type: 12

Pursuant to Section 24004 CVC, violations recorded on this SafetyNet Inspection Report must be corrected prior to redispach. Violations marked out of service must be corrected before the vehicle is operated on the highway. For your convenience, KEEP THIS REPORT OR A COPY IN THE VEHICLE UNTIL ALL VIOLATIONS ARE CLEARED. This document should NOT be forwarded to the court for clearance procedures. DO NOT RETURN THIS FORM TO THE CALIFORNIA HIGHWAY PATROL.

Report Prepared By: ID/Badge #:
K. SINGH A12525

Copy Received By:

X

X





California Highway Patrol
5435 E. Olive Ave.
Fresno, CA 93727
Phone: (559) 453-3130
Internationally Accredited Agency CHP407F/343A

Report Number: CAN9NX000224
Inspection Date: 02/04/2021
Start: 9:00 AM PS End: 9:45 AM PS
Inspection Level: V - Terminal
HM Inspection Type: None

CITY OF FRESNO
2101 G ST
FRESNO, CA, 937061620
USDOT: 2808751
MC/MX#:
State#: 48695
Location: 2101 G ST FRESNO
Highway:
County: FRESNO

Phone#: (559)498-1397
Fax#:

Driver:
License#:
Date of Birth:
CoDriver:
License#:
Date of Birth:
Milepost:
Origin: N/A
Destination: N/A
Shipper: N/A
Bill of Lading: N/A
Cargo: N/A

VEHICLE IDENTIFICATION

Unit	Type	Make	Year	State	Plate	Equipment ID	VIN	GVWR	CVSA Existing	CVSA #
1	BU	GILG	2014	CA	1287214	1404	15GGD2719E1185883	41600		

BRAKE ADJUSTMENTS

Axle #	1	2
Right	1 1/8	1 3/8
Left	1 1/8	1 3/8
Chamber	C-24	C-36

VIOLATIONS

Section	Type	Unit	OOS	Citation #	Verify	Crash	Violations Discovered
1239 T-13 CCR/243	S	1	Y		U	N	Pitman arm is loose on steering gear output (Sector) shaft OOS violation-- 393.209D--Specify: Pitman arm is loose on steering gear sector shaft

HazMat: No HM transported

Placard:

Cargo Tank:

Special Checks: No data for special checks

State Information:

Odometer: 288319; File Code Number: 98070; Fuel Type: CNG; Passenger Capacity: 34; WC Passenger Capacity: 2; Bus Type: 1; Beat/Sub Area: 08; Regulated Vehicle: Y; Pre-Cleared Vehicle: N; Veh #1 Type: 12

I hereby declare each vehicle with a Y in the OOS column of the violation section of this report to be OUT-OF-SERVICE. No person shall operate such vehicle until all OUT-OF-SERVICE defects have been repaired and the vehicle has been restored to safe operating condition.

Pursuant to Section 24004 CVC, violations recorded on this SafetyNet Inspection Report must be corrected prior to redispach. Violations marked out of service must be corrected before the vehicle is operated on the highway. For your convenience, KEEP THIS REPORT OR A COPY IN THE VEHICLE UNTIL ALL VIOLATIONS ARE CLEARED. This document should NOT be forwarded to the court for clearance procedures. DO NOT RETURN THIS FORM TO THE CALIFORNIA HIGHWAY PATROL

Report Prepared By: ID/Badge #:
K. SINGH A12525

Copy Received By:

X

X





California Highway Patrol
5435 E. Olive Ave.
Fresno, CA 93727
Phone: (559) 453-3130
Internationally Accredited Agency CHP407F/343A

Report Number: CAN9NX000225
Inspection Date: 02/04/2021
Start: 9:45 AM PS **End:** 10:30 AM PS
Inspection Level: V - Terminal
HM Inspection Type: None

CITY OF FRESNO
2101 G ST
FRESNO, CA, 937061620
USDOT: 2808751
MC/IX#:
State#: 48695
Location: 2101 G ST FRESNO
Highway:
County: FRESNO

Phone#: (559)498-1397
Fax#:

Driver:
License#: State:
Date of Birth:
CoDriver:
License#: State:
Date of Birth:

Milepost: Shipper: N/A
Origin: N/A
Destination: N/A

Bill of Lading: N/A
Cargo: N/A

VEHICLE IDENTIFICATION

Unit	Type	Make	Year	State	Plate	Equipment ID	VIN	GVWR	CVSA Existing	CVSA #
1	BU	GILG	2017	CA	1317299	1714	15GGD3116H1188517	41600		

BRAKE ADJUSTMENTS

Axle #	1	2
Right	N/A	N/A
Left	N/A	N/A
Chamber	DISC	DISC

VIOLATIONS

Section	Type	Unit	OOS	Citation #	Verify	Crash	Violations Discovered
25300(a) CVC/002	S	1	N		N	N	Required red emergency warning devices are not maintained in good working order-- 393.95F--Specify: Safety triangle are not maintained in good working condition

HazMat: No HM transported

Placard:

Cargo Tank:

Special Checks: No data for special checks

State Information:

Odometer: 145682; File Code Number: 98070; Fuel Type: CNG; Passenger Capacity: 34; WC Passenger Capacity: 2; Bus Type: 1; Beat/Sub Area: 08; Regulated Vehicle: Y; Pre-Cleared Vehicle: N; Veh #1 Type: 12

Pursuant to Section 24004 CVC, violations recorded on this SafetyNet Inspection Report must be corrected prior to redispach. Violations marked out of service must be corrected before the vehicle is operated on the highway. For your convenience, KEEP THIS REPORT OR A COPY IN THE VEHICLE UNTIL ALL VIOLATIONS ARE CLEARED. This document should NOT be forwarded to the court for clearance procedures. DO NOT RETURN THIS FORM TO THE CALIFORNIA HIGHWAY PATROL.

Report Prepared By: ID/Badge #:
K. SINGH A12525

Copy Received By:

X

X





California Highway Patrol
5435 E. Olive Ave.
Fresno, CA 93727
Phone: (559) 453-3130
Internationally Accredited Agency CHP407F/343A

Report Number: CAN9NX000226
Inspection Date: 02/04/2021
Start: 10:45 AM PS End: 11:34 AM PS
Inspection Level: V - Terminal
HM Inspection Type: None

CITY OF FRESNO
2101 G ST
FRESNO, CA, 937061620
USDOT: 2808751
MC/MX#: 48695
State#: 48695
Location: 2101 G ST FRESNO
Highway:
County: FRESNO

Phone#: (559)498-1397
Fax#:

Driver:
License#: State:
Date of Birth:
CoDriver:
License#: State:
Date of Birth:
Milepost: Shipper: N/A
Origin: N/A Bill of Lading: N/A
Destination: N/A Cargo: N/A

VEHICLE IDENTIFICATION

Unit	Type	Make	Year	State	Plate	Equipment ID	VIN	GVWR	CVSA Existing	CVSA #
1	BU	GILG	2017	CA	1287330	1712	15GGD3112H1188515	41600		

BRAKE ADJUSTMENTS

Axle #	1	2
Right	N/A	N/A
Left	N/A	N/A
Chamber	DISC	DISC

VIOLATIONS: No violations were discovered

HazMat: No HM transported

Placard:

Cargo Tank:

Special Checks: No data for special checks

State Information:

Odometer: 149081; File Code Number: 98070; Fuel Type: CNG; Passenger Capacity: 34; WC Passenger Capacity: 2;
Beat/Sub Area: 08; Regulated Vehicle: Y; Pre-Cleared Vehicle: N; Veh #1 Type: 12

Report Prepared By: ID/Badge #
K. SINGH A12525

Copy Received By:

X

X



160727

DRIVER/VEHICLE EXAMINATION REPORT



California Highway Patrol
5435 E. Olive Ave.
Fresno, CA 93727
Phone: (559) 453-3130
Internationally Accredited Agency CHP407F/343A

Report Number: CAN9NX000205
Inspection Date: 02/02/2021
Start: 10:30 AM PS End: 11:15 AM PS
Inspection Level: V - Terminal
HM Inspection Type: None

CITY OF FRESNO
2101 G ST
FRESNO, CA, 937061620
USDOT: 2808751 Phone#: (559)498-1397
MC/MX#: Fax#:
State#: 48695
Location: 2101 G ST FRESNO Milepost: Shipper: N/A
Highway: Origin: N/A Bill of Lading: N/A
County: FRESNO Destination: N/A Cargo: N/A

VEHICLE IDENTIFICATION

Table with columns: Unit, Type, Make, Year, State, Plate, Equipment ID, VIN, GVWR, CVSA Existing, CVSA #

BRAKE ADJUSTMENTS

Table with columns: Axle #, Right, Left, Chamber

VIOLATIONS

Table with columns: Section, Type, Unit, DQS, Citation #, Verify Crash, Violations Discovered

HazMat: No HM transported Placard: Cargo Tank:

Special Checks: No data for special checks

State Information:

Odometer: 202173; File Code Number: 98070; Fuel Type: CNG; Passenger Capacity: 34; WC Passenger Capacity: 2; Bus Type: 1; Beat/Sub Area: 08; Regulated Vehicle: Y; Pre-Cleared Vehicle: N; Veh #1 Type: 12

Pursuant to Section 24004 CVC, violations recorded on this SafetyNet Inspection Report must be corrected prior to redispach. Violations marked out of service must be corrected before the vehicle is operated on the highway. For your convenience, KEEP THIS REPORT OR A COPY IN THE VEHICLE UNTIL ALL VIOLATIONS ARE CLEARED. This document should NOT be forwarded to the court for clearance procedures. DO NOT RETURN THIS FORM TO THE CALIFORNIA HIGHWAY PATROL

Report Prepared By: ID/Badge #
K. SINGH A12525

Copy Received By

X

X

Handwritten signatures



170127



California Highway Patrol
5435 E. Olive Ave.
Fresno, CA 93727
Phone: (559) 453-3130
Internationally Accredited Agency CHP407F/343A

Report Number: CAN9NX000207
Inspection Date: 02/02/2021
Start: 2:00 PM PS End: 2:40 PM PS
Inspection Level: V - Terminal
HM Inspection Type: None

CITY OF FRESNO
2101 G ST
FRESNO, CA, 937061620
USDOT: 2808751 Phone#: (559)498-1397
MC/MX#: Fax#: CoDriver:
State#: 48695 License#: State:
Date of Birth:
Location: 2101 G ST FRESNO Milepost: Shipper: N/A
Highway: Origin: N/A Bill of Lading: N/A
County: FRESNO Destination: N/A Cargo: N/A

VEHICLE IDENTIFICATION

Unit	Type	Make	Year	State	Plate	Equipment ID	VIN	GVWR	CVSA Existing	CVSA #
1	BU	GILG	2017	CA	1287331	1710	15GGD3119H1188513	41600		

BRAKE ADJUSTMENTS

Axle #	1	2
Right	N/A	N/A
Left	N/A	N/A
Chamber	DISC	DISC

VIOLATIONS: No violations were discovered

HazMat: No HM transported Placard: Cargo Tank:

Special Checks: No data for special checks

State Information:

Odometer: 171390; File Code Number: 98070; Fuel Type: CNG; Beat/Sub Area: 08; Regulated Vehicle: Y; Pre-Cleared Vehicle: N; Veh #1 Type: 12

Report Prepared By: ID/Badge #
K. SINGH A12525

X

Copy Received By:
SNT

X



18 CP 27



California Highway Patrol
5435 E. Olive Ave.
Fresno, CA 93727
Phone: (559) 453-3130
Internationally Accredited Agency CHP407F/343A

Report Number: CAN9NX000208
Inspection Date: 02/02/2021
Start: 2:44 PM PS End: 3:44 PM PS
Inspection Level: V - Terminal
HM Inspection Type: None

CITY OF FRESNO
2101 G ST
FRESNO, CA, 937061620
USDOT: 2808751 Phone#: (559)498-1397
MC/MX#: Fax#:
State#: 48695
Location: 2101 G ST FRESNO Milepost: Shipper: N/A
Highway: Origin: N/A Bill of Lading: N/A
County: FRESNO Destination: N/A Cargo: N/A

VEHICLE IDENTIFICATION

Unit	Type	Make	Year	State	Plate	Equipment ID	VIN	GWR	CVSA Existing	CVSA #
1	BU	GILG	2016	CA	1317291	1609	15GGD2719G1188544	41600		

BRAKE ADJUSTMENTS

Axle #	1	2
Right	N/A	N/A
Left	N/A	N/A
Chamber	DISC	DISC

VIOLATIONS

Section	Type	Unit	OOS	Citation #	Verify	Crash	Violations Discovered
1232(c) T-13 CCR/002	S	1	N		N	N	Excessive oil and grease on chassis--396 5B--Specify excessive oil in the engine starter area

HazMat: No HM transported Placard: Cargo Tank:

Special Checks: No data for special checks

State Information:

Odometer: 163445; File Code Number: 98070; Fuel Type: CNG; Passenger Capacity: 34; WC Passenger Capacity: 2; Bus Type: 1; Beat/Sub Area: 08; Regulated Vehicle: Y; Pre-Cleared Vehicle: N; Veh #1 Type: 12

Pursuant to Section 24004 CVC, violations recorded on this SafetyNet Inspection Report must be corrected prior to redispach. Violations marked out of service must be corrected before the vehicle is operated on the highway. For your convenience, KEEP THIS REPORT OR A COPY IN THE VEHICLE UNTIL ALL VIOLATIONS ARE CLEARED. This document should NOT be forwarded to the court for clearance procedures. DO NOT RETURN THIS FORM TO THE CALIFORNIA HIGHWAY PATROL.

Report Prepared By: ID/Badge #
K. SINGH A12525

Copy Received By:

X

X





California Highway Patrol
5435 E. Olive Ave.
Fresno, CA 93727
Phone: (559) 453-3130
Internationally Accredited Agency CHP407F/343A

Report Number: CAN9NX000209
Inspection Date: 02/03/2021
Start: 8:00 AM PS **End:** 9:00 AM PS
Inspection Level: V - Terminal
HM Inspection Type: None

CITY OF FRESNO
2101 G ST
FRESNO, CA, 937061620
USDOT: 2808751

Phone#: (559)498-1397
Fax#:

Driver:
License#:
Date of Birth:
CoDriver:
License#:
Date of Birth:

State:
State:

State#: 48695
Location: 2101 G ST FRESNO
Highway:
County: FRESNO

Milepost:
Origin:
Destination:

Shipper: N/A

Bill of Lading: N/A
Cargo:

VEHICLE IDENTIFICATION

Unit	Type	Make	Year	State	Plate	Equipment ID	VIN	GVWR	CVSA Existing	CVSA #
1	BU	NWFL	2009	CA	1224281	0903	5FYC5FB009C036085	42540		

BRAKE ADJUSTMENTS

Axle #	1	2
Right	1 1/4	1 1/2
Left	1 1/4	1 1/2
Chamber	C-20	C-30

VIOLATIONS: No violations were discovered

HazMat: No HM transported

Placard:

Cargo Tank:

Special Checks: No data for special checks

State Information:

Odometer: 133654; File Code Number: 98070; Fuel Type: CNG; Passenger Capacity: 40; WC Passenger Capacity: 2; Bus Type: 1; Beat/Sub Area: 08; Regulated Vehicle: Y; Pre-Cleared Vehicle: N; Veh #1 Type: 12

Report Prepared By: K. SINGH
ID/Badge #: A12525

Copy Received By:

X

X

[Handwritten signatures]





California Highway Patrol
5435 E. Olive Ave.
Fresno, CA 93727
Phone: (559) 453-3130
Internationally Accredited Agency CHP407F/343A

Report Number: CAN9NX000211
Inspection Date: 02/03/2021
Start: 10:08 AM PS End: 11:08 AM PS
Inspection Level: V - Terminal
HM Inspection Type: None

CITY OF FRESNO
2101 G ST
FRESNO, CA, 937061620
USDOT: 2808751
MC/MX#:
State#: 48695
Location: 2101 G ST FRESNO
Highway:
County: FRESNO

Phone#: (559)498-1397
Fax#:

Driver:
License#:
Date of Birth:
CoDriver:
License#:
Date of Birth:
State:
State:

Milepost:
Origin: N/A
Destination: N/A
Shipper: N/A

Bill of Lading: N/A
Cargo: N/A

VEHICLE IDENTIFICATION

Unit	Type	Make	Year	State	Plate	Equipment ID	VIN	GVWR	CVSA Existing	CVSA #
1	BU	GILG	2011	CA	1317164	1101	15GGD2719B1180131	41600		

BRAKE ADJUSTMENTS

Axle #	1	2
Right	1 1/4	1 1/2
Left	1 1/4	1 1/2
Chamber	C-20	C-36

VIOLATIONS

Section	Type	Unit	OOS	Citation #	Verify	Crash	Violations Discovered
25300(a) CVC/001	S	1	N		N	N	Vehicle 80 inches or more wide is not equipped with three red emergency roadside reflectors--393 95F red triangles are missing (empty box is in the bus)
1239 T-13 CCR/243	S	1	Y		U	N	Pitman arm is loose on steering gear output (Sector) shaft OOS violation--393.209D--Specify: Pitman arm is loose on steering gear sector shaft

HazMat: No HM transported

Placard:

Cargo Tank:

Special Checks: No data for special checks

State Information:

Odometer: 285110; File Code Number: 98070; Passenger Capacity: 37; WC Passenger Capacity: 2; Bus Type: 1; Beat/Sub Area: 08; Regulated Vehicle: Y; Pre-Cleared Vehicle: N; Veh #1 Type: 12

I hereby declare each vehicle with a Y in the OOS column of the violation section of this report to be OUT-OF-SERVICE. No person shall operate such vehicle until all OUT-OF-SERVICE defects have been repaired and the vehicle has been restored to safe operating condition.

Pursuant to Section 24004 CVC, violations recorded on this SafetyNet Inspection Report must be corrected prior to redispach. Violations marked out of service must be corrected before the vehicle is operated on the highway. For your convenience, KEEP THIS REPORT OR A COPY IN THE VEHICLE UNTIL ALL VIOLATIONS ARE CLEARED. This document should NOT be forwarded to the court for clearance procedures. DO NOT RETURN THIS FORM TO THE CALIFORNIA HIGHWAY PATROL.

Report Prepared By: ID/Badge #
K. SINGH A12525

Copy Received By:

X

X





California Highway Patrol
 5435 E. Olive Ave.
 Fresno, CA 93727
 Phone: (559) 453-3130
 Internationally Accredited Agency CHP407F/343A

Report Number: CAN9NX000210
Inspection Date: 02/03/2021
Start: 9:01 AM PS **End:** 10:01 PM PS
Inspection Level: V - Terminal
HM Inspection Type: None

CITY OF FRESNO 2101 G ST FRESNO, CA, 937061620 USDOT: 2808751 MC/MX#: 48695 State#: 48695 Location: 2101 G ST FRESNO Highway: County: FRESNO	Phone#: (559)498-1397 Fax#:	Driver: License#: Date of Birth: CoDriver: License#: Date of Birth:	State: State:
Milepost: Origin: N/A Destination: N/A	Shipper: N/A	Bill of Lading: N/A Cargo: N/A	

VEHICLE IDENTIFICATION

Unit	Type	Make	Year	State	Plate	Equipment ID	VIN	GVWR	CVSA Existing	CVSA #
1	BU	NWFL	2009	CA	1224287	0909	5FYC5FB069C036091	42540		

BRAKE ADJUSTMENTS

Axle #	1	2
Right	1 1/4	1 1/2
Left	1 1/4	1 1/2
Chamber	C-20	C-30

VIOLATIONS

Section	Type	Unit	OOS	Citation #	VerifyCrash	Violations Discovered
24252(a) CVC/005	S	1	N		N N	License plate lamp inoperative--393 9: license plate lamp is not working

HazMat: No HM transported **Placard:** **Cargo Tank:**

Special Checks: No data for special checks

State Information:

Odometer: 504632; File Code Number: 98070; Fuel Type: CNG; Passenger Capacity: 40; WC Passenger Capacity: 2; Bus Type: 1; Beat/Sub Area: 08; Regulated Vehicle: Y; Pre-Cleared Vehicle: N; Veh #1 Type: 12

Pursuant to Section 24004 CVC, violations recorded on this SafetyNet Inspection Report must be corrected prior to redispach. Violations marked out of service must be corrected before the vehicle is operated on the highway. For your convenience, KEEP THIS REPORT OR A COPY IN THE VEHICLE UNTIL ALL VIOLATIONS ARE CLEARED. This document should NOT be forwarded to the court for clearance procedures. DO NOT RETURN THIS FORM TO THE CALIFORNIA HIGHWAY PATROL

Report Prepared By: ID/Badge #:
 K. SINGH A12525

Copy Received By:

X

X





California Highway Patrol
5435 E. Olive Ave.
Fresno, CA 93727
Phone: (559) 453-3130
Internationally Accredited Agency CHP407F/343A

Report Number: CAN9NX000212
Inspection Date: 02/03/2021
Start: 11:08 AM PS End: 12:15 PM PS
Inspection Level: V - Terminal
HM Inspection Type: None

CITY OF FRESNO
2101 G ST
FRESNO, CA, 937061620

USDOT: 2808751 Phone#: (559)498-1397
MC/MX#: Fax#:
State#: 48695

Location: 2101 G ST FRESNO
Highway:
County: FRESNO

Driver:
License#: State:
Date of Birth:
CoDriver:
License#: State:
Date of Birth:

Milepost: Shipper: N/A
Origin: N/A
Destination: N/A

Bill of Lading: N/A
Cargo: N/A

VEHICLE IDENTIFICATION

Unit	Type	Make	Year	State	Plate	Equipment ID	VIN	GVWR	CVSA Existing	CVSA #
1	BU	GILG	2012	CA	1317165	1102	15GGD2719C1180132	41600		

BRAKE ADJUSTMENTS

Axle #	1	2
Right	1 1/8	1 3/8
Left	1 1/8	1 3/8
Chamber	C-24	C-36

VIOLATIONS: No violations were discovered

HazMat: No HM transported

Placard:

Cargo Tank:

Special Checks: No data for special checks

State Information:

Odometer: 469715; File Code Number: 98070; Fuel Type: CNG; Passenger Capacity: 37; WC Passenger Capacity: 2; Bus Type: 1; Beat/Sub Area: 08; Regulated Vehicle: Y; Pre-Cleared Vehicle: N; Veh #1 Type: 12

Report Prepared By: ID/Badge #:
K. SINGH A12525

Copy Received By:

X

X



28 012 22

DRIVER/VEHICLE EXAMINATION REPORT



California Highway Patrol
5435 E. Olive Ave.
Fresno, CA 93727
Phone: (559) 453-3130
Internationally Accredited Agency CHP407F/343A

Report Number: CAN9NX000213
Inspection Date: 02/03/2021
Start: 1:00 PM PS End: 2:00 PM PS
Inspection Level: V - Terminal
HM Inspection Type: None

CITY OF FRESNO
2101 G ST
FRESNO, CA, 937061620
USDOT: 2808751 Phone#: (559)498-1397
MC/MX#: Fax#:
State#: 48695
Location: 2101 G ST FRESNO Milepost: Shipper: N/A
Highway: Origin: N/A Bill of Lading: N/A
County: FRESNO Destination: N/A Cargo: N/A

VEHICLE IDENTIFICATION

Table with columns: Unit, Type, Make, Year, State, Plate, Equipment ID, VIN, GVWR, CVSA Existing, CVSA #

BRAKE ADJUSTMENTS

Table with columns: Axle #, Right, Left, Chamber

VIOLATIONS

Table with columns: Section, Type, Unit, OOS, Citation #, Verify Crash, Violations Discovered

HazMat: No HM transported

Placard:

Cargo Tank:

Special Checks: No data for special checks

State Information:

Odometer: 57688; File Code Number: 98070; Fuel Type: CNG; Passenger Capacity: 23; WC Passenger Capacity: 2; Bus Type: 1; Beat/Sub Area: 08; Regulated Vehicle: Y; Pre-Cleared Vehicle: N; Veh #1 Type: 12

I hereby declare each vehicle with a Y in the OOS column of the violation section of this report to be OUT-OF-SERVICE. No person shall operate such vehicle until all OUT-OF-SERVICE defects have been repaired and the vehicle has been restored to safe operating condition.

Pursuant to Section 24004 CVC, violations recorded on this SafetyNet Inspection Report must be corrected prior to redispach. Violations marked out of service must be corrected before the vehicle is operated on the highway. For your convenience, KEEP THIS REPORT OR A COPY IN THE VEHICLE UNTIL ALL VIOLATIONS ARE CLEARED. This document should NOT be forwarded to the court for clearance procedures. DO NOT RETURN THIS FORM TO THE CALIFORNIA HIGHWAY PATROL.

Report Prepared By: ID/Badge #:
K. SINGH A12525

Copy Received By:

X

X

Handwritten signature



26023



California Highway Patrol
5435 E. Olive Ave.
Fresno, CA 93727
Phone: (559) 453-3130
Internationally Accredited Agency CHP407F/343A

Report Number: CAN9NX000214
Inspection Date: 02/03/2021
Start: 2:00 PM PS End: 2:45 PM PS
Inspection Level: V - Terminal
HM Inspection Type: None

CITY OF FRESNO
2101 G ST
FRESNO, CA, 937061620

Driver:
License#: State:
Date of Birth:
CoDriver:
License#: State:
Date of Birth:

USDOT: 2808751 Phone#: (559)498-1397
MC/MX#: Fax#:

State#: 48695
Location: 2101 G ST FRESNO
Highway:
County: FRESNO

Milepost: Shipper: N/A
Origin: N/A
Destination: N/A

Bill of Lading: N/A
Cargo: N/A

VEHICLE IDENTIFICATION

Unit	Type	Make	Year	State	Plate	Equipment ID	VIN	GVWR	CVSA Existing	CVSA #
1	BU	GILG	2014	CA	1287220	1410	15GGD271XE1185889	41600		

BRAKE ADJUSTMENTS

Axle #	1	2
Right	1 1/8	1 3/8
Left	1 1/8	1 3/8
Chamber	C-24	C-36

VIOLATIONS: No violations were discovered

HazMat: No HM transported

Placard:

Cargo Tank:

Special Checks: No data for special checks

State Information:

Odometer: 321569; File Code Number: 98070; Fuel Type: CNG; Passenger Capacity: 37; WC Passenger Capacity: 2; Bus Type: 1; Beat/Sub Area: 08; Regulated Vehicle: Y; Pre-Cleared Vehicle: N; Veh #1 Type: 12

Report Prepared By: ID/Badge #
K. SINGH A12525

Copy Received By:

X

X



250127



California Highway Patrol
5435 E. Olive Ave.
Fresno, CA 93727
Phone: (559) 453-3130
Internationally Accredited Agency CHP407F/343A

Report Number: CAN9NX000215
Inspection Date: 02/03/2021
Start: 2:45 PM PS End: 3:30 PM PS
Inspection Level: V - Terminal
HM Inspection Type: None

CITY OF FRESNO
2101 G ST
FRESNO, CA, 937061620
USDOT: 2808751 Phone#: (559)498-1397
MC/MX#: Fax#:
State#: 48695
Location: 2101 G ST FRESNO Milepost: Shipper: N/A
Highway: Origin: N/A Bill of Lading: N/A
County: FRESNO Destination: N/A Cargo: N/A

VEHICLE IDENTIFICATION

Unit	Type	Make	Year	State	Plate	Equipment ID	VIN	GVWR	CVSA Existing	CVSA #
1	BU	GILG	2016	CA	1317292	1610	15GGD2710G1188545	41600		

BRAKE ADJUSTMENTS

Axle #	1	2
Right	N/A	N/A
Left	N/A	N/A
Chamber	DISC	DISC

VIOLATIONS: No violations were discovered

HazMat: No HM transported

Placard:

Cargo Tank:

Special Checks: No data for special checks

State Information:

Odometer: 221442; File Code Number: 98070; Fuel Type: CNG; Passenger Capacity: 34; WC Passenger Capacity: 2;
Beat/Sub Area: 08; Regulated Vehicle: Y; Pre-Cleared Vehicle: N; Veh #1 Type: 12

Report Prepared By: ID/Badge #:
K. SINGH A12525

Copy Received By:

X

X



26 FEB 27



California Highway Patrol
5435 E. Olive Ave.
Fresno, CA 93727
Phone: (559) 453-3130
Internationally Accredited Agency CHP407F/343A

Report Number: CAN9NX000203
Inspection Date: 02/02/2021
Start: 9:00 AM PS End: 9:45 AM PS
Inspection Level: V - Terminal
HM Inspection Type: None

CITY OF FRESNO
2101 G ST
FRESNO, CA, 937061620
USDOT: 2808751
MC/MX#:
State#: 48695
Location: 2101 G ST FRESNO
Highway:
County: FRESNO

Phone#: (559)498-1397
Fax#:

Driver:
License#:
Date of Birth:
CoDriver:
License#:
Date of Birth:
State:
State:

Milepost:
Origin:
Destination:
Shipper: N/A

Bill of Lading: N/A
Cargo:

VEHICLE IDENTIFICATION

Unit	Type	Make	Year	State	Plate	Equipment ID	VIN	GVWR	CVSA Existing	CVSA #
1	BU	GILG	2020	CA		2001	15GGD311XL3194740	41600		

BRAKE ADJUSTMENTS

Axle #	1	2
Right	N/A	N/A
Left	N/A	N/A
Chamber	DISC	DISC

VIOLATIONS: No violations were discovered

HazMat: No HM transported

Placard:

Cargo Tank:

Special Checks: No data for special checks

State Information:

Odometer: 17142; File Code Number: 98070; Fuel Type: CNG; Passenger Capacity: 34; WC Passenger Capacity: 2; Bus Type: 1; Beat/Sub Area: 08; Regulated Vehicle: Y; Pre-Cleared Vehicle: N; Veh #1 Type: 11

Report Prepared By:

K. SINGH

ID/Badge #:

A12525

Copy Received By:

X

X



27 of 27



California Highway Patrol
5435 E. Olive Ave.
Fresno, CA 93727
Phone: (559) 453-3130
Internationally Accredited Agency CHP407F/343A

Report Number: CAN9NX000204
Inspection Date: 02/02/2021
Start: 9:45 AM PS End: 10:30 AM PS
Inspection Level: V - Terminal
HM Inspection Type: None

CITY OF FRESNO
2101 G ST
FRESNO, CA, 937061620

Driver:
License#: State:
Date of Birth:

USDOT: 2808751 Phone#: (559)498-1397
MC/MX#: Fax#:

CoDriver:
License#: State:
Date of Birth:

State#: 48695
Location: 2101 G ST FRESNO

Milepost: Shipper: N/A

Highway:

Origin: N/A

Bill of Lading: N/A

County: FRESNO

Destination: N/A

Cargo: N/A

VEHICLE IDENTIFICATION

Unit	Type	Make	Year	State	Plate	Equipment ID	VIN	GWR	CVSA Existing	CVSA #
1	BU	GILG	2014	CA	1287218	2014	15GGD2718E1185888	41600		

BRAKE ADJUSTMENTS

Axle #	1	2
Right	1 1/4	1 1/2
Left	1 1/4	1 1/2
Chamber	L-24	L-30

VIOLATIONS

Section	Type	Unit	OOS	Citation #	Verify	Crash	Violations Discovered
25300(a) CVC/001	S	1	N		N	N	Vehicle 80 inches or more wide is not equipped with three red emergency roadside reflectors--393 95F MISSING RED TRIANGLE (BOX EMPTY).....REPLACED

HazMat: No HM transported

Placard:

Cargo Tank:

Special Checks: No data for special checks

State Information:

Odometer: 318891; File Code Number: 798070; Fuel Type: CNG; Passenger Capacity: 37; WC Passenger Capacity: 2; Bus Type: 1; Beat/Sub Area: 08; Regulated Vehicle: Y; Pre-Cleared Vehicle: N; Veh #1 Type: 12

Pursuant to Section 24004 CVC, violations recorded on this SafetyNet Inspection Report must be corrected prior to redispach. Violations marked out of service must be corrected before the vehicle is operated on the highway. For your convenience, KEEP THIS REPORT OR A COPY IN THE VEHICLE UNTIL ALL VIOLATIONS ARE CLEARED. This document should NOT be forwarded to the court for clearance procedures. DO NOT RETURN THIS FORM TO THE CALIFORNIA HIGHWAY PATROL.

Report Prepared By: ID/Badge #
K. SINGH A12525

Copy Received By:

X

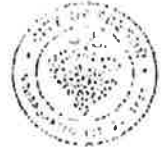
X





*Department of Transportation / FAX
Fresno City Council Authorizing Resolution*





RESOLUTION NO. 2013-2

A RESOLUTION OF THE COUNCIL OF THE CITY OF FRESNO, CALIFORNIA, AUTHORIZING THE ANNUAL FILING OF APPLICATIONS FOR STATE TRANSPORTATION DEVELOPMENT ACT (TDA) FUNDING, INCLUDING LOCAL TRANSPORTATION FUND (LTF) AND STATE TRANSIT ASSISTANCE (STA) FUNDS BY THE DIRECTOR OF TRANSPORTATION OR HIS DESIGNEE

WHEREAS, the State Transportation Development Act (TDA), as amended (Division 10, Part 11, Chapter 4 of the Public Utilities Code Sections 99200 et. Seq.) provides for the allocation of funds from the Local Transportation Fund (LTF) and State Transit Assistance (STA) for use by eligible claimants for the funding of transit, pedestrian and transportation activities; and

WHEREAS, Article 3 of the TDA authorizes the submission of claims to the regional transportation planning agency; and

WHEREAS funds for local and regional transit, pedestrian and transportation activities are allocated annually by the Fresno Council of Governments (Fresno COG); and

WHEREAS, the Fresno COG, as the regional transportation planning agency for Fresno County, requires annual submission of requests for the allocation of TDA funding; and

WHEREAS, the City of Fresno desires to apply for funds made available through the TDA to fund transit, pedestrian and public transportation activities.


NOW, THEREFORE, BE IT RESOLVED BY the Council of the City of Fresno as follows:

1. The City approves the annual application for TDA funding for projects, activities and participation therein, consistent with constitutional and local law requirements and this resolution.
2. The City certifies that the City has reviewed, understands and, to the extent consistent with all constitutional and local law requirements and this resolution, agrees to the provisions contained in the funding guidelines, and related documents.
3. The City of Fresno is a public entity established under the laws of the State of California, and is eligible to request an allocation of TDA funds pursuant to Chapter 4, Part 11, Division 10 of the Public Utilities Code.

Date Adopted: 01/17/2013
Date Approved: 01/17/2013
Effective Date: 01/17/2013

1 of 2

Resolution re Annual Authorization
and Execution of Documents to
Transit Development Act Funds
Resolution No. 2013-2



4. That the City Manager and/or the Director of Transportation, and each of them, is authorized to annually prepare and execute for and on behalf of the City of Fresno, all documents including but not limited to applications, agreements, amendments and assurances necessary for the purpose of obtaining TDA funds provided by the Fresno COG subject to prior approval as to form by the City Attorney's Office.

CLERK'S CERTIFICATION

STATE OF CALIFORNIA)
 COUNTY OF FRESNO) ss.
 CITY OF FRESNO)

I, YVONNE SPENCE, City Clerk of the City of Fresno, certify that the foregoing resolution was adopted by the Council of the City of Fresno, at a regular meeting held on the 17th day of January 2013.

AYES: Baines, Brand, Brandau, Caprioglio, Olivier, Quintero, Xiong
 NOES: None
 ABSTAIN: None
 ABSENT: None

Mayor Approval: _____ N/A, 2013
 Mayor Approval / No Return: _____ N/A, 2013
 Mayor Veto: _____ N/A, 2013
 Council Override Vote: _____ N/A, 2013

YVONNE SPENCE, CMC
 City Clerk

By *Yvonne Spence*
 Deputy

APPROVED AS TO FORM:
 Francine M. Kanne
 Interim City Attorney

By *[Signature]* *1/24/13*
 Robert C. Abrams Date
 Deputy