

**City of Clovis  
Budget Worksheet by Department**

Ledger: GL

Section:	Object Type:	SpecObj	Prior Year Actual FY 2021 Ver (PY)	Adjusted Budget FY 2022 Ver (WB)	Actuals Through 6-30-22 Ver (AD)	Encumb Balance To Date	Estimate to Close FY 2022 Ver (EC)	Department Requested FY 2023 Ver (DR)	EC to DR Percent Change
Section: 00515	TRANSIT FUND								
	Object Type: Revenue Accounts								
	SpecObj								
	44011	INTEREST INCOME-GVMTL FUNDS	-89.13	0.00	0.00	0.00	0.00	0.00	0.00%
	44015	INTEREST INCOME-PROPRIETARY	17,213.46	13,000.00	42,796.81	0.00	14,000.00	8,000.00	-42.85%
	44099	GASB31 PROPRIETARY FUNDS	-12,628.91	0.00	-121,504.88	0.00	0.00	0.00	0.00%
	Object Type: Expenditure Accounts								
	SpecObj								
	62015	COMPENSATED FUTURE ABSENCES	29,752.00	0.00	23,154.00	0.00	0.00	0.00	0.00%
	66758	PENSION EXPENSE	285,144.00	0.00	-435,654.00	0.00	0.00	0.00	0.00%
	68760	PROPRIETARY CONTRA ASSET	-192,932.00	0.00	0.00	0.00	0.00	0.00	0.00%
	68950	DEPRECIATION-ROLLING STOCK	320,955.00	0.00	0.00	0.00	0.00	0.00	0.00%
	68951	DEPRECIATION EQUIPMENT	86,180.00	0.00	0.00	0.00	0.00	0.00	0.00%
		<b>Total Revenue for 00515:</b>	<b>4,495.42</b>	<b>13,000.00</b>	<b>-78,708.07</b>	<b>0.00</b>	<b>14,000.00</b>	<b>8,000.00</b>	<b>-42.85%</b>
		<b>Total Expenditures for 00515:</b>	<b>529,099.00</b>	<b>0.00</b>	<b>-412,500.00</b>	<b>0.00</b>	<b>0.00</b>	<b>0.00</b>	<b>0.00%</b>
		<b>Expense Less Revenue Total:</b>	<b>524,603.58</b>	<b>-13,000.00</b>	<b>-333,791.93</b>	<b>0.00</b>	<b>-14,000.00</b>	<b>-8,000.00</b>	<b>-42.85%</b>
Section: 34700	TRANSIT-ROUND UP-CTSA								
	Object Type: Revenue Accounts								
	SpecObj								
	45031	1/2 % SALES TAX-MEAS C	491,000.00	501,000.00	501,000.00	0.00	501,000.00	520,000.00	3.79%
	45061	LTF-ARTICLE 4 TRANSIT	2,519,695.00	2,078,000.00	2,477,628.00	0.00	2,310,300.00	2,540,000.00	9.94%
	45062	LTF-ART 4.5-SPEC TRANSIT	235,394.00	259,000.00	258,434.00	0.00	259,000.00	259,000.00	0.00%
	45066	STATE TRANSIT ASSISTANCE (STA)	0.00	504,620.00	0.00	0.00	488,000.00	905,000.00	85.45%
	46502	ROUND UP FARES	-44,148.39	0.00	-39.25	0.00	0.00	0.00	0.00%
	47902	MISCELLANEOUS RECEIPTS	10.58	0.00	43.80	0.00	0.00	0.00	0.00%
	Object Type: Expenditure Accounts								
	SpecObj								

## City of Clovis Budget Worksheet by Department

Ledger: GL

	Prior Year Actual FY 2021	Adjusted Budget FY 2022	Actuals Through 6-30-22	Encumb Balance To Date	Estimate to Close FY 2022	Department Requested		EC to DR Percent Change
						Ver (PY)	Ver (WB)	
61000	842,512.29	914,500.00	865,749.95	0.00	894,500.00	959,300.00	959,300.00	7.24%
61200	6,701.25	15,000.00	14,191.31	0.00	13,000.00	19,000.00	19,000.00	46.15%
61207	7,664.80	9,000.00	7,644.19	0.00	7,200.00	11,500.00	11,500.00	59.72%
61216	2,840.03	9,000.00	8,764.74	0.00	2,600.00	11,500.00	11,500.00	342.30%
61300	497,426.15	600,000.00	582,330.47	0.00	550,000.00	747,500.00	747,500.00	35.90%
62001	167,175.20	193,000.00	188,123.97	0.00	193,800.00	193,800.00	193,800.00	0.00%
62004	15,598.96	17,900.00	17,110.81	0.00	16,700.00	17,400.00	17,400.00	4.19%
62005	64,198.66	58,000.00	57,013.71	0.00	58,100.00	39,400.00	39,400.00	-32.18%
62006	102,440.26	121,900.00	103,665.10	0.00	103,900.00	103,900.00	103,900.00	0.00%
62007	14,261.47	13,900.00	14,402.20	0.00	14,000.00	14,500.00	14,500.00	3.57%
62010	13,281.93	15,000.00	11,114.91	0.00	11,200.00	19,000.00	19,000.00	69.64%
62011	99,611.44	135,300.00	122,049.09	0.00	124,000.00	140,700.00	140,700.00	13.46%
62012	3,400.00	3,400.00	3,400.00	0.00	3,400.00	3,400.00	3,400.00	0.00%
62013	54,296.14	65,700.00	52,800.26	0.00	49,700.00	58,800.00	58,800.00	18.30%
62014	40,038.00	41,500.00	40,132.50	0.00	40,600.00	41,500.00	41,500.00	2.21%
63004	10,871.01	12,900.00	12,891.12	0.00	12,900.00	12,900.00	12,900.00	0.00%
63009	78,300.00	86,200.00	86,200.00	0.00	86,200.00	90,600.00	90,600.00	5.10%
63010	366,839.06	457,500.00	476,691.86	0.00	439,900.00	481,800.00	481,800.00	9.52%
63205	48,860.35	60,000.00	52,584.15	0.00	60,000.00	60,000.00	60,000.00	0.00%
63304	12,700.65	14,000.00	13,624.83	0.00	14,000.00	16,000.00	16,000.00	14.28%
63305	2,795.12	0.00	0.00	0.00	0.00	0.00	0.00	0.00%
63315	37,818.65	75,000.00	47,228.04	330.55	60,000.00	75,000.00	75,000.00	25.00%
63350	0.00	5,000.00	0.00	0.00	5,000.00	5,000.00	5,000.00	0.00%
63390	0.00	0.00	156.25	0.00	0.00	0.00	0.00	0.00%
64107	0.00	0.00	0.05	0.00	0.00	0.00	0.00	0.00%
64231	18,207.81	10,000.00	12,312.81	0.00	12,800.00	12,800.00	12,800.00	0.00%
65001	807.50	7,000.00	5,750.95	0.00	7,000.00	9,000.00	9,000.00	28.57%
65102	2,501.55	3,000.00	1,719.00	2,017.50	3,000.00	3,500.00	3,500.00	16.66%
65201	535.00	600.00	905.00	0.00	1,000.00	1,000.00	1,000.00	0.00%
66001	95,000.00	104,000.00	104,000.00	0.00	104,000.00	107,000.00	107,000.00	2.88%

# City of Clovis

## Budget Worksheet by Department

Ledger: GL

	Prior Year Actual	Adjusted Budget		Actuals Through 6-30-22	Encumb Balance To Date	Estimate to Close		Department Requested		EC to DR Percent Change
		FY 2021 Ver (PY)	FY 2022 Ver (WB)			FY 2022 Ver (AD)	FY 2022 Ver (EC)	FY 2023 Ver (DR)		
66003 GENERAL SERVICE CHARGES	413,400.00	492,200.00	492,200.00	492,200.00	0.00	492,200.00	443,400.00	443,400.00	-9.91%	
66005 PROPERTY & LIABILITY INS CHGS	53,100.00	78,700.00	78,700.00	78,700.00	0.00	78,700.00	108,600.00	108,600.00	37.99%	
68151 STA CAPITAL OUTLAY	156,473.17	0.00	0.00	0.00	0.00	0.00	0.00	0.00	0.00%	
68208 DEPT HW/SW SYSTEMS	0.00	50,620.00	0.00	0.00	0.00	0.00	0.00	0.00	0.00%	
68725 TRANSIT BUSES/VANS	0.00	321,866.00	106,809.61	106,809.61	216,768.72	0.00	322,000.00	322,000.00	0.00%	
<b>Total Revenue for 34700:</b>	<b>3,201,951.19</b>	<b>3,342,620.00</b>	<b>3,237,066.55</b>	<b>3,237,066.55</b>	<b>0.00</b>	<b>3,558,300.00</b>	<b>4,224,000.00</b>	<b>4,224,000.00</b>	<b>18.70%</b>	
<b>Total Expenditures for 34700:</b>	<b>3,229,656.45</b>	<b>3,991,686.00</b>	<b>3,580,266.88</b>	<b>3,580,266.88</b>	<b>219,116.77</b>	<b>3,459,400.00</b>	<b>4,129,800.00</b>	<b>4,129,800.00</b>	<b>19.37%</b>	
<b>Expense Less Revenue Total:</b>	<b>27,705.26</b>	<b>649,066.00</b>	<b>343,200.33</b>	<b>343,200.33</b>	<b>219,116.77</b>	<b>-98,900.00</b>	<b>-94,200.00</b>	<b>-94,200.00</b>	<b>-4.75%</b>	

**Section: 34800 TRANSIT-STAGELINE-GEN PUJ**

Object Type: Revenue Accounts

SpecObj

44220 TROLLEY RENTAL-TRANSIT	600.00	14,000.00	9,790.92	9,790.92	0.00	6,000.00	10,000.00	10,000.00	66.66%
44300 ADVERTISING INCOME	38,342.74	35,000.00	37,020.89	37,020.89	0.00	38,000.00	35,000.00	35,000.00	-7.89%
45031 1/2 % SALES TAX-MEAS C	1,330,218.92	1,188,000.00	1,631,680.34	1,631,680.34	0.00	1,188,000.00	1,233,000.00	1,233,000.00	3.78%
45038 OTHER GRANTS-CAP	423,308.78	121,000.00	91,819.84	91,819.84	0.00	59,000.00	123,000.00	123,000.00	108.47%
45061 LTF-ARTICLE 4 TRANSIT	1,493,000.00	2,078,000.00	2,310,300.00	2,310,300.00	0.00	2,310,300.00	2,540,000.00	2,540,000.00	9.94%
45066 STATE TRANSIT ASSISTANCE (STA)	157,859.00	454,000.00	123,028.00	123,028.00	0.00	488,000.00	905,000.00	905,000.00	85.45%
45073 LOW CARBON TRANSIT OPERATIONS	45,974.00	276,000.00	40,509.80	40,509.80	0.00	25,000.00	220,000.00	220,000.00	780.00%
45140 CA PROP 1B-TRANSPORTATION BOND	0.00	0.00	0.00	0.00	0.00	138,000.00	0.00	0.00	-100.00%
46501 STAGE LINE FARES	3,735.82	0.00	0.00	0.00	0.00	0.00	0.00	0.00	0.00%
46505 BUS FARE PASSES	11.25	0.00	0.00	0.00	0.00	0.00	0.00	0.00	0.00%
46506 METRO PASS	1,440.00	0.00	1,494.00	1,494.00	0.00	0.00	0.00	0.00	0.00%
47902 MISCELLANEOUS RECEIPTS	8.36	0.00	36.23	36.23	0.00	0.00	0.00	0.00	0.00%

Object Type: Expenditure Accounts

SpecObj

61000 SALARIES REGULAR	694,922.86	843,500.00	823,584.60	823,584.60	0.00	839,400.00	881,700.00	881,700.00	5.03%
61200 OVERTIME REGULAR	18,960.93	22,000.00	40,920.74	40,920.74	0.00	39,000.00	49,500.00	49,500.00	26.92%
61207 OVERTIME-CALLOUT	6,429.43	6,500.00	5,541.36	5,541.36	0.00	6,500.00	8,300.00	8,300.00	27.69%

User: JOSEC

Jose Cortez

Page 3

Current Time: 10:08:58

Report: BUDGET\_WORKSHEET\_BY\_DEPT\_jjs

Current Date: 10/04/2022

**City of Clovis**  
**Budget Worksheet by Department**

Ledger: GL

	Prior Year Actual	Adjusted Budget	Actuals Through 6-30-22	Encumb Balance To Date	Estimate to Close FY 2022		Department Requested FY 2023		EC to DR Percent Change
					FY 2021 Ver (PY)	FY 2022 Ver (WB)	Ver (AD)	Ver (EC)	
61216	442.08	6,000.00	4,345.98	0.00	3,100.00	7,600.00	145.16%		
61300	442,731.62	425,000.00	464,749.29	0.00	453,000.00	575,000.00	26.93%		
62001	140,265.60	178,000.00	169,201.92	0.00	176,400.00	178,100.00	0.96%		
62004	7,437.37	10,200.00	9,509.16	0.00	9,100.00	9,600.00	5.49%		
62005	51,946.13	54,200.00	49,002.80	0.00	53,100.00	36,400.00	-31.45%		
62006	177,391.76	220,900.00	176,609.07	0.00	179,000.00	179,000.00	0.00%		
62007	11,240.33	12,000.00	13,079.58	0.00	12,800.00	13,600.00	6.25%		
62010	7,427.54	10,000.00	4,779.53	0.00	4,800.00	9,200.00	91.66%		
62011	87,292.90	95,800.00	99,898.77	0.00	102,200.00	108,300.00	5.96%		
62012	2,300.00	2,300.00	2,300.00	0.00	2,300.00	2,300.00	0.00%		
62013	47,968.24	46,400.00	42,737.49	0.00	41,800.00	46,100.00	10.28%		
62014	5,460.00	5,500.00	9,733.50	0.00	10,800.00	10,600.00	-1.85%		
63004	9,500.00	11,500.00	11,520.00	0.00	11,500.00	11,600.00	0.86%		
63009	73,500.00	76,300.00	76,300.00	0.00	76,300.00	77,000.00	0.91%		
63010	346,182.74	388,300.00	516,480.24	0.00	444,200.00	486,500.00	9.52%		
63205	5,387.42	30,000.00	6,854.39	0.00	20,000.00	30,000.00	50.00%		
63304	18,180.76	18,000.00	13,593.40	0.00	18,000.00	20,000.00	11.11%		
63315	38,277.11	75,000.00	44,247.16	330.55	60,000.00	75,000.00	25.00%		
63316	284,920.00	313,400.00	298,385.00	0.00	313,400.00	324,900.00	3.66%		
63350	0.00	5,000.00	0.00	0.00	5,000.00	5,000.00	0.00%		
63390	111.66	0.00	183.12	0.00	100.00	0.00	-100.00%		
64213	0.00	0.00	0.37	0.00	0.00	0.00	0.00%		
64231	25,321.41	20,000.00	12,919.36	0.00	14,000.00	15,000.00	7.14%		
65001	807.50	8,000.00	5,750.95	0.00	8,000.00	9,000.00	12.50%		
65102	2,932.50	3,000.00	1,714.00	2,017.50	3,000.00	3,000.00	0.00%		
65201	535.00	600.00	905.00	0.00	1,000.00	1,000.00	0.00%		
66001	94,000.00	104,000.00	104,000.00	0.00	104,000.00	108,000.00	3.84%		
66003	315,600.00	371,300.00	371,300.00	0.00	371,300.00	369,400.00	-0.51%		
66005	48,900.00	75,400.00	75,400.00	0.00	75,400.00	98,700.00	30.90%		
68120	0.00	0.00	238.00	130,400.00	138,000.00	0.00	-100.00%		

**City of Clovis**  
**Budget Worksheet by Department**

Ledger: GL

	Prior Year	Adjusted	Actuals	Encumb	Estimate	Department	EC to DR
	Actual FY 2021 Ver (PY)	Budget FY 2022 Ver (WB)	Through 6-30-22 Ver (AD)	Balance To Date	to Close FY 2022 Ver (EC)	Requested FY 2023 Ver (DR)	Percent Change
68130	49,297.00	0.00	8,178.00	0.00	6,700.00	0.00	-100.00%
68131	0.00	164,000.00	41,854.80	0.00	43,300.00	107,000.00	147.11%
68132	0.00	112,000.00	0.00	0.00	0.00	113,000.00	0.00%
68140	124.04	0.00	0.00	0.00	0.00	0.00	0.00%
68151	1,386.30	16,000.00	16,218.29	0.00	51,000.00	0.00	-100.00%
68160	16,026.20	121,000.00	91,819.84	0.00	59,000.00	123,000.00	108.47%
68725	0.00	0.00	0.00	0.00	0.00	500,000.00	0.00%
	<b>3,494,498.87</b>	<b>4,166,000.00</b>	<b>4,245,680.02</b>	<b>0.00</b>	<b>4,252,300.00</b>	<b>5,066,000.00</b>	<b>19.13%</b>
	<b>3,033,206.43</b>	<b>3,851,100.00</b>	<b>3,613,855.71</b>	<b>132,748.05</b>	<b>3,756,500.00</b>	<b>4,592,400.00</b>	<b>22.25%</b>
	<b>-461,292.44</b>	<b>-314,900.00</b>	<b>-631,824.31</b>	<b>132,748.05</b>	<b>-495,800.00</b>	<b>-473,600.00</b>	<b>-4.47%</b>

Total Revenue for 34800:

Total Expenditures for 34800:

Expense Less Revenue Total:

**City of Clovis**  
**Budget Worksheet by Department**

Ledger: GL

	Prior Year Actual FY 2021 Ver (PY)	Adjusted Budget FY 2022 Ver (WB)	Actuals Through 6-30-22 Ver (AD)	Encumb Balance To Date	Estimate to Close FY 2022 Ver (EC)	Department Requested		EC to DR Percent Change
						FY 2023	Ver (DR)	
Grand Total Revenue:	6,700,945.48	7,521,620.00	7,404,038.50	0.00	7,824,600.00	9,298,000.00	18.83%	
Grand Total Expenditures:	6,791,961.88	7,842,786.00	6,781,622.59	351,864.82	7,215,900.00	8,722,200.00	20.87%	
Expense Less Revenue Grand Total:	91,016.40	321,166.00	-622,415.91	351,864.82	-608,700.00	-575,800.00	2,033.05%	

**SAFETY COMPLIANCE REPORT/  
TERMINAL RECORD UPDATE**

CHP 343 (Rev. 12-17) OPI 082

NEW TERMINAL INFORMATION <input checked="" type="checkbox"/> Yes <input type="checkbox"/> No	CA NUMBER 43134	FILE CODE NUMBER 113866	COUNTY CODE 10	BED
TERMINAL TYPE <input type="checkbox"/> Truck <input checked="" type="checkbox"/> Bus <input type="checkbox"/> Mod Limo	CODE G	OTHER PROGRAM(S) B	LOCATION CODE 435	SUBAREA 05

CARRIER LEGAL NAME City of Clovis-Public Transit	TERMINAL NAME (IF DIFFERENT)	TELEPHONE NUMBER (W/ AREA CODE) (559) 324-2771
---	------------------------------	---

TERMINAL STREET ADDRESS (NUMBER, STREET, CITY, ZIP CODE) 155 N. Sunnyside, Clovis, CA. 93611	INSPECTION LOCATION (NUMBER, STREET, CITY OR COUNTY) 155 N Sunnyside, Clovis, CA. 93611
MAILING ADDRESS (NUMBER, STREET, CITY, ZIP CODE) (IF DIFFERENT FROM ABOVE)	

**LICENSE, FLEET AND TERMINAL INFORMATION**

HM LIC. NO.	HWT REG. NO.	IMS LIC. NO.	TRUCKS AND TYPES	TRAILERS AND TYPES	PASS VEHs BY TYPE I 24 II	Mod Limo <input type="checkbox"/>	DRIVERS 34	BIT FLEET SIZE
EXP. DATE	EXP. DATE	EXP. DATE	REG. CT.	HW VEH.	HW CONT.	PPB/CSAT <input checked="" type="checkbox"/> Yes <input type="checkbox"/> No <input type="checkbox"/> N/A		Powered Towed
TERMINALS IDENTIFIED IN SECTION 34515(b) CVC <input type="checkbox"/> Yes <input checked="" type="checkbox"/> No			FILE CODE NUMBERS OF TERMINALS INCLUDED IN INSPECTION AS A RESULT OF SECTION 34515(b) CVC					

**EMERGENCY CONTACTS (In Calling Order of Preference)**

EMERGENCY CONTACT (NAME) Bethany Berube	DAY TELEPHONE NO. (W/ AREA CODE) (559) 324-2760	NIGHT TELEPHONE NO. (W/ AREA CODE) (559) 324-2769
EMERGENCY CONTACT (NAME) Amy Hance	DAY TELEPHONE NO. (W/ AREA CODE) (559) 324-2769	NIGHT TELEPHONE NO. (W/ AREA CODE) (559) 324-2769

**ESTIMATED CALIFORNIA MILEAGE FOR THIS TERMINAL FOR LAST YEAR [ 2020 ]**

A <input type="checkbox"/> UNDER 15,000	B <input type="checkbox"/> 15,001 - 50,000	C <input type="checkbox"/> 50,001 - 100,000	D <input checked="" type="checkbox"/> 100,001 - 500,000	E <input type="checkbox"/> 500,001 - 1,000,000	F <input type="checkbox"/> 1,000,001 - 2,000,000	G <input type="checkbox"/> 2,000,001 - 5,000,000	H <input type="checkbox"/> 5,000,001 - 10,000,000	I <input type="checkbox"/> MORE THAN 10,000,000
--	---	--	--	---	---	---	--	--

**OPERATING AUTHORITIES OR PERMITS**

PUC <input type="checkbox"/> T	<input type="checkbox"/> TCP <input type="checkbox"/> PSC	MOTOR CARRIER OF PROPERTY PERMIT ACTIVE <input type="checkbox"/> Yes <input type="checkbox"/> No <input checked="" type="checkbox"/> N/A	IMS FITNESS EVALUATION <input type="checkbox"/> Yes <input checked="" type="checkbox"/> No
USDOT 2808119	<input type="checkbox"/> MC <input type="checkbox"/> MX	<input type="checkbox"/> MC <input type="checkbox"/> MX	REASON FOR INSPECTION Annual Bus Terminal

**INSPECTION FINDINGS**      **INSPECTION RATINGS: S = Satisfactory U = Unsatisfactory C = Conditional UR = Unrated N/A = Not Applicable**

REQUIREMENTS	VIOL	MAINTENANCE PROGRAM	DRIVER RECORDS	REG. EQUIPMENT	HAZARDOUS MATERIALS	TERMINAL
MAINTENANCE PROGRAM		1 S 2 S 3 S 4 S	1 S 2 S 3 S 4 S	1 S 2 S 3 S 4 S	1 N/A 2 N/A 3 N/A 4 N/A	1 S 2 S 3 S 4 S
DRIVER RECORDS		No. 6 Time	No. 14 Time	No. 6 Time	TIME	TOTAL TIME
DRIVER HOURS		HAZARDOUS MATERIALS <input checked="" type="checkbox"/> No H/M Transported <input type="checkbox"/> No H/M violations noted	CONTAINERS/TANKS No. Time	VEHICLES PLACED OUT-OF-SERVICE Vehicles Units		
BRAKES		REMARKS See attached Capri and inspection reports for additional information				
LAMPS & SIGNALS	1					
CONNECTING DEVICES						
STEERING & SUSPENSION						
EQUIPMENT REQUIREMENTS	4					
CONTAINERS & TANKS						
HAZARDOUS MATERIALS						

INSPECTION TYPE <input checked="" type="checkbox"/> I <input type="checkbox"/> R	NON-BIT <input type="checkbox"/>	CPSS <input type="checkbox"/> Yes <input type="checkbox"/> No	CHP 345 <input type="checkbox"/>	CHP 100D COL.	INSPECTION DATE(S) 11/23,24/2021	TIME IN	TIME OUT
INSPECTED BY (NAME(S)) R Baker					ID NUMBER(S) A17928	SUSPENSE DATE <input checked="" type="checkbox"/> Auto <input type="checkbox"/> None	

**MOTOR CARRIER CERTIFICATION**

I hereby certify that all violations described hereon and recorded on the attached pages (2 through 12), will be corrected in accordance with applicable provisions of the California Vehicle Code and the California Code of Regulations. I understand that I may request a review of an unsatisfactory rating by contacting the Motor Carrier Safety Unit Supervisor at 559-453-3130 within 5 business days of the rating.

CURRENT TERMINAL RATING <b>SATISFACTORY</b>	CARRIER REPRESENTATIVE'S SIGNATURE 	DATE 11/24/21
CARRIER REPRESENTATIVE'S PRINTED NAME Bethany Berube	TITLE Transit Supervisor	DRIVER LICENSE NUMBER STATE

**SAFETY COMPLIANCE REPORT/  
TERMINAL RECORD UPDATE**

CHP 343 (Rev. 12-17) OPI 062

NEW TERMINAL INFORMATION <input checked="" type="checkbox"/> Yes <input type="checkbox"/> No	CA NUMBER 43134	FILE CODE NUMBER 113866	COUNTY CODE 10	BED
TERMINAL TYPE <input type="checkbox"/> Truck <input checked="" type="checkbox"/> Bus <input type="checkbox"/> Mod Limo	CODE B	OTHER PROGRAM(S) G	LOCATION CODE 435	SUBAREA 05

CARRIER LEGAL NAME City of Clovis-Public Transportation	TERMINAL NAME (IF DIFFERENT)	TELEPHONE NUMBER (W/ AREA CODE) (559) 324-2771
--	------------------------------	---

TERMINAL STREET ADDRESS (NUMBER, STREET, CITY, ZIP CODE)  
155 N. Sunnyside, Clovis, CA. 93611

MAILING ADDRESS (NUMBER, STREET, CITY, ZIP CODE) (IF DIFFERENT FROM ABOVE)  
155 N. Sunnyside, Clovis, CA. 93611

**LICENSE, FLEET AND TERMINAL INFORMATION**

HM LIC. NO.	HWT REG. NO.	IMS LIC. NO.	TRUCKS AND TYPES	TRAILERS AND TYPES	PASS VEH BY TYPE I 7 II	Mod Limo <input checked="" type="checkbox"/> Yes <input type="checkbox"/> No <input type="checkbox"/> N/A	DRIVERS 7	BIT FLEET SIZE Powered Towed
EXP. DATE	EXP. DATE	EXP. DATE	REG. CT.	HW VEH.	HW CONT.	PPB/CSAT <input checked="" type="checkbox"/> Yes <input type="checkbox"/> No <input type="checkbox"/> N/A		
TERMINALS IDENTIFIED IN SECTION 34515(b) CVC <input type="checkbox"/> Yes <input checked="" type="checkbox"/> No			FILE CODE NUMBERS OF TERMINALS INCLUDED IN INSPECTION AS A RESULT OF SECTION 34515(b) CVC					

**EMERGENCY CONTACTS (In Calling Order of Preference)**

EMERGENCY CONTACT (NAME) Bethany Berube	DAY TELEPHONE NO. (W/ AREA CODE) (559) 324-2760	NIGHT TELEPHONE NO. (W/ AREA CODE) (559) 324-2769
EMERGENCY CONTACT (NAME) Amy Hance	DAY TELEPHONE NO. (W/ AREA CODE) (559) 324-2769	NIGHT TELEPHONE NO. (W/ AREA CODE) (559) 324-2769

**ESTIMATED CALIFORNIA MILEAGE FOR THIS TERMINAL FOR LAST YEAR [ 2020 ]**

A <input type="checkbox"/> UNDER 15,000	B <input type="checkbox"/> 15,001 — 50,000	C <input type="checkbox"/> 50,001 — 100,000	D <input checked="" type="checkbox"/> 100,001 — 500,000	E <input type="checkbox"/> 500,001 — 1,000,000	F <input type="checkbox"/> 1,000,001 — 2,000,000	G <input type="checkbox"/> 2,000,001 — 5,000,000	H <input type="checkbox"/> 5,000,001 — 10,000,000	I <input type="checkbox"/> MORE THAN 10,000,000
--	---	--	--	---	---	---	--	--

**OPERATING AUTHORITIES OR PERMITS**

PUC <input type="checkbox"/> T	<input type="checkbox"/> TCP <input type="checkbox"/> PSC	MOTOR CARRIER OF PROPERTY PERMIT ACTIVE <input type="checkbox"/> Yes <input type="checkbox"/> No <input checked="" type="checkbox"/> N/A	IMS FITNESS EVALUATION <input type="checkbox"/> Yes <input checked="" type="checkbox"/> No
USDOT 2808119	<input type="checkbox"/> MC <input type="checkbox"/> MX	<input type="checkbox"/> MC <input type="checkbox"/> MX	REASON FOR INSPECTION Annual Bus Terminal

**INSPECTION FINDINGS** INSPECTION RATINGS: S = Satisfactory U = Unsatisfactory C = Conditional UR = Unrated N/A = Not Applicable

REQUIREMENTS	VIOL	MAINTENANCE PROGRAM	DRIVER RECORDS	REG. EQUIPMENT	HAZARDOUS MATERIALS	TERMINAL
MAINTENANCE PROGRAM	I	1 S 2 S 3 S 4 S	1 S 2 S 3 S 4 S	1 S 2 S 3 S 4 S	1 N/A 2 N/A 3 N/A 4 N/A	1 S 2 S 3 S 4 S
DRIVER RECORDS		No. 3 Time	No. 7 Time	No. 3 Time	TIME	TOTAL TIME
DRIVER HOURS		HAZARDOUS MATERIALS <input checked="" type="checkbox"/> No H/M Transported <input type="checkbox"/> No H/M violations noted	CONTAINERS/TANKS No. Time	VEHICLES PLACED OUT-OF-SERVICE Vehicles Units		
BRAKES		REMARKS See attached Capri and inspection reports for additional information				
LAMPS & SIGNALS						
CONNECTING DEVICES						
STEERING & SUSPENSION						
TIRES & WHEELS						
EQUIPMENT REQUIREMENTS						
CONTAINERS & TANKS						
HAZARDOUS MATERIALS						

INSPECTION TYPE <input checked="" type="checkbox"/> I <input type="checkbox"/> R	NON-BIT <input type="checkbox"/>	CPSS <input type="checkbox"/> Yes <input type="checkbox"/> No	CHP 345 <input type="checkbox"/>	CHP 100D COL. <input type="checkbox"/>	INSPECTION DATE(S) 11/23,24/2021	TIME IN	TIME OUT
INSPECTED BY (NAME(S)) R Baker					ID NUMBER(S) A17928	SUSPENSE DATE <input checked="" type="checkbox"/> Auto <input type="checkbox"/> None	

**MOTOR CARRIER CERTIFICATION**

I hereby certify that all violations described hereon and recorded on the attached pages (2 through 9), will be corrected in accordance with applicable provisions of the California Vehicle Code and the California Code of Regulations. I understand that I may request a review of an unsatisfactory rating by contacting the Motor Carrier Safety Unit Supervisor at 559-453-3130 within 5 business days of the rating.

CURRENT TERMINAL RATING <b>SATISFACTORY</b>	CARRIER REPRESENTATIVE'S SIGNATURE 	DATE 11/24/21
CARRIER REPRESENTATIVE'S PRINTED NAME Bethany Berube	TITLE Transit Supervisor	DRIVER LICENSE NUMBER STATE





City of  
**FRESNO**  
Joe Vargas, Director  
2223 G Street  
Fresno, California 93706  
(559) 621-RIDE  
[www.fresno.gov](http://www.fresno.gov)




August 22, 2022

Amy Hance  
City of Clovis  
155 N. Sunnyside  
Clovis, CA 93611

Dear Ms. Hance:

This Letter of Agreement is being sent to the City of Clovis in accordance with Section 6 of the 2018 contract which states that Schedule A shall be updated annually, (Schedule A, as updated, is attached for your reference). Effective July 1, 2022 through June 30, 2023, the total cost to the City of Clovis for services provided by Fresno Area Express will be Three Hundred Sixteen Thousand Three Hundred Twenty One Dollars and Thirty Two Cents (\$316,321.32).

If you have any questions concerning this Letter of Agreement, or need additional information, please contact me at 621-1456 at your earliest convenience. Please have the documents executed by John Holt, City Manager, and return a fully executed copy to my attention.

Sincerely,  


Linda Taylor  
Interim Administrative Manager



Joe Vargas, Director  
2223 G Street  
Fresno, California 93706  
(559) 621-RIDE  
[www.fresno.gov](http://www.fresno.gov)



August 22, 2022

Mr. John Holt, City Manager  
City of Clovis  
1033 Fifth Street  
Clovis, CA 93612

Dear Mr. Holt:

This Letter of Agreement represents the Agreement To Provide Transit Service To The City of Clovis dated December 3, 2018. In accordance with Section 6 of the contract, Schedule A shall be updated annually, (Schedule A, as updated, is attached for your reference).

Effective July 1, 2022 through June 30, 2023, the total cost to the City of Clovis for services provided by Fresno Area Express will be Three Hundred Sixteen Thousand Three Hundred Twenty One Dollars and Thirty Two Cents (\$316,321.32).

If you have any questions concerning this Letter of Agreement, or need additional information, please contact me at 621-1445 at your earliest convenience.

Sincerely,

Joe Vargas  
Assistant Director of Transportation  
Department of Transportation / FAX

Accepted by City of Clovis:

John Holt, City Manager  
City of Clovis

Accepted by City of Fresno:

Joe Vargas, Assistant Director of  
Transportation  
City of Fresno



Joe Vargas, Director  
 2223 G Street  
 Fresno, California 93706  
 (559) 621-RIDE  
[www.fresno.gov](http://www.fresno.gov)



## Schedule A

### Agreement to Provide Transit Service to the City of Clovis

#### Fixed Route Annual Service Costs

Fiscal Year 2023 charges for fixed route service include only direct service costs for services provided within the City of Clovis. The direct service costs include driver employee service costs and vehicle operating expenses, exclusive of Fresno Area Express and City of Fresno administrative overhead, supervisory, maintenance personnel, and facility maintenance expenses.

Weekday service hours will extend from 6:29 am to 7:20 pm and weekend service hours will extend from 7:57 am to 3:40 pm.

#### Fiscal Year 2023 Cost of Route Hours:

Service Type	Service Days	Trips per Day	Minutes per Trip	Minutes per Hour	Cost per Hour	Total Annual Cost
Weekday Service	259 x	26 x	30 /	60 x	\$65.99 =	\$ 222,188.33
Weekend Service	104 x	15 x	28 /	60 x	\$65.99 =	\$ 48,040.72
Cost of Route Hours						\$ 270,229.05

#### Fiscal Year 2023 Cost of Route Miles:

Service Type	Service Days	Trips per Day	Miles per Trip	Cost per Mile	Total Annual Cost
Weekday Service	259 x	26 x	4.67 x	\$1.19 =	\$ 37,423.12
Weekend Service	104 x	15 x	4.67 x	\$1.19 =	\$ 8,669.15
Cost of Route Miles					\$ 46,092.27

**Fiscal Year 2023 Total Cost of Services: \$ 316,321.32**



Joe Vargas, Director  
2223 G Street  
Fresno, California 93706  
(559) 621-RIDE  
[www.fresno.gov](http://www.fresno.gov)



### Cost per Hour Calculation

Total Operations Division Employee Services Budget:	\$	35,472,280	-
Total Non-Driver Employee Services Costs:	\$	4,563,811	=
Net Driver Employee Services Costs:	\$	30,908,469	/
Budgeted Annual Driver Revenue Service Pay Hours:		468,400	=
Cost per Hour:	\$	65.99	

### Cost per Mile Calculation

Hazardous Waste Management	\$	90,000	+
Outside Repair, Maintenance, and Service - Building	\$	272,200	+
Outside Repair, Maintenance, and Service - Vehicles	\$	195,000	+
Outside Repair, Maintenance, and Service – Equipment	\$	601,500	+
Computer Software	\$	1,500	+
Materials and Parts – Vehicles	\$	205,000	+
Materials and Parts - Equipment	\$	95,800	+
Inventory	\$	1,406,500	+
Materials and Supplies – Tires	\$	325,000	+
Lubricating Oils and Fuels	\$	158,500	+
Alternative Fuel	\$	2,498,100	+
License and Permits	\$	1,000	+
Charges for Telephone Services	\$	111,400	=
Total Direct Vehicle and Operations Maintenance Costs:	\$	5,961,500	/
Budgeted Annual Vehicle Operating Miles:		5,007,457	=
Cost per Mile:	\$	1.19	



# CITY *of* CLOVIS

## REPORT TO THE CITY COUNCIL

TO: Mayor and City Council

FROM: Finance Department

DATE: September 19, 2022

SUBJECT: Finance - Approval – Res. 22-\_\_\_\_, Approving the submittal of the 2022-2023 Transportation Funding Claim to the Fresno Council of Governments.

ATTACHMENTS: 1. Res. 22-\_\_\_\_, Submission of Transportation Funding Claim Form  
2. Transportation Funding Claim for Fiscal Year 2022-23

### CONFLICT OF INTEREST

None.

### RECOMMENDATION

That the Council approve Resolution 22-\_\_\_\_, approving the submittal of the 2022-23 Transportation Funding Claim.

### EXECUTIVE SUMMARY

Each year the City of Clovis is required to submit an annual transportation claim for the Local Transportation Fund of Fresno County to the Fresno Council of Governments (COG) to receive funds provided through the Transportation Development Act (TDA) of 1971. The claim is prepared in accordance with the City's annual budget. After the TDA claim is adopted by the Resolution of the City Council, the claim is submitted to COG for adoption by Resolution of the COG board. After approval, the City will begin to receive the funds apportioned by COG for the 2022-23 fiscal year.

### BACKGROUND

Each year the City files a claim with the Fresno Council of Governments (COG) to receive funds provided through the Transportation Development Act (TDA) of 1971. The claim provides information on the various sources that are used to fund the transit operation and to fund bicycle/pedestrian projects.

The claim is normally based on the current year budget. If circumstances have changed since the budget was prepared, the claim will be based on the best available information.

**RECEIVED**

11

OCT 19 2022

By: FRESNO COG

In order for COG to allocate the TDA funds, the claim needs to be submitted to COG for approval. The claim allocates the available funds based on the final estimated allocation received from COG in May 2022.

**FISCAL IMPACT**

The TDA funds are budgeted in 2022-23 based upon the final estimated allocation received from COG in May 2022. Approval of the claim by the Council will allow the City to receive the funds.

**REASON FOR RECOMMENDATION**

To allocate the funds in accordance with the 2022-23 estimates, it is necessary to submit the TDA claim to COG for approval. Approval of the claim by the Council for submittal is required.

**ACTIONS FOLLOWING APPROVAL**

After Council approval, the claim will be filed with COG.

Prepared by: Jose Cortez, Accountant


Reviewed by: City Manager *AA*

## CLERK'S CERTIFICATE

---

I, Diana Stice, Deputy City Clerk of the City of Clovis, State of California, do hereby certify that the forgoing is a full, true and correct copy of Res. 22-105 duly approved and adopted by the City Council of the City of Clovis on the dates therein stated and as it appears in the Office of the City Clerk.

IN WITNESS WHEREOF, I hereunto set my hand and affix the seal of the City of Clovis on October 4, 2022.





\_\_\_\_\_  
Diana Stice, Deputy City Clerk

RESOLUTION 22-105

RESOLUTION OF THE CITY COUNCIL OF THE CITY OF CLOVIS  
APPROVING SUBMISSION OF THE 2022-2023 TRANSPORTATION FUNDING CLAIM TO  
THE FRESNO COUNCIL OF GOVERNMENTS

**WHEREAS**, the City of Clovis is required to submit an annual transportation claim for the Transportation Funding through the Fresno Council of Governments for the fiscal year 2022-23; and

**WHEREAS**, the Fresno Council of Governments has the authority to review claims and allocate such funds in accordance with the Transportation Development Act of 1971 and Chapter 3 of Title 30 of the California Administrative Code; and

**WHEREAS**, the City of Clovis has approved the 2022-2023 Budget for expenditures for 2022-2023; and

**WHEREAS**, the Transportation Act of 1971 requires certain findings and declarations regarding transit needs and conformance with Article 8, Chapter 1400, Statutes 1971 and applicable rules and regulations.


**NOW, THEREFORE, BE IT RESOLVED**, that the City of Clovis hereby authorizes submittal of its Claim for Local Transportation Funds, as Attachment 2, in the amount of \$11,812,634 for purposes allowed under Articles 3, 4, 4.5, and 8 of the Transportation Development Act of 1971.


\* \* \* \* \*

The foregoing resolution was introduced and adopted at a regular meeting of the City Council of the City of Clovis held on September 19, 2022, by the following vote, to wit.

AYES: Councilmembers Ashbeck, Bessinger, Mouanoutoua, Whalen and Mayor Flores  
NOES: None  
ABSENT: None  
ABSTAIN: None

DATED: September 19, 2022

  
\_\_\_\_\_  
Mayor

  
\_\_\_\_\_  
City Clerk

