

**MEASURE C EXTENSION**

**RECEIVED**

**JAN 02 RECD**

**BY: *ddl* 1-23-24**

**LOCAL TRANSPORTATION PASS THROUGH REVENUES FOR STREET MAINTENANCE FUND SUB PROGRAM  
FY22/23 REPORTING REQUIREMENTS**

(Completed form must be submitted to FCTA no later than February 10 or future funds will be stopped until compliance is met. Complete one form for each Sub Program and detail the expenditures in the Schedule of Projects on the 2nd page.)

Date Accepted

by FCTA Board

**TO:** Fresno County Transportation Authority  
**FROM:** City of Mendota  
**Address:** 643 Quince Street, Mendota, CA 93640

(Name of Agency)

**Contact Name:** Rudy Marquez, Interim Finance Director  
**Phone:** (559) 266-6455  
**FAX:** (559) 655-4064  
**Email Address:** [Manila@cityofmendota.com](mailto:Manila@cityofmendota.com)

**Local Transportation Program  
Street Maintenance Sub Program Reporting for FY22/23:**

**Total Street Maintenance Revenue Allocations to Date: \$ 2,455,022.04**

Street Maintenance Beginning Fund Balance:	239,224.88	This amount should match your prior year Ending Balance reported to Authority.
Street Maintenance Prior Year Adjustments:		This amount reflects adjustments made to this program after your prior year reports were filed. Indicate supporting details below. They should match this amount.
Street Maintenance Adjusted Beginning Fund Balance:	239,224.88	This amount adds for you and will reflect your adjusted Beginning Balance after prior year adjustment.
Street Maintenance Facilities Revenues:	214,486.99	This amount should match the revenue allocations reported to you by the Authority and your Financial Reports.
Street Maintenance Interest Revenue:	656.98	This amount represents interest revenue allocated to the sub program by the Agency for the fiscal year, as required.
Street Maintenance Available Fund Balance:	\$ 454,368.85	This amount adds for you and represents available fund balance to the sub program before expenditures by the Agency for the fiscal year.
Street Maintenance Expenditures:	195,021.72	This amount represents your expenditures for the fiscal year for this sub program and should match the expenditures on page 2 of this report and your Financial Reports.
Net Change (+/-)	20,122.25	Net Change calculates for you (i.e. Revenue minus Expenditure)


**FY22/23 Street Maintenance Ending Balance: \$ 259,347.13**  
(Balance to be held in reserve.)

Projects eligible under this Category include projects or programs that match the following recommended definition of "street and highway maintenance, rehabilitation, reconstruction, and storm damage repair." A "program" is defined as a group or category of projects such as slurry seal projects, patching projects, etc. An appropriate percentage or pro-ratio of maintenance/rehabilitation equipment, audit, and overhead costs attributable to projects or programs under the Measure C Street Maintenance/Rehabilitation Category is an eligible expense. Per AB 2958 (Prop 42) language for local agency allocations (Revenue and taxation code, Section 7104 (e)). Funds allocated to a city, county shall be used only for street and highway maintenance rehabilitation, reconstruction and storm damage repair. For purposes of this Street Maintenance Sub Program the following terms have the following meanings: Maintenance means either or both of the following:

Patching or spot repair in the existing pavement such as pothole patching, grinding and resurfacing, or total reconstruction of a failed pavement section for a small area or dig-out and Overlay and/or Sealing. Reconstruction includes any overlay, sealing, or widening of the roadway, if the widening is necessary to bring the roadway width to the desirable minimum width consistent with the geometric design criteria of the department for reconstruction, resurfacing, and rehabilitation projects that are not on a freeway but doesn't include widening for the purpose of increasing the traffic capacity of a street or highway.

Storm Damage repair is repair or reconstruction of local streets and highways and related drainage improvements that have been damaged due to winter storms and flooding and reconstruction of drainage improvements to mitigate future roadway flooding and damage problems in those jurisdictions that have been declared disaster areas by the President of the United States.

For further detail on eligible expenditures of the Street Maintenance Sub Program or further definitions and guidelines of the Local Transportation Program please refer to the Measure C Extension Strategic Implementation Plan.

**Completed By:**   
**Title:** Interim Finance Director  
**Date:** 1/2/2024

This Reporting Form was prepared under the direction of the Public Works Director, Engineer, Transit Administrator or Other Authorized Official of the agency listed above. By filing this form you are certifying that expenditures listed on this form are valid expenditures and to the best of your knowledge reflect your financial statements.

**Local Transportation Program  
Street Maintenance Schedule of Expenditures for FY22/23:**

**TOTAL PROJECT COSTS**

City of Mendota

\*Prior Year  
Street  
Maintenance  
Adjustments

Name of Project/Program	Project Limits	Total Measure C Funding	Total Project Cost
Purchase of skidsteer concrete mixer	Capital equipment expenditure	1,508.55	9,051.27
Roundabout improvement - Hwy 180/33 project	Engineering only to date	47,797.92	298,303.92
Stamoules Street reconstruction project	Under construction at 6/30/23	120,483.18	755,973.81
Railroad crossing street project	Engineering only to date	1,841.83	63,415.57
5th & Quince Street reconstruction project	Engineering only to date	3,567.05	18,421.69
Mendota Jr High School street project	Completed 6/30/23	37,481.45	238,770.70
		<b>212,679.98</b>	<b>1,383,936.96</b>

Notes: (\*) Provide a sampling of the types of expenditures for the projects listed above and if you have a prior year adjustment you need to explain it in the area provided below.) Expenditures listed above will be audited for compliance.

City received remaining balance of CalTrans pass-through grant of \$17,658.26 for the Mendota Jr. High School street project during the fiscal year ended 6/30/23.

*It is the intent of Measure C to leverage funds wherever possible. If you are using Measure C funds to leverage other state or federal grants please indicate what grant funds were received and the ratio of grant money and Measure funds.*

**PROJECT COST BREAKDOWN BY FUNDING SOURCE**

Name of Project/Program Listed Above	Measure C Street Maintenance Funding	Amount	Other Measure C Funding	Amount	List Other Funding Source	Amount	List Other Funding Source	Amount	Total Project Expenditures
Skidsteer concrete mixer	Street Maintenance	1,508.55	State Gas Tax Fund	1,508.54	LTF (TDA) Fund	4,525.64	Sewer/Water-Ent Funds	4,525.64	9,051.27
Roundabout street project	Street Maintenance	47,797.92	Flexible (prior fiscal year paid)	7,847.98	State Gas Tax Fund	137,114.62	LTF (TDA) Fund	137,114.62	298,303.92
Stamoules Street project	Street Maintenance	120,483.18	Flexible (prior fiscal year paid)	16,608.74	State Gas Tax Fund	277,652.36	LTF (TDA) Fund	277,652.36	755,973.84
Railroad crossing street project	Street Maintenance	1,841.83	Flexible (prior fiscal year paid)	16,214.85	State Gas Tax Fund	18,850.75	LTF (TDA) Fund	18,850.75	63,415.57
5th & Quince Streets project	Street Maintenance	3,567.05		-	State Gas Tax Fund	7,590.00	LTF (TDA) Fund	7,264.64	18,421.69
Mendota Jr High School project	Street Maintenance	37,481.45	Flexible (prior fiscal year paid)	6,460.07	State Gas Tax Fund	108,233.18	LTF (TDA) Fund	86,595.80	238,770.50
Less: CalTrans grant applied		(17,658.26)		-					(17,658.26)
		<b>195,021.72</b>		<b>48,640.18</b>		<b>590,612.82</b>		<b>532,003.81</b>	<b>1,366,278.53</b>

Total FY22/23 Street Maintenance Expenditures: \$ 195,021.72 (\$212,679.98 current year expenditures less \$17,658.26 grant reimbursement)

NOTES: (Use this area to provide further clarification on your report.)

See attached audited financial statement of the Measure C Fund. The June 30, 2023 fund balance is reconciled as follows:

ADA Fund, 6/30/23	\$ 28,846.73
Street Maintenance Fund, 6/30/23	259,347.13
Flexible Spending Fund, 6/30/23	291,147.22
Measure C Fund Balance, 6/30/23	\$ 579,341.08
=====	

**MEASURE C EXTENSION  
LOCAL TRANSPORTATION PASS THROUGH REVENUES FOR ADA FUND SUB PROGRAM  
FY22/23 REPORTING REQUIREMENTS**

(Completed form must be submitted to FCTA no later than February 10 or future funds will be stopped until compliance is met. Complete one form for each Sub Program and detail the expenditures in the Schedule of Projects on the 2nd page.)

Date Accepted  
by FCTA  
Board

TO: Fresno County Transportation Authority (Name of Agency)  
 FROM: City of Mendota  
 Address: 643 Quince Street, Mendota, California 93640  
 Contact Name: Rudy Marquez, Interim Finance Director Phone: (559) 266-6456  
 Email Address: Marilu@cityofmendota.com FAX: (559) 655-4064


**Local Transportation Program**  
**ADA Compliance Sub Program Reporting for FY22/23:**  
 Total ADA Compliance Revenue Allocations to Date: \$ 82,382.22

ADA Compliance Beginning Fund Balance:	<u>21,602.35</u>	This amount should match your prior year Ending Balance reported to Authority.
ADA Compliance Prior Year Adjustments:	<u>-</u>	This amount reflects adjustments made to this program after your prior year reports were filed. Indicate supporting details below. They should match this amount.
ADA Compliance Adjusted Beginning Fund Balance:	<u>21,602.35</u>	This amount adds for you and will reflect your adjusted Beginning Balance after prior year adjustment.
ADA Compliance Facilities Revenues:	<u>7,177.90</u>	This amount should match the revenue allocations reported to you by the Authority and your Financial Reports.
ADA Compliance Interest Revenue:	<u>66.48</u>	This amount represents interest revenue allocated to the sub program by the Agency for the fiscal year, as required.
ADA Compliance Available Fund Balance:	<u>\$ 28,846.73</u>	This amount adds for you and represents available fund balance to the sub program before expenditures by the Agency for the fiscal year.
ADA Compliance Expenditures:	<u>-</u>	This amount represents your expenditures for the fiscal year for this sub program and should match the expenditures on page 2 of this report and your Financial Reports.
Net Change (+/-)	<u>7,244.38</u>	Net Change calculates for you (i.e. Revenue minus Expenditure)

FY22/23 ADA Compliance Ending Balance: \$ 28,846.73  
 (Balance to be held in reserve.)

Local agencies will receive 1.75% of Measure C Extension Local Transportation Funds over 20-years for ADA compliance including curb cuts and ramps to remove barriers, as well as other special transportation services for jurisdictions to meet the current requirements of the Americans with Disabilities Act (ADA). Communities already in compliance would not have to meet this mandate and jurisdictions that receive less than \$200,000 annually from the total local transportation program would also be exempt from this provision.

Projects eligible under this Category must deal with ADA compliance issues and include: curb cuts and ramps to remove barriers, striping and other special transportation services (that "non-compliance" ADA projects). For further detail on eligible expenditures of the ADA Compliance Sub Program or further definitions and guidelines of the Local Transportation Program refer to the Measure C Extension Strategic Implementation Plan.

Completed by:  Title: Interim Finance Director  
 Date: 1/2/2024  
 City Manager

This Reporting Form was prepared under the direction of the Public Works Director, Engineer, Transit Administrator or Other Authorized Official of the agency listed above. By filing this form you are certifying that expenditures listed on this form are valid expenditures and to the best of your knowledge reflect your financial statements.

# Local Transportation Program

## ADA Compliance Schedule of Expenditures for FY22/23:

## TOTAL PROJECT COSTS

City of Mendota

Name of Project/Program	Project Limits	Total Measure C Funding	*Prior Year ADA Adjustments	Total Project Cost
No ADA projects during the current fiscal year				

Notes: \* Provide a sampling of the types of expenditures for the projects listed above and if you have a prior year adjustment you need to explain it in the area provided below. Expenditures listed above will be audited for compliance.

*It is the intent of the Measure to leverage funds wherever possible. If you are using Measure C funds to leverage other state or federal grants please indicate what grant money was used and the ratio of grant money and Measure funds. Please indicate the*

## PROJECT COST BREAKDOWN BY FUNDING SOURCE

Name of Project/Program Listed Above	Measure C ADA Compliance Funding	Amount	Other Measure C Funding	Amount	List Other Funding Source	Amount	List Other Funding Source	Amount	Total Project Expenditures

Total FY22/23 ADA Compliance Expenditures: \$

NOTES: (Use this area to provide further clarification on your report.)  
 See attached 6/30/23 audited financial statement of the Measure C Fund. The June 30, 2023 fund balance is reconciled as follows

ADA Fund, 6/30/23	\$ 28,846.73
Street Maintenance Fund, 6/30/23	259,347.13
Flexible Spending Fund, 6/30/23	291,147.12
<b>Measure C Fund Balance, 6/30/23</b>	<b>\$ 579,341.08</b>

**MEASURE C EXTENSION  
LOCAL TRANSPORTATION PASS THROUGH REVENUES FOR FLEXIBLE FUND SUB PROGRAM  
FY22/23 REPORTING REQUIREMENTS**

(Completed form must be submitted to FCTA no later than February 10 or future funds will be stopped until compliance is met.  
Complete one form for each Sub Program and detail the expenditures in the Schedule of Projects on the 2nd page.)

Date Accepted  
by FCTA  
Board

TO: Fresno County Transportation Authority  
FROM: City of Mendota  
Address: 643 Quince Street

(Name of Agency)

Contact Name: Rudy Marquez, Interim Finance Director Phone: (559) 266-6456 FAX: (559) 655-4064  
Email Address: Marhu@cityofmendota.com 559 655 241


**Local Transportation Program** Total Flexible Funds Revenue Allocations to Date: \$ 2,880,287.06  
**Flexible Funds Sub Program Reporting for FY22/23:**

Flexible Beginning Fund Balance:	306,741.43	This amount should match your prior year Ending Balance reported to Authority.
Flexible Prior Year Adjustments:	-	This amount reflects adjustments made to this program after your prior year reports were filed. Indicate supporting details below. They should match this amount.
Flexible Funds Adjusted Beginning Fund Balance:	306,741.43	This amount adds for you and will reflect your adjusted Beginning Balance after prior year adjustment.
Flexible Funds Facilities Revenues:	260,730.66	This amount should match the revenue allocations reported to you by the Authority and your Financial Reports.
Flexible Funds Interest Revenue:	787.95	This amount represents interest revenue allocated to the sub program by the Agency for the fiscal year, as required.
Total Flexible Funds Available Fund Balance:	\$ 568,259.94	This amount adds for you and represents available fund balance to the sub program before expenditures by the Agency for the fiscal year.
Flexible Funds Expenditures:	277,112.72	This amount represents your expenditures for the fiscal year for this sub program and should match the expenditures on page 2 of this report and your Financial Reports.
Net Change (+/-)	(15,594.21)	Net Change calculates for you (i.e. Revenue minus Expenditure)

FY22/23 Flexible Funds Ending Balance: \$ 291,147.22  
(Ending Balance reflect reserve balances.)

Approximately 15% of Measure C Extension Local Transportation Program funds is provided to local agencies for "flexible" funding programs or for any transportation project they feel is warranted (example: transit, pothole repair, match for new federal or state programs expended after July 1, 2007. Any transportation project is eligible for "flexible funding". Such projects include, but are not limited to the following: Capacity increasing street and road projects; rehabilitation/maintenance/reconstruction projects; signals and other stop control devices or signage; medians; street trees and street landscaping; street lighting; easements dedicated to a local agency such as public utility easements, pedestrian and landscaping easements; bridges both car and pedestrian; alleys (new and maintenance and repair of existing alleys); street striping including centerlines, fog lines, crosswalks and bike lanes; Intelligent Transportation Systems (ITS) projects; bicycle/trail/pedestrian projects; aviation projects; rail projects; public transit projects; overheard and aerial transit and other transportation-related improvements/projects (bus stop facilities, street sweepers, detour equipment, etc.).

Further clarification of eligible expenditures for the Flexible Funds Sub Program or the Local Transportation Program can be found in the Measure C Extension Strategic Implementation Plan.

Completed By:  Title: Interim Finance Director Date: 1/2/2024  
This Reporting Form was prepared under the direction of the Public Works Director, Engineer, Transit Administrator or Other Authorized Official of the agency listed above. By filing this form you are certifying that expenditures listed on this form are valid expenditures and to the best of your knowledge reflect your financial statements.

