

Gregory A. Barfield, Director
2223 G Street
Fresno, California 93706
(559) 621-RIDE
www.fresno.gov

October 22, 2024

Les Beshears, Finance Director
Fresno Council of Governments
2035 Tulare Street, Suite 201
Fresno, CA 93721

Re: Fiscal Year 2025 LTF and STA Claim

Dear Mr. Beshears:

Please accept the City of Fresno's Fiscal Year 2025 LTF and STA Claim for the Transportation Technical Committee agenda for adoption during the next meeting.

If you have any questions regarding the enclosed claim documents, or need additional information, please contact me at (559) 621-1456 or by email at Linda.Taylor@fresno.gov at your convenience.

Thank You,



Linda Taylor
Administrative Manager
Department of Transportation

Enter Date: **10/22/2024** Claimant Name: **City of Fresno**

TRANSPORTATION FUNDING CLAIM FOR FISCAL YEAR: 2024/25

Instructions: Please note that each page of this claim is a separate worksheet, please click through all tabs and complete. Also note that light yellow fields require an entry if applicable, light grey fields contain formulas that will automatically calculate based on corresponding entries. A date and claimant name field is at the top of the first page, and automatically repeats on following pages, (date should be formatted 00/00/0000)

**When completed, please print, sign and send signed original via mail to:
 Les Beshears, Director of Finance, Fresno Council of Governments
 2035 Tulare Street, Suite 201, Fresno, CA 93721**

From: Applicant: **City of Fresno/Fresno Area Express**
Address: **2223 G Street**
City/State/Zip: **Fresno, CA 93704**
Contact Phone/email: **Linda Taylor; 559-621-1456; Linda.Taylor@fresno.gov**

This applicant is an eligible claimant pursuant to Section 99203 of the Public Utilities Code and certifies that the following transportation funds are available to be claimed:

Local Transportation Fund

		Apportionment:	\$ 31,752,656.00
Fresno County	\$4,944,122	Trust Fund Balance (Surplus Prior Years):	\$ 10,039,793.00
Clovis	\$332,610	Unexpended, Held by Claimant:	
		Other Agency:	\$5,276,732

State Transit Assistance Fund

	Estimate:	\$ 8,382,009.00
	Trust Fund Balance (Surplus Prior Years):	\$ 4,438,082.00
	Unexpended, Held by Claimant:	
	Other Agency:	


Other

Audit Exception/Impairment (required General Fund Payback):	
Other:	

Fifty Nine million eight hundred eighty nine thousand two hundred seventy two dollars	TOTAL
	\$ 59,889,272.00

spell out total amount in above cell
 for the purposes and respective amounts specified in the attached claim be drawn from the Local Transportation Fund and State Transit Assistance Fund.

Please print and sign after completing form

Authorized Signature: 
Name/Title: **Linda Taylor / Administrative Manager**
Date: **10/22/2024**



2035 Tulare St., Ste. 201 tel 559-233-4148
 Fresno, California 93721 fax 559-233-9645

www.fresnocog.org

10/22/2024

Claimant Name: City of Fresno

TRANSPORTATION FUNDING CLAIM DETAIL FOR FISCAL YEAR: 2024/25

PURPOSE	AMOUNT	SUBTOTAL
1. Bicycle & Pedestrian Facilities:		
Article 3:	\$ 632,251.00	
Article 8a:		
Audit Exceptions (General Fund Payback);		
Unexpended Funds, Held by Claimant:		
Other Agency:		
		\$ 632,251.00
2. Regional Transportation Planning:		
	\$ 882,940.00	\$ 882,940.00
3. Public Transportation		
Article 4:	\$33,825,104	
Article 4.5:	\$ 1,689,093.00	
State Transit Assistance Funds (STA):	\$ 8,382,009.00	
Audit Exceptions (General Fund Payback):		
Unexpended Funds, Held by Claimant:		
Other (specify) : LTF Surplus (FY2024)	\$ 10,039,793.00	
Other (specify): STA Surplus (FY2024)	\$ 4,438,082.00	\$ 58,374,081.00
4. To Be Claimed By:		
	\$ -	
Other Agency:		
Other Agency:		
Other Agency:		
		\$ -
5. Reserve in Fund Pending Further Claiming		
		\$ -
GRAND TOTAL		\$ 59,889,272.00
Claim Total Must Agree With Total on First Page		\$ 59,889,272.00
Minus All Unexpended Funds Held By		\$ -
GRAND TOTAL PAYABLE TO CLAIMANT		\$ 59,889,272.00

Allocation instructions and payment by the Fresno County Auditor-Controller to the applicant is subject to such monies being available for distribution, and to the provisions that such monies will be used only in accordance with the rules and regulations of the Transportation Development Act.

10/22/2024

Claimant Name: City of Fresno

BICYCLE AND PEDESTRIAN FACILITIES FOR FISCAL YEAR: 2024/25

Two percent (2%) of the claimant's Local Transportation Fund apportionment must be spent on bicycle and pedestrian facilities (PUC 99233.3 and 99234); such claims are to be filed as Article 3. Claims for projects in excess of 2% may be filed as Article 8a (PUC 99400(a)). If other funding is to be used with Local Transportation Funds to implement projects, such funding should be shown on the claim form.

PROJECT TITLE & BRIEF DESCRIPTION **PROJECT COST**

Various Bicycle & Pedestrian Facilities throughout the claimant's jurisdiction: \$ 632,251.00

AND/OR:

Other - describe briefly if applicable:	\$ -
Other - describe briefly if applicable:	\$ -
Other - describe briefly if applicable:	\$ -
TOTAL PROJECT COSTS	\$ 632,251.00

10/22/2024

Claimant Name: City of Fresno

PUBLIC AND SPECIALIZED TRANSPORTATION SERVICE CLAIM FOR OPERATING AND CAPITAL EXPENSES FY: 2024/25

GENERAL TRANSPORTATION SERVICE PROPOSED 2024/25 PROJECT COSTS TOTALS

(Information needed per PUC 99266, which states no moneys may be allocated in excess of 15% above preceding year unless claim is accompanied by supporting documentation)

TOTAL PROJECT COSTS \$ 168,552,700.00
 Prior Year \$ 121,577,300.00
 Percentage Change 39%
 more than prior year

Revenue Source & Amount	Operating	Capital	Total
LTF Article 4:	\$ 37,500,500.00		\$ 37,500,500.00
LTF Article 4.5 or 8c:			\$ -
STA:	\$ 8,500,000.00		\$ 8,500,000.00
Fares:	\$ 4,158,000.00	N/A	\$ 4,158,000.00
Local Support:	\$ 13,739,800.00	N/A	\$ 13,739,800.00
Fed/State Grants:	\$ 18,914,800.00	\$ 85,739,600.00	\$ 104,654,400.00
Other - describe briefly if applicable:			\$ -
Other - describe briefly if applicable:			\$ -
Unexpended Funds Held By Claimant:			\$ -
Audit Exception - General Payback Fund:			\$ -
SUB-TOTALS	\$ 82,813,100.00	\$ 85,739,600.00	\$ 168,552,700.00

ELDERLY/HANDICAPPED SERVICE PROPOSED 2024/25 PROJECT COSTS TOTALS

(Information needed per PUC 99266, which states no moneys may be allocated in excess of 15% above preceding year unless claim is accompanied by supporting documentation)

TOTAL PROJECT COSTS \$ -
 Prior Year
 Percentage Change 0%
 more than prior year

Revenue Source & Amount	Operating	Capital	Total
LTF Article 4:			\$ -
LTF Article 8c:			\$ -
STA:			\$ -
Fares:		N/A	\$ -
Local Support:		N/A	\$ -
Fed/State Grants:			\$ -
Other - describe briefly if applicable:			\$ -
Other - describe briefly if applicable:			\$ -
Unexpended Funds Held By Claimant:			\$ -
Audit Exception - General Payback Fund:			\$ -
SUB-TOTALS	\$ -	\$ -	\$ -

CONSOLIDATED TRANSIT SERVICE AGENCY PROPOSED 2024/25 PROJECT COSTS TOTALS

(Information needed per PUC 99266, which states no moneys may be allocated in excess of 15% above preceding year unless claim is accompanied by supporting documentation)

TOTAL PROJECT COSTS \$ 7,538,724.00
 Prior Year \$ 6,846,581.00
 Percentage Change 10%
 more than prior year

Revenue Source & Amount	Operating	Capital	Total
LTF Article 4.5:	\$ 1,589,093.00	\$ 100,000.00	\$ 1,689,093.00
LTF Article 8c:			\$ -
STA:			\$ -
Fares:	\$ 5,167,308.00	N/A	\$ 5,167,308.00
Local Support:		N/A	\$ -
Fed/State Grants:			\$ -
Other - describe briefly if applicable:			\$ -
Other - describe briefly if applicable:			\$ -
Unexpended Funds Held By Claimant:	\$ 682,323.00		\$ 682,323.00
Audit Exception - General Payback Fund:			\$ -
SUB-TOTALS	\$ 7,438,724.00	\$ 100,000.00	\$ 7,538,724.00

GRAND TOTALS:	OPERATING	CAPITAL	TOTAL
	\$ 90,251,824.00	\$ 85,839,600.00	\$ 176,091,424.00

Enter Date: 10/22/2024

Claimant Name: City of Fresno

CONTINGENCY PROJECT LISTING FOR FISCAL YEAR: 2024/25

Should additional Local Transportation Fund or State Transit Assistance Fund monies be made available during the current fiscal year, they are hereby also claimed for the following purposes:

CHECK ALL THAT APPLY (Enter "X" in yellow box)

BICYCLE AND PEDESTRIAN FACILITIES

Article 3

PUBLIC TRANSPORTATION

Article 4

STREETS & ROADS

Article 8a

SUPPLEMENTAL INFORMATION REQUIRED OF TRANSIT CLAIMANTS (CCR 6632)

ATTACHED TO THIS CLAIM ARE SUBMITTED THE FOLLOWING DOCUMENTS: (initial yellow box all that apply)

Budget or proposed budget for the 2015/16 fiscal year.

Statement for prior year revenues and expenditures (projections acceptable).

Transit Efficiency Calculation: Complete Transit Efficiency Page of this Claim.

California Highway Patrol Certification pursuant to PUC 99251 (no claim may be approved unless accompanied by this certification). Date on this certification must be within 13 months of the proposed claim approval date.

STANDARD ASSURANCES FOR TRANSIT CLAIMANTS

CLAIMANT ASSURANCES: (initial yellow box all that apply)

A. Claimant certifies that it has submitted a satisfactory, independent fiscal audit, with required certification statement, to the RTPA and to the State Controller, pursuant to PUC 99245 and 21 Cal. Code of Regulations Section 6864 for the prior fiscal year (project year minus two). Claimant assures that this audit requirement will be completed for the current fiscal year (project year minus one).

B. Claimant certifies that it has submitted a State Controller Report, in conformance with the uniform system of accounts and records, to the RTPA, and to the State Controller, pursuant to PUC 99243, for the prior year (project year minus two). Beginning with the 1979-80 fiscal year, claimant assures that this report will be audited by an independent CPA. Claimant assures that this report will be completed for the current fiscal year (project year minus one)

C. Claimant certifies in accordance with PUC Section 99314.5(b) that it is not precluded by any contract entered into on or after June 28, 1979, from employing part-time drivers or contracting with common carriers of persons operating under a franchise or license. Claimant further certifies that no person who was a full-time employee on June 28, 1979, shall have his or her employment terminated or his or her regular hours of employment, excluding overtime, reduced by the operator as a result of it employing part-time drivers or contracting with such common carriers.

D. Claimant filing claim pursuant to PUC Section 99260 certifies that: (check one by entering "X" in yellow cell):

1. the current cost of its retirement system is fully funded with respect to the officers and employees of its public transportation system (PUC Section 99271a); or

2. the operator is implementing a plan approved by the transportation planning agency which will fully fund the retirement system for such officers and employees within 40 years (PUC Section 99271a); or

3. the operator has a private pension plan which sets aside and invests on a current basis funds sufficient to provide for the payment of future pension benefits and which is fully compliant with the requirements stated in PUC Sections 99272 and 99273

E. Claimant certifies that it is in compliance with PUC Section 99264 that it does not routinely staff, with two or more persons, a vehicle for public transportation purposes designed to be operated by one person.

F. Claimant certifies that it is making full use of federal funds available under the Urban Mass Transportation Act of 1964, as amended in accordance with Section 6754(a)(3).

G. Claimant certifies that this is in compliance with PUC Section 99155 that if it offers reduced fares to seniors, the same reduced rate is offered to disabled persons, handicapped persons, and disabled veterans and it honors the federal Medicare card for identification to receive reduced fares.

H. Claimant certifies that it is in compliance with PUC Section 99155.5 regarding dial-a-ride and paratransit services being accessible to handicapped persons and that the service is provided to persons without regard to vehicle ownership and place of residence.

The undersigned hereby certifies that the above statements are true and correct. Please print and sign after completing form

Authorized Signature: [Handwritten Signature]

Name/Title: Linda Taylor / Administrative Manager
Date: 10/22/2024

Enter Date: **10/22/2024**

Claimant Name: **City of Fresno**

PUBLIC AND SPECIALIZED TRANSPORTATION SERVICE FAREBOX CALCULATION FOR FISCAL YEAR: 2024/25

REQUIRED OPERATING/FAREBOX CALCULATIONS

General Transportation Service:

<ol style="list-style-type: none"> 1. Total Operating Expenses Minus Exclusions 2. Farebox Revenues 3. Other Local Support 4. Total Local Support (Adds Lines 2 + 3) 5. Farebox Revenue/Operating Expense Ratio (Line 2 Divided By Line 1) 6. Required Minimum Ratio Verification: Enter 1 for Urban, 2 for Rural 7. Total Local Support/Operating Expense Ratio (Line 4 Divided By Line 1) 8. Required Minimum Ratio Criteria: URBAN 20% RURAL 10% 	<div style="border: 1px solid black; padding: 2px; width: 20px; margin: 0 auto;">1</div>	<table border="1" style="width: 100%; border-collapse: collapse;"> <tr> <td style="text-align: right;">Operating Expenses:</td> <td style="text-align: right;">\$ 82,813,100.00</td> </tr> <tr> <td style="text-align: right;">Amount Excluded</td> <td style="text-align: right;">\$ 82,813,100.00</td> </tr> <tr> <td></td> <td style="text-align: right;">\$ 4,158,000.00</td> </tr> <tr> <td></td> <td style="text-align: right;">\$ 13,739,800.00</td> </tr> <tr> <td></td> <td style="text-align: right;">\$ 17,897,800.00</td> </tr> <tr> <td></td> <td style="text-align: right;">5%</td> </tr> <tr> <td style="text-align: center;">Meets Minimum Requirements</td> <td style="text-align: right;">20%</td> </tr> <tr> <td></td> <td style="text-align: right;">22%</td> </tr> <tr> <td></td> <td style="text-align: right;">20%</td> </tr> </table>	Operating Expenses:	\$ 82,813,100.00	Amount Excluded	\$ 82,813,100.00		\$ 4,158,000.00		\$ 13,739,800.00		\$ 17,897,800.00		5%	Meets Minimum Requirements	20%		22%		20%
Operating Expenses:	\$ 82,813,100.00																			
Amount Excluded	\$ 82,813,100.00																			
	\$ 4,158,000.00																			
	\$ 13,739,800.00																			
	\$ 17,897,800.00																			
	5%																			
Meets Minimum Requirements	20%																			
	22%																			
	20%																			

Elderly/Handicapped Service:

<ol style="list-style-type: none"> 1. Total Operating Expenses Minus Exclusions 2. Farebox Revenues 3. Other Local Support 4. Total Local Support (Adds Lines 2 + 3) 5. Farebox Revenue/Operating Expense Ratio (Line 2 Divided By Line 1) 6. Required Minimum Ratio Verification: 7. Total Local Support/Operating Expense Ratio (Line 4 Divided By Line 1) 8. Required Minimum Ratio Criteria: 10% 		<table border="1" style="width: 100%; border-collapse: collapse;"> <tr> <td style="text-align: right;">Operating Expenses:</td> <td style="text-align: right;">\$ -</td> </tr> <tr> <td style="text-align: right;">Amount Excluded</td> <td style="text-align: right;">\$ -</td> </tr> <tr> <td></td> <td style="text-align: right;">\$ -</td> </tr> <tr> <td></td> <td style="text-align: right;">\$ -</td> </tr> <tr> <td></td> <td style="text-align: right;">\$ -</td> </tr> <tr> <td></td> <td style="text-align: right;">0%</td> </tr> <tr> <td style="text-align: center;">Does Not Meet Minimum Requirements</td> <td style="text-align: right;">0%</td> </tr> <tr> <td></td> <td style="text-align: right;">0%</td> </tr> <tr> <td></td> <td style="text-align: right;">10%</td> </tr> </table>	Operating Expenses:	\$ -	Amount Excluded	\$ -		\$ -		\$ -		\$ -		0%	Does Not Meet Minimum Requirements	0%		0%		10%
Operating Expenses:	\$ -																			
Amount Excluded	\$ -																			
	\$ -																			
	\$ -																			
	\$ -																			
	0%																			
Does Not Meet Minimum Requirements	0%																			
	0%																			
	10%																			

Consolidated Transportation Service Agency:

<ol style="list-style-type: none"> 1. Total Operating Expenses Minus Exclusions 2. Farebox Revenues 3. Other Local Support 4. Total Local Support (Adds Lines 2 + 3) 5. Farebox Revenue/Operating Expense Ratio (Line 2 Divided By Line 1) 6. Required Minimum Ratio Verification: 7. Total Local Support/Operating Expense Ratio (Line 4 Divided By Line 1) 8. Required Minimum Ratio Criteria: Fares 10% Other Local Support 45% 		<table border="1" style="width: 100%; border-collapse: collapse;"> <tr> <td style="text-align: right;">Operating Expenses:</td> <td style="text-align: right;">\$ 7,438,724.00</td> </tr> <tr> <td style="text-align: right;">Amount Excluded</td> <td style="text-align: right;">\$ 7,438,724.00</td> </tr> <tr> <td></td> <td style="text-align: right;">\$ 5,167,308.00</td> </tr> <tr> <td></td> <td style="text-align: right;">\$ -</td> </tr> <tr> <td></td> <td style="text-align: right;">\$ 5,167,308.00</td> </tr> <tr> <td></td> <td style="text-align: right;">69%</td> </tr> <tr> <td></td> <td style="text-align: right;">0%</td> </tr> <tr> <td style="text-align: center;">Meets Minimum Requirements</td> <td style="text-align: right;">69%</td> </tr> <tr> <td></td> <td style="text-align: right;">55%</td> </tr> </table>	Operating Expenses:	\$ 7,438,724.00	Amount Excluded	\$ 7,438,724.00		\$ 5,167,308.00		\$ -		\$ 5,167,308.00		69%		0%	Meets Minimum Requirements	69%		55%
Operating Expenses:	\$ 7,438,724.00																			
Amount Excluded	\$ 7,438,724.00																			
	\$ 5,167,308.00																			
	\$ -																			
	\$ 5,167,308.00																			
	69%																			
	0%																			
Meets Minimum Requirements	69%																			
	55%																			

SUMMARY TOTALS:

		<table border="1" style="width: 100%; border-collapse: collapse;"> <tr> <td></td> <td style="text-align: right;">\$ 90,251,824.00</td> </tr> </table>		\$ 90,251,824.00			
	\$ 90,251,824.00						
<ol style="list-style-type: none"> 1. Total OF ALL Operating Expenses PLUS Exclusions 	<table border="1" style="width: 100%; border-collapse: collapse;"> <tr> <td style="text-align: right;">Total Operating Expenses:</td> <td style="text-align: right;">\$ 90,251,824.00</td> </tr> <tr> <td style="text-align: right;">Total Amount Excluded:</td> <td style="text-align: right;">\$ -</td> </tr> <tr> <td></td> <td style="text-align: right;">\$ 90,251,824.00</td> </tr> </table>	Total Operating Expenses:	\$ 90,251,824.00	Total Amount Excluded:	\$ -		\$ 90,251,824.00
Total Operating Expenses:	\$ 90,251,824.00						
Total Amount Excluded:	\$ -						
	\$ 90,251,824.00						

Must Agree With TOTAL, Project Detail Operator Tab:	\$ 85,839,600.00
2. Total of All Capital Projects:	\$ 85,839,600.00

Must Agree With CAPITAL PROJECTS, Project Detail Operator Tab:	\$ 176,091,424.00
3. GRAND TOTAL:	\$ 176,091,424.00

*Department of Transportation / FAX
Fiscal Year 2025 Operating Budget*

YTD Available Budget Report



Account Number	Account Desc	Original Budget	Transfers	Revised Budget	YTD Actuals	Enc/Req	Available	% Used
45 Transportation								
4602 Fresno Transit Operating - 43502								
4600-4602-4510-911-651101-45-0-0000-0000-	PermSal	676,700.00	0.00	676,700.00	161,617.52	0.00	515,082.48	23.88%
4600-4602-4510-911-651102-45-0-0000-0000-	PermFringe	10,800.00	0.00	10,800.00	2,547.95	0.00	8,252.05	23.59%
4600-4602-4510-911-651103-45-0-0000-0000-	EmpLvPO-NT	28,700.00	0.00	28,700.00	10,003.39	0.00	18,696.61	34.85%
4600-4602-4510-911-651104-45-0-0000-0000-	PermFr-HW	107,100.00	0.00	107,100.00	23,680.92	0.00	83,419.08	22.11%
4600-4602-4510-911-651105-45-0-0000-0000-	PermFr-L&D	3,000.00	0.00	3,000.00	884.98	0.00	2,115.02	29.50%
4600-4602-4510-911-651107-45-0-0000-0000-	PermFr-Emp	89,900.00	0.00	89,900.00	21,645.52	0.00	68,254.48	24.08%
4600-4602-4510-911-651109-45-0-0000-0000-	LvPO-Term	6,000.00	0.00	6,000.00	0.00	0.00	6,000.00	0.00%
4600-4602-4510-911-651301-45-0-0000-0000-	Overtime	0.00	0.00	0.00	1,922.19	0.00	(1,922.19)	100.00%
4600-4602-4510-911-651401-45-0-0000-0000-	Prem Pay	0.00	0.00	0.00	651.85	0.00	(651.85)	100.00%
4600-4602-4510-911-652302-45-0-0000-0000-	EmpPOblgBd	15,500.00	0.00	15,500.00	0.00	0.00	15,500.00	0.00%
4600-4602-4510-911-652403-45-0-0000-0000-	HRA Paymts	0.00	0.00	0.00	0.00	0.00	0.00	0.00%
4600-4602-4510-911-652601-45-0-0000-0000-	WrkrsComp	43,200.00	0.00	43,200.00	0.00	0.00	43,200.00	0.00%
4600-4602-4510-911-652901-45-0-0000-0000-	RecurVehAl	0.00	0.00	0.00	1,620.00	0.00	(1,620.00)	100.00%
4600-4602-4510-911-653302-45-0-0000-0000-	Consult-O	10,000.00	3,850.75	13,850.75	617.74	3,233.01	10,000.00	27.80%
4600-4602-4510-911-653303-45-0-0000-0000-	PR&Info	5,000.00	0.00	5,000.00	0.00	0.00	5,000.00	0.00%
4600-4602-4510-911-653304-45-0-0000-0000-	NonCon-OS	2,000.00	0.00	2,000.00	0.00	0.00	2,000.00	0.00%
4600-4602-4510-911-653306-45-0-0000-0000-	OutsdLegal	195,000.00	0.00	195,000.00	2,443.00	0.00	192,557.00	1.25%
4600-4602-4510-911-653402-45-0-0000-0000-	SpSvcsTech	15,000.00	0.00	15,000.00	2,808.00	0.00	12,192.00	18.72%
4600-4602-4510-911-653403-45-0-0000-0000-	Livescan	2,500.00	0.00	2,500.00	32.00	0.00	2,468.00	1.28%
4600-4602-4510-911-653404-45-0-0000-0000-	DrgAlcTest	70,000.00	0.00	70,000.00	24,434.25	0.00	45,565.75	34.91%
4600-4602-4510-911-654101-45-0-0000-0000-	Utilities	55,000.00	0.00	55,000.00	4,056.70	0.00	50,943.30	7.38%
4600-4602-4510-911-654301-45-0-0000-0000-	OSRpr-Bldg	135,000.00	1,095.44	136,095.44	34,840.00	74,975.44	26,280.00	80.69%
4600-4602-4510-911-654305-45-0-0000-0000-	OSRpr-Eq	1,500.00	454.20	1,954.20	90.00	454.20	1,410.00	27.84%
4600-4602-4510-911-654421-45-0-0000-0000-	EquipRent	75,000.00	0.00	75,000.00	13,290.00	0.00	61,710.00	17.72%
4600-4602-4510-911-655501-45-0-0000-0000-	Pmt&Bind	430,000.00	216,262.74	646,262.74	37,380.76	181,762.74	427,119.24	33.91%
4600-4602-4510-911-655801-45-0-0000-0000-	Training	3,500.00	0.00	3,500.00	0.00	0.00	3,500.00	0.00%
4600-4602-4510-911-655803-45-0-0000-0000-	Trvl&Conf	15,000.00	0.00	15,000.00	0.00	0.00	15,000.00	0.00%
4600-4602-4510-911-655804-45-0-0000-0000-	MiscSubsis	0.00	0.00	0.00	545.00	100.00	(645.00)	100.00%
4600-4602-4510-911-656101-45-0-0000-0000-	CithngPers	65,000.00	0.00	65,000.00	20,356.80	0.00	44,643.20	31.32%
4600-4602-4510-911-656102-45-0-0000-0000-	OffEq<300	2,500.00	0.00	2,500.00	0.00	0.00	2,500.00	0.00%
4600-4602-4510-911-656104-45-0-0000-0000-	Freight	1,000.00	0.00	1,000.00	20.72	0.00	979.28	2.10%
4600-4602-4510-911-656105-45-0-0000-0000-	SmTools	1,000.00	0.00	1,000.00	43.33	0.00	956.67	4.30%
4600-4602-4510-911-656106-45-0-0000-0000-	Postage	1,000.00	0.00	1,000.00	148.85	0.00	851.15	14.90%
4600-4602-4510-911-656107-45-0-0000-0000-	OffSupp	35,000.00	0.00	35,000.00	6,156.45	0.00	28,843.55	17.59%
4600-4602-4510-911-656108-45-0-0000-0000-	PhotoSupp	0.00	0.00	0.00	1,293.72	0.00	(1,293.72)	100.00%
4600-4602-4510-911-656112-45-0-0000-0000-	ClnJanSupp	17,400.00	0.00	17,400.00	3,574.22	0.00	13,825.78	20.54%
4600-4602-4510-911-656115-45-0-0000-0000-	M&P-Veh	2,500.00	0.00	2,500.00	0.00	0.00	2,500.00	0.00%
4600-4602-4510-911-656116-45-0-0000-0000-	M&P-Equip	10,000.00	0.00	10,000.00	0.00	0.00	10,000.00	0.00%
4600-4602-4510-911-656240-45-0-0000-0000-	OilLubrcnt	0.00	886.94	886.94	0.00	886.94	0.00	100.00%
4600-4602-4510-911-658005-45-0-0000-0000-	MiscExpend	10,000.00	0.00	10,000.00	3,076.23	0.00	6,923.77	30.76%
4600-4602-4510-911-658010-45-0-0000-0000-	TaxBndPrem	90,000.00	0.00	90,000.00	23,254.10	0.00	66,745.90	25.84%
4600-4602-4510-911-658017-45-0-0000-0000-	Subscr&Pub	1,000.00	0.00	1,000.00	0.00	0.00	1,000.00	0.00%

YTD Available Budget Report



4600-4602-4510-911-658039-45-0-0000-0000-	Recruitmnt	1,000.00	0.00	1,000.00	0.00	0.00	1,000.00	0.00%
4600-4602-4510-911-757411-45-0-0000-0000-	NewMach&Eq	2,500.00	0.00	2,500.00	0.00	13,738.78	(11,238.78)	*549.56%
4600-4602-4510-911-757413-45-0-0000-0000-	Equipment	0.00	0.00	0.00	641.68	0.00	(641.68)	100.00%
4600-4602-4510-911-859101-45-0-0000-0000-	VarID toGF	550,000.00	0.00	550,000.00	81,961.89	0.00	468,038.11	14.90%
4600-4602-4510-911-859105-45-0-0000-0000-	Purch-Var	2,700.00	0.00	2,700.00	0.00	0.00	2,700.00	0.00%
4600-4602-4510-911-859201-45-0-0000-0000-	CostAlloc	85,500.00	0.00	85,500.00	0.00	0.00	85,500.00	0.00%
4600-4602-4510-911-859304-45-0-0000-0000-	PropSiflins	16,500.00	0.00	16,500.00	0.00	0.00	16,500.00	0.00%
4600-4602-4510-911-859305-45-0-0000-0000-	LiabSiflins	800.00	0.00	800.00	0.00	0.00	800.00	0.00%
4600-4602-4510-911-859306-45-0-0000-0000-	MsngnMlCop	44,900.00	0.00	44,900.00	11,894.45	0.00	33,005.55	26.49%
4600-4602-4510-911-859322-45-0-0000-0000-	FltSvccs	280,300.00	0.00	280,300.00	47,301.62	0.00	232,998.38	16.88%
4600-4602-4510-911-859324-45-0-0000-0000-	FltSpProjs	2,200.00	0.00	2,200.00	0.00	0.00	2,200.00	0.00%
4600-4602-4510-911-859325-45-0-0000-0000-	FltFuel	149,700.00	0.00	149,700.00	31,220.35	0.00	118,479.65	20.86%
4600-4602-4510-911-859326-45-0-0000-0000-	FltPoolVeh	2,000.00	0.00	2,000.00	0.00	0.00	2,000.00	0.00%
4600-4602-4510-911-859331-45-0-0000-0000-	Telephone	22,700.00	0.00	22,700.00	1,951.63	0.00	20,748.37	8.60%
4600-4602-4510-911-859334-45-0-0000-0000-	InfSysSvc	94,500.00	0.00	94,500.00	0.00	0.00	94,500.00	0.00%
4600-4602-4510-911-859335-45-0-0000-0000-	InfSysEq	104,500.00	0.00	104,500.00	0.00	0.00	104,500.00	0.00%
4600-4602-4510-911-859336-45-0-0000-0000-	ERPRplcmt	4,500.00	0.00	4,500.00	0.00	0.00	4,500.00	0.00%
4600-4602-4510-911-859337-45-0-0000-0000-	NtwrkRplc	28,600.00	0.00	28,600.00	0.00	0.00	28,600.00	0.00%
4600-4602-4510-911-859338-45-0-0000-0000-	RplcLsComp	15,200.00	0.00	15,200.00	0.00	0.00	15,200.00	0.00%
4600-4602-4510-911-859341-45-0-0000-0000-	RFCommFixd	87,700.00	0.00	87,700.00	0.00	0.00	87,700.00	0.00%
4600-4602-4510-912-651101-45-0-0000-0000-	PermSal	13,478,600.00	0.00	13,478,600.00	2,948,472.09	0.00	10,530,127.91	21.88%
4600-4602-4510-912-651102-45-0-0000-0000-	PermFringe	334,400.00	0.00	334,400.00	93,933.62	0.00	240,466.38	28.09%
4600-4602-4510-912-651103-45-0-0000-0000-	EmplVPO-NT	124,500.00	0.00	124,500.00	70,899.76	0.00	53,600.24	56.95%
4600-4602-4510-912-651104-45-0-0000-0000-	PermFr-HW	2,569,100.00	0.00	2,569,100.00	584,853.95	0.00	1,984,246.05	22.76%
4600-4602-4510-912-651105-45-0-0000-0000-	PermFr-L&D	12,000.00	0.00	12,000.00	2,692.89	0.00	9,307.11	22.44%
4600-4602-4510-912-651107-45-0-0000-0000-	PermFr-Emp	1,668,300.00	0.00	1,668,300.00	374,502.46	0.00	1,293,797.54	22.45%
4600-4602-4510-912-651109-45-0-0000-0000-	LvPO-Term	41,100.00	0.00	41,100.00	0.00	0.00	41,100.00	0.00%
4600-4602-4510-912-651301-45-0-0000-0000-	Overtime	1,345,100.00	0.00	1,345,100.00	796,812.58	0.00	548,287.42	59.24%
4600-4602-4510-912-651401-45-0-0000-0000-	Prem Pay	56,000.00	0.00	56,000.00	24,496.79	0.00	31,503.21	43.74%
4600-4602-4510-912-652302-45-0-0000-0000-	EmpPObligBd	295,200.00	0.00	295,200.00	0.00	0.00	295,200.00	0.00%
4600-4602-4510-912-652601-45-0-0000-0000-	WrkrsComp	1,640,500.00	0.00	1,640,500.00	0.00	0.00	1,640,500.00	0.00%
4600-4602-4510-912-653403-45-0-0000-0000-	Livescan	2,000.00	0.00	2,000.00	416.00	0.00	1,584.00	20.80%
4600-4602-4510-912-654101-45-0-0000-0000-	Utilities	70,000.00	0.00	70,000.00	16,682.22	0.00	53,317.78	23.83%
4600-4602-4510-912-656240-45-0-0000-0000-	OilLubrcnt	170,000.00	0.00	170,000.00	17,951.62	0.00	152,048.38	10.56%
4600-4602-4510-912-656262-45-0-0000-0000-	AltFuel	3,020,000.00	0.00	3,020,000.00	483,033.21	0.00	2,536,966.79	15.99%
4600-4602-4510-912-859105-45-0-0000-0000-	Purch-Var	400.00	0.00	400.00	0.00	0.00	400.00	0.00%
4600-4602-4510-912-859201-45-0-0000-0000-	CostAlloc	512,600.00	0.00	512,600.00	0.00	0.00	512,600.00	0.00%
4600-4602-4510-912-859304-45-0-0000-0000-	PropSiflins	158,000.00	0.00	158,000.00	0.00	0.00	158,000.00	0.00%
4600-4602-4510-912-859305-45-0-0000-0000-	LiabSiflins	3,100,200.00	0.00	3,100,200.00	0.00	0.00	3,100,200.00	0.00%
4600-4602-4510-912-859331-45-0-0000-0000-	Telephone	6,900.00	0.00	6,900.00	4,920.20	0.00	1,979.80	71.30%
4600-4602-4510-912-859334-45-0-0000-0000-	InfSysSvc	17,400.00	0.00	17,400.00	0.00	0.00	17,400.00	0.00%
4600-4602-4510-912-859335-45-0-0000-0000-	InfSysEq	75,400.00	0.00	75,400.00	0.00	0.00	75,400.00	0.00%
4600-4602-4510-912-859336-45-0-0000-0000-	ERPRplcmt	103,000.00	0.00	103,000.00	0.00	0.00	103,000.00	0.00%
4600-4602-4520-920-652601-45-0-0000-0000-	WrkrsComp	160,700.00	0.00	160,700.00	0.00	0.00	160,700.00	0.00%
4600-4602-4520-920-859120-45-0-0000-0000-	FacRprRplE	1,500.00	0.00	1,500.00	0.00	0.00	1,500.00	0.00%
4600-4602-4520-920-859201-45-0-0000-0000-	CostAlloc	47,100.00	0.00	47,100.00	0.00	0.00	47,100.00	0.00%
4600-4602-4520-920-859304-45-0-0000-0000-	PropSiflins	68,900.00	0.00	68,900.00	0.00	0.00	68,900.00	0.00%

YTD Available Budget Report



4600-4602-4520-920-859305-45-0-0000-0000-	LiabSfflins	12,500.00	0.00	12,500.00	0.00	0.00	12,500.00	0.00%
4600-4602-4520-920-859306-45-0-0000-0000-	MsngrMlCop	100.00	0.00	100.00	0.00	0.00	100.00	0.00%
4600-4602-4520-920-859309-45-0-0000-0000-	FacMgmtChg	802,600.00	0.00	802,600.00	0.00	0.00	802,600.00	0.00%
4600-4602-4520-920-859322-45-0-0000-0000-	FltSvcs	245,800.00	0.00	245,800.00	5,176.29	0.00	240,623.71	2.11%
4600-4602-4520-920-859324-45-0-0000-0000-	FltSpProjs	23,000.00	0.00	23,000.00	6,851.69	0.00	16,148.31	29.79%
4600-4602-4520-920-859325-45-0-0000-0000-	FltFuel	52,000.00	0.00	52,000.00	3,495.92	0.00	48,504.08	6.72%
4600-4602-4520-920-859326-45-0-0000-0000-	FltPoolVeh	0.00	0.00	0.00	431.88	0.00	(431.88)	100.00%
4600-4602-4520-920-859331-45-0-0000-0000-	Telephone	400.00	0.00	400.00	24.69	0.00	375.31	6.25%
4600-4602-4520-920-859334-45-0-0000-0000-	InfSysSvc	79,200.00	0.00	79,200.00	0.00	0.00	79,200.00	0.00%
4600-4602-4520-920-859335-45-0-0000-0000-	InfSysEq	104,900.00	0.00	104,900.00	0.00	0.00	104,900.00	0.00%
4600-4602-4520-920-859336-45-0-0000-0000-	ERPRplcmt	49,000.00	0.00	49,000.00	0.00	0.00	49,000.00	0.00%
4600-4602-4520-920-859337-45-0-0000-0000-	NtwrkRplc	23,300.00	0.00	23,300.00	0.00	0.00	23,300.00	0.00%
4600-4602-4520-921-859201-45-0-0000-0000-	CostAlloc	139,900.00	0.00	139,900.00	0.00	0.00	139,900.00	0.00%
4600-4602-4520-922-859201-45-0-0000-0000-	CostAlloc	44,500.00	0.00	44,500.00	0.00	0.00	44,500.00	0.00%
4600-4602-4520-922-859322-45-0-0000-0000-	FltSvcs	0.00	0.00	0.00	43,215.81	0.00	(43,215.81)	100.00%
4600-4602-4520-922-859325-45-0-0000-0000-	FltFuel	24,600.00	0.00	24,600.00	30,698.22	0.00	(6,098.22)	*124.79%
4600-4602-4520-922-859326-45-0-0000-0000-	FltPoolVeh	0.00	0.00	0.00	244.02	0.00	(244.02)	100.00%
4600-4602-4520-922-859331-45-0-0000-0000-	Telephone	4,700.00	0.00	4,700.00	261.53	0.00	4,438.47	5.57%
4600-4602-4530-930-6511101-45-0-0000-0000-	PermSal	1,988,300.00	0.00	1,988,300.00	585,187.35	0.00	1,403,112.65	29.43%
4600-4602-4530-930-6511102-45-0-0000-0000-	PermFringe	33,600.00	0.00	33,600.00	10,658.91	0.00	22,941.09	31.72%
4600-4602-4530-930-6511103-45-0-0000-0000-	EmpLvPO-NT	57,500.00	0.00	57,500.00	22,629.38	0.00	34,870.62	39.35%
4600-4602-4530-930-6511104-45-0-0000-0000-	PermFr-HW	304,200.00	0.00	304,200.00	87,850.08	0.00	216,349.92	28.88%
4600-4602-4530-930-6511105-45-0-0000-0000-	PermFr-L&D	11,300.00	0.00	11,300.00	2,544.49	0.00	8,755.51	22.51%
4600-4602-4530-930-6511107-45-0-0000-0000-	PermFr-Emp	255,500.00	0.00	255,500.00	69,865.77	0.00	185,634.23	27.34%
4600-4602-4530-930-651109-45-0-0000-0000-	LvPO-Term	20,100.00	0.00	20,100.00	0.00	0.00	20,100.00	0.00%
4600-4602-4530-930-651301-45-0-0000-0000-	Overtime	0.00	0.00	0.00	6,943.71	0.00	(6,943.71)	100.00%
4600-4602-4530-930-651401-45-0-0000-0000-	Prem Pay	0.00	0.00	0.00	3,864.77	0.00	(3,864.77)	100.00%
4600-4602-4530-930-652302-45-0-0000-0000-	EmpPObligBd	43,000.00	0.00	43,000.00	0.00	0.00	43,000.00	0.00%
4600-4602-4530-930-652403-45-0-0000-0000-	HRA Paymts	5,500.00	0.00	5,500.00	1,591.90	0.00	3,908.10	28.95%
4600-4602-4530-930-652601-45-0-0000-0000-	WrkrsComp	4,700.00	0.00	4,700.00	0.00	0.00	4,700.00	0.00%
4600-4602-4530-930-652901-45-0-0000-0000-	RecurVehAl	14,000.00	0.00	14,000.00	1,485.00	0.00	12,515.00	10.61%
4600-4602-4530-930-653302-45-0-0000-0000-	Consult-O	50,000.00	30,562.95	80,562.95	1,597.81	28,965.14	50,000.00	37.94%
4600-4602-4530-930-653303-45-0-0000-0000-	PR&Info	1,500.00	8,455.49	9,955.49	735.00	8,455.49	765.00	92.32%
4600-4602-4530-930-653306-45-0-0000-0000-	OutsdLegal	5,800.00	0.00	5,800.00	27,045.25	0.00	(21,245.25)	*466.29%
4600-4602-4530-930-653402-45-0-0000-0000-	SpSvcsTech	25,000.00	0.00	25,000.00	4,991.89	0.00	20,008.11	19.97%
4600-4602-4530-930-654101-45-0-0000-0000-	Utilities	857,600.00	0.00	857,600.00	0.00	0.00	857,600.00	0.00%
4600-4602-4530-930-654102-45-0-0000-0000-	Ut-Electrc	0.00	0.00	0.00	295,641.13	0.00	(295,641.13)	100.00%
4600-4602-4530-930-654103-45-0-0000-0000-	Ut-GasChgs	0.00	0.00	0.00	0.00	0.00	0.00	0.00%
4600-4602-4530-930-654241-45-0-0000-0000-	LndscMaint	0.00	0.00	0.00	319.70	0.00	(319.70)	100.00%
4600-4602-4530-930-654301-45-0-0000-0000-	OSRpr-Bldg	2,500.00	0.00	2,500.00	0.00	0.00	2,500.00	0.00%
4600-4602-4530-930-654305-45-0-0000-0000-	OSRpr-Eq	1,000.00	0.00	1,000.00	0.00	0.00	1,000.00	0.00%
4600-4602-4530-930-654501-45-0-0000-0000-	Bldg&Impvt	1,000.00	0.00	1,000.00	0.00	0.00	1,000.00	0.00%
4600-4602-4530-930-655501-45-0-0000-0000-	Pmt&Bind	2,500.00	0.00	2,500.00	0.00	0.00	2,500.00	0.00%
4600-4602-4530-930-655801-45-0-0000-0000-	Training	5,000.00	0.00	5,000.00	1,255.20	0.00	3,744.80	25.10%
4600-4602-4530-930-655803-45-0-0000-0000-	Trvl&Conf	25,000.00	0.00	25,000.00	9,821.02	0.00	15,178.98	39.28%
4600-4602-4530-930-655804-45-0-0000-0000-	MiscSubsis	0.00	0.00	0.00	2,877.63	0.00	(2,877.63)	100.00%
4600-4602-4530-930-656101-45-0-0000-0000-	ClthngPers	3,500.00	0.00	3,500.00	279.76	0.00	3,220.24	8.00%

YTD Available Budget Report



4600-4602-4530-930-656102-45-0-0000-0000-	OffEq<300	3,000.00	0.00	3,000.00	250.87	0.00	2,749.13	8.37%
4600-4602-4530-930-656106-45-0-0000-0000-	Postage	0.00	0.00	0.00	96.28	0.00	(96.28)	100.00%
4600-4602-4530-930-656107-45-0-0000-0000-	OffSupp	30,000.00	0.00	30,000.00	7,164.54	0.00	22,835.46	23.88%
4600-4602-4530-930-656110-45-0-0000-0000-	CompSoftw	2,500.00	0.00	2,500.00	0.00	0.00	2,500.00	0.00%
4600-4602-4530-930-656112-45-0-0000-0000-	ClnJanSupp	4,000.00	0.00	4,000.00	227.21	0.00	3,772.79	5.68%
4600-4602-4530-930-656116-45-0-0000-0000-	M&P-Equip	1,000.00	0.00	1,000.00	1,893.63	0.00	(893.63)	*189.40%
4600-4602-4530-930-656123-45-0-0000-0000-	M&P-Bld&lm	1,000.00	0.00	1,000.00	3,649.57	0.00	(2,649.57)	*365.00%
4600-4602-4530-930-658004-45-0-0000-0000-	SpProjects	0.00	25,650.11	25,650.11	40,029.28	69,825.83	(84,205.00)	*428.28%
4600-4602-4530-930-658005-45-0-0000-0000-	MiscExpend	4,000.00	0.00	4,000.00	565.04	0.00	3,434.96	14.13%
4600-4602-4530-930-658016-45-0-0000-0000-	Mmbr&Dues	50,000.00	0.00	50,000.00	950.00	0.00	49,050.00	1.90%
4600-4602-4530-930-658017-45-0-0000-0000-	Subscr&Pub	2,500.00	0.00	2,500.00	200.00	0.00	2,300.00	8.00%
4600-4602-4530-930-658022-45-0-0000-0000-	Transverse	597,000.00	0.00	597,000.00	0.00	0.00	597,000.00	0.00%
4600-4602-4530-930-757411-45-0-0000-0000-	NewMach&Eq	0.00	0.00	0.00	1,929.48	0.00	(1,929.48)	100.00%
4600-4602-4530-930-757431-45-0-0000-0000-	Furn&Fixt	1,000.00	0.00	1,000.00	6,739.89	0.00	(5,739.89)	*674.00%
4600-4602-4530-930-757610-45-0-0000-0000-	SAASLease	0.00	0.00	0.00	0.00	0.00	0.00	0.00%
4600-4602-4530-930-859105-45-0-0000-0000-	Purch-Var	1,200.00	0.00	1,200.00	0.00	0.00	1,200.00	0.00%
4600-4602-4530-930-859116-45-0-0000-0000-	EquipUsage	0.00	0.00	0.00	0.00	0.00	0.00	0.00%
4600-4602-4530-930-859117-45-0-0000-0000-	Overhead	0.00	0.00	0.00	0.00	0.00	0.00	0.00%
4600-4602-4530-930-859201-45-0-0000-0000-	CostAlloc	412,400.00	0.00	412,400.00	0.00	0.00	412,400.00	0.00%
4600-4602-4530-930-859304-45-0-0000-0000-	PropSflns	40,200.00	0.00	40,200.00	0.00	0.00	40,200.00	0.00%
4600-4602-4530-930-859306-45-0-0000-0000-	MsngrMlCop	15,300.00	0.00	15,300.00	2,105.79	0.00	13,194.21	13.76%
4600-4602-4530-930-859322-45-0-0000-0000-	FltSvcs	14,400.00	0.00	14,400.00	1,130.05	0.00	13,269.95	7.85%
4600-4602-4530-930-859325-45-0-0000-0000-	FltFuel	7,200.00	0.00	7,200.00	544.80	0.00	6,655.20	7.57%
4600-4602-4530-930-859331-45-0-0000-0000-	Telephone	41,200.00	0.00	41,200.00	2,567.81	0.00	38,632.19	6.23%
4600-4602-4530-930-859333-45-0-0000-0000-	10C/X Chg	0.00	0.00	0.00	9,538.24	0.00	(9,538.24)	100.00%
4600-4602-4530-930-859334-45-0-0000-0000-	InfSysSvc	138,200.00	0.00	138,200.00	0.00	0.00	138,200.00	0.00%
4600-4602-4530-930-859335-45-0-0000-0000-	InfSysEq	174,000.00	0.00	174,000.00	0.00	0.00	174,000.00	0.00%
4600-4602-4530-930-859336-45-0-0000-0000-	ERPRplcmt	16,800.00	0.00	16,800.00	0.00	0.00	16,800.00	0.00%
4600-4602-4530-930-859337-45-0-0000-0000-	NtwrkRpic	41,000.00	0.00	41,000.00	0.00	0.00	41,000.00	0.00%
4600-4602-4530-930-859338-45-0-0000-0000-	RplcLsComp	33,300.00	0.00	33,300.00	0.00	0.00	33,300.00	0.00%
4600-4602-4530-930-859339-45-0-0000-0000-	311FixdChg	10,700.00	0.00	10,700.00	0.00	0.00	10,700.00	0.00%
4600-4602-4530-930-859340-45-0-0000-0000-	ISD EmpChg	1,003,200.00	0.00	1,003,200.00	0.00	0.00	1,003,200.00	0.00%
4600-4602-4530-931-658004-45-0-0000-0000-	SpProjects	2,000,500.00	754,726.00	2,755,226.00	61,989.00	1,411,885.60	1,281,351.40	53.49%
4600-4602-4530-931-859105-45-0-0000-0000-	Purch-Var	400.00	0.00	400.00	0.00	0.00	400.00	0.00%
4600-4602-4530-931-859201-45-0-0000-0000-	CostAlloc	8,700.00	0.00	8,700.00	0.00	0.00	8,700.00	0.00%
4600-4602-4540-940-651101-45-0-0000-0000-	PermSal	145,400.00	0.00	145,400.00	37,294.16	0.00	108,105.84	25.65%
4600-4602-4540-940-651102-45-0-0000-0000-	PermFringe	2,100.00	0.00	2,100.00	527.80	0.00	1,572.20	25.14%
4600-4602-4540-940-651103-45-0-0000-0000-	EmpLvPO-NT	200.00	0.00	200.00	0.00	0.00	200.00	0.00%
4600-4602-4540-940-651104-45-0-0000-0000-	PermFr-HW	37,800.00	0.00	37,800.00	9,450.00	0.00	28,350.00	25.00%
4600-4602-4540-940-651107-45-0-0000-0000-	PermFr-Emp	18,300.00	0.00	18,300.00	4,516.55	0.00	13,783.45	24.68%
4600-4602-4540-940-651109-45-0-0000-0000-	LvPO-Term	1,300.00	0.00	1,300.00	0.00	0.00	1,300.00	0.00%
4600-4602-4540-940-651301-45-0-0000-0000-	Overtime	0.00	0.00	0.00	132.51	0.00	(132.51)	100.00%
4600-4602-4540-940-651401-45-0-0000-0000-	Prem Pay	0.00	0.00	0.00	323.05	0.00	(323.05)	100.00%
4600-4602-4540-940-652302-45-0-0000-0000-	EmpPObligBd	4,400.00	0.00	4,400.00	0.00	0.00	4,400.00	0.00%
4600-4602-4540-940-652601-45-0-0000-0000-	WrkrsComp	13,000.00	0.00	13,000.00	0.00	0.00	13,000.00	0.00%
4600-4602-4540-940-653402-45-0-0000-0000-	SpSvcsTech	500.00	0.00	500.00	0.00	0.00	500.00	0.00%
4600-4602-4540-940-653403-45-0-0000-0000-	Livescan	500.00	0.00	500.00	0.00	0.00	500.00	0.00%

YTD Available Budget Report



4600-4602-4540-940-654101-45-0-0000-0000-	Utilities	25,700.00	0.00	25,700.00	0.00	0.00	25,700.00	0.00%
4600-4602-4540-940-654102-45-0-0000-0000-	Ut-Electrc	0.00	0.00	0.00	6,772.68	0.00	(6,772.68)	100.00%
4600-4602-4540-940-654301-45-0-0000-0000-	OSRpr-Bldg	1,000.00	0.00	1,000.00	226.00	0.00	774.00	22.60%
4600-4602-4540-940-654303-45-0-0000-0000-	SvcCnOffEq	1,500.00	0.00	1,500.00	0.00	0.00	1,500.00	0.00%
4600-4602-4540-940-654306-45-0-0000-0000-	SecuritySvc	52,000.00	0.00	52,000.00	0.00	0.00	52,000.00	0.00%
4600-4602-4540-940-655803-45-0-0000-0000-	Trvl&Conf	1,000.00	0.00	1,000.00	0.00	0.00	1,000.00	0.00%
4600-4602-4540-940-656102-45-0-0000-0000-	OffEq<300	1,000.00	0.00	1,000.00	0.00	0.00	1,000.00	0.00%
4600-4602-4540-940-656107-45-0-0000-0000-	OffSupp	3,000.00	0.00	3,000.00	419.96	0.00	2,580.04	14.00%
4600-4602-4540-940-656116-45-0-0000-0000-	M&P-Equip	0.00	0.00	0.00	0.00	0.00	0.00	0.00%
4600-4602-4540-940-656123-45-0-0000-0000-	M&P-Bld&lm	0.00	0.00	0.00	430.49	0.00	(430.49)	100.00%
4600-4602-4540-940-658005-45-0-0000-0000-	MiscExpend	1,000.00	0.00	1,000.00	0.00	0.00	1,000.00	0.00%
4600-4602-4540-940-859201-45-0-0000-0000-	CostAlloc	9,300.00	0.00	9,300.00	0.00	0.00	9,300.00	0.00%
4600-4602-4540-940-859331-45-0-0000-0000-	Telephone	2,400.00	0.00	2,400.00	473.84	0.00	1,926.16	19.75%
4600-4602-4540-940-859334-45-0-0000-0000-	InfSysSvc	20,900.00	0.00	20,900.00	0.00	0.00	20,900.00	0.00%
4600-4602-4540-940-859335-45-0-0000-0000-	InfSysEq	21,600.00	0.00	21,600.00	0.00	0.00	21,600.00	0.00%
4600-4602-4540-940-859336-45-0-0000-0000-	ERPRpicmt	2,000.00	0.00	2,000.00	0.00	0.00	2,000.00	0.00%
4600-4602-4540-940-859337-45-0-0000-0000-	NtwrkRpic	6,300.00	0.00	6,300.00	0.00	0.00	6,300.00	0.00%
4600-4602-4540-940-859338-45-0-0000-0000-	RpicLsComp	3,300.00	0.00	3,300.00	0.00	0.00	3,300.00	0.00%
4600-4602-4540-942-651101-45-0-0000-0000-	PermSal	102,200.00	0.00	102,200.00	26,414.72	0.00	75,785.28	25.85%
4600-4602-4540-942-651102-45-0-0000-0000-	PermFringe	1,500.00	0.00	1,500.00	370.75	0.00	1,129.25	24.73%
4600-4602-4540-942-651103-45-0-0000-0000-	EmpLvPO-NT	1,000.00	0.00	1,000.00	181.16	0.00	818.84	18.10%
4600-4602-4540-942-651104-45-0-0000-0000-	PermFr-HW	25,200.00	0.00	25,200.00	6,300.00	0.00	18,900.00	25.00%
4600-4602-4540-942-651107-45-0-0000-0000-	PermFr-Emp	12,800.00	0.00	12,800.00	3,210.06	0.00	9,589.94	25.08%
4600-4602-4540-942-651109-45-0-0000-0000-	LvPO-Term	900.00	0.00	900.00	0.00	0.00	900.00	0.00%
4600-4602-4540-942-651201-45-0-0000-0000-	NPrmSal	0.00	0.00	0.00	545.49	0.00	(545.49)	100.00%
4600-4602-4540-942-651202-45-0-0000-0000-	NPrmFringe	0.00	0.00	0.00	41.73	0.00	(41.73)	100.00%
4600-4602-4540-942-651301-45-0-0000-0000-	Overtime	0.00	0.00	0.00	0.00	0.00	0.00	0.00%
4600-4602-4540-942-651401-45-0-0000-0000-	Prem Pay	0.00	0.00	0.00	323.05	0.00	(323.05)	100.00%
4600-4602-4540-942-652302-45-0-0000-0000-	EmpPObligBd	2,900.00	0.00	2,900.00	0.00	0.00	2,900.00	0.00%
4600-4602-4540-942-653402-45-0-0000-0000-	SpSvcsTech	500.00	0.00	500.00	0.00	0.00	500.00	0.00%
4600-4602-4540-942-653407-45-0-0000-0000-	ConTransp	5,400,000.00	0.00	5,400,000.00	1,231,285.10	568,714.90	3,600,000.00	33.33%
4600-4602-4540-942-654301-45-0-0000-0000-	OSRpr-Bldg	4,000.00	0.00	4,000.00	136.00	0.00	3,864.00	3.40%
4600-4602-4540-942-654303-45-0-0000-0000-	SvcCnOffEq	9,000.00	0.00	9,000.00	0.00	0.00	9,000.00	0.00%
4600-4602-4540-942-654501-45-0-0000-0000-	Bldg&Impvt	3,000.00	0.00	3,000.00	0.00	0.00	3,000.00	0.00%
4600-4602-4540-942-655501-45-0-0000-0000-	Prnt&Bind	2,000.00	0.00	2,000.00	0.00	0.00	2,000.00	0.00%
4600-4602-4540-942-655801-45-0-0000-0000-	Training	1,000.00	0.00	1,000.00	0.00	0.00	1,000.00	0.00%
4600-4602-4540-942-655803-45-0-0000-0000-	Trvl&Conf	500.00	0.00	500.00	0.00	0.00	500.00	0.00%
4600-4602-4540-942-656102-45-0-0000-0000-	OffEq<300	500.00	0.00	500.00	0.00	0.00	500.00	0.00%
4600-4602-4540-942-656107-45-0-0000-0000-	OffSupp	3,500.00	0.00	3,500.00	1,200.37	0.00	2,299.63	34.29%
4600-4602-4540-942-656123-45-0-0000-0000-	M&P-Bld&lm	0.00	0.00	0.00	1,371.80	0.00	(1,371.80)	100.00%
4600-4602-4540-942-658005-45-0-0000-0000-	MiscExpend	1,000.00	0.00	1,000.00	0.00	0.00	1,000.00	0.00%
4600-4602-4540-942-859105-45-0-0000-0000-	Purch-Var	400.00	0.00	400.00	0.00	0.00	400.00	0.00%
4600-4602-4540-942-859201-45-0-0000-0000-	CostAlloc	47,700.00	0.00	47,700.00	0.00	0.00	47,700.00	0.00%
4600-4602-4540-942-859322-45-0-0000-0000-	FitSvcs	21,700.00	0.00	21,700.00	1,952.51	0.00	19,747.49	9.00%
4600-4602-4540-942-859324-45-0-0000-0000-	FitSpProjs	2,800.00	0.00	2,800.00	542.80	0.00	2,257.20	19.39%
4600-4602-4540-942-859325-45-0-0000-0000-	FitFuel	779,400.00	0.00	779,400.00	196,414.45	0.00	582,985.55	25.20%
4600-4602-4540-942-859334-45-0-0000-0000-	InfSysSvc	34,600.00	0.00	34,600.00	0.00	0.00	34,600.00	0.00%

YTD Available Budget Report



4600-4602-4540-942-859335-45-0-0000-0000-	InfSysEq	34,500.00	0.00	34,500.00	0.00	0.00	34,500.00	0.00%
4600-4602-4540-942-859336-45-0-0000-0000-	ERPRplcmt	1,400.00	0.00	1,400.00	0.00	0.00	1,400.00	0.00%
4600-4602-4540-942-859337-45-0-0000-0000-	NtwrkRplic	10,400.00	0.00	10,400.00	0.00	0.00	10,400.00	0.00%
4600-4602-4540-942-859338-45-0-0000-0000-	RpicLsComp	5,500.00	0.00	5,500.00	0.00	0.00	5,500.00	0.00%
4600-4602-4540-943-651101-45-0-0000-0000-	PermSal	41,400.00	0.00	41,400.00	10,806.92	0.00	30,593.08	26.10%
4600-4602-4540-943-651102-45-0-0000-0000-	PermFringe	600.00	0.00	600.00	162.30	0.00	437.70	27.00%
4600-4602-4540-943-651103-45-0-0000-0000-	EmpLvPO-NT	200.00	0.00	200.00	0.00	0.00	200.00	0.00%
4600-4602-4540-943-651104-45-0-0000-0000-	PermFr-HW	12,600.00	0.00	12,600.00	3,150.00	0.00	9,450.00	25.00%
4600-4602-4540-943-651107-45-0-0000-0000-	PermFr-Emp	5,200.00	0.00	5,200.00	1,335.97	0.00	3,864.03	25.69%
4600-4602-4540-943-651109-45-0-0000-0000-	LvPO-Term	400.00	0.00	400.00	0.00	0.00	400.00	0.00%
4600-4602-4540-943-651301-45-0-0000-0000-	Overtime	0.00	0.00	0.00	63.68	0.00	(63.68)	100.00%
4600-4602-4540-943-651401-45-0-0000-0000-	Prem Pay	0.00	0.00	0.00	323.05	0.00	(323.05)	100.00%
4600-4602-4540-943-859201-45-0-0000-0000-	CostAlloc	1,400.00	0.00	1,400.00	0.00	0.00	1,400.00	0.00%
4600-4602-4540-943-859334-45-0-0000-0000-	InfSysSvc	100.00	0.00	100.00	0.00	0.00	100.00	0.00%
4600-4602-4540-943-859335-45-0-0000-0000-	InfSysEq	500.00	0.00	500.00	0.00	0.00	500.00	0.00%
4600-4602-4540-943-859336-45-0-0000-0000-	ERPRplcmt	700.00	0.00	700.00	0.00	0.00	700.00	0.00%
4600-4602-4550-950-859201-45-0-0000-0000-	CostAlloc	3,700.00	0.00	3,700.00	0.00	0.00	3,700.00	0.00%
4600-4602-4550-950-859334-45-0-0000-0000-	InfSysSvc	21,100.00	0.00	21,100.00	0.00	0.00	21,100.00	0.00%
4600-4602-4550-950-859335-45-0-0000-0000-	InfSysEq	21,700.00	0.00	21,700.00	0.00	0.00	21,700.00	0.00%
4600-4602-4550-950-859336-45-0-0000-0000-	ERPRplcmt	2,000.00	0.00	2,000.00	0.00	0.00	2,000.00	0.00%
4600-4602-4550-950-859337-45-0-0000-0000-	NtwrkRplic	6,300.00	0.00	6,300.00	0.00	0.00	6,300.00	0.00%
4600-4602-4550-950-859338-45-0-0000-0000-	RpicLsComp	3,300.00	0.00	3,300.00	0.00	0.00	3,300.00	0.00%
4600-4602-4550-952-859201-45-0-0000-0000-	CostAlloc	19,600.00	0.00	19,600.00	0.00	0.00	19,600.00	0.00%
4600-4602-4550-952-859331-45-0-0000-0000-	Telephone	2,200.00	0.00	2,200.00	0.00	0.00	2,200.00	0.00%
4600-4602-4550-953-859201-45-0-0000-0000-	CostAlloc	15,400.00	0.00	15,400.00	0.00	0.00	15,400.00	0.00%
4602 Fresno Transit Operating - 43502	Grand Total:	49,829,600.00	1,041,944.62	50,871,544.62	8,913,531.43	2,362,998.07	39,595,015.12	22.17 %

4604 Federal Operating-43504

4600-4604-4510-912-656124-45-0-0000-0000-	Tires	427,500.00	0.00	427,500.00	30,555.43	0.00	396,944.57	7.15%
4600-4604-4510-912-859105-45-0-0000-0000-	Purch-Var	800.00	0.00	800.00	0.00	0.00	800.00	0.00%
4600-4604-4520-920-651101-45-0-0000-0000-	PermSal	1,181,800.00	0.00	1,181,800.00	270,018.63	0.00	911,781.37	22.85%
4600-4604-4520-920-651102-45-0-0000-0000-	PermFringe	17,000.00	0.00	17,000.00	4,835.34	0.00	12,164.66	28.44%
4600-4604-4520-920-651103-45-0-0000-0000-	EmpLvPO-NT	14,200.00	0.00	14,200.00	16,313.67	0.00	(2,113.67)	*114.89%
4600-4604-4520-920-651104-45-0-0000-0000-	PermFr-HW	168,800.00	0.00	168,800.00	32,865.00	0.00	135,935.00	19.47%
4600-4604-4520-920-651105-45-0-0000-0000-	PermFr-L&D	4,400.00	0.00	4,400.00	808.94	0.00	3,591.06	18.39%
4600-4604-4520-920-651107-45-0-0000-0000-	PermFr-Emp	156,300.00	0.00	156,300.00	35,730.01	0.00	120,569.99	22.86%
4600-4604-4520-920-651109-45-0-0000-0000-	LvPO-Term	7,400.00	0.00	7,400.00	0.00	0.00	7,400.00	0.00%
4600-4604-4520-920-651201-45-0-0000-0000-	NPrmSal	0.00	0.00	0.00	5,073.67	0.00	(5,073.67)	100.00%
4600-4604-4520-920-651202-45-0-0000-0000-	NPrmFringe	0.00	0.00	0.00	393.42	0.00	(393.42)	100.00%
4600-4604-4520-920-651301-45-0-0000-0000-	Overtime	0.00	0.00	0.00	3,337.09	0.00	(3,337.09)	100.00%
4600-4604-4520-920-651401-45-0-0000-0000-	Prem Pay	0.00	0.00	0.00	4,434.25	0.00	(4,434.25)	100.00%
4600-4604-4520-920-652302-45-0-0000-0000-	EmpPObligBd	13,100.00	0.00	13,100.00	0.00	0.00	13,100.00	0.00%
4600-4604-4520-920-652403-45-0-0000-0000-	HRA Paymtns	1,400.00	0.00	1,400.00	333.00	0.00	1,067.00	23.79%
4600-4604-4520-920-652901-45-0-0000-0000-	RecurVehAl	8,600.00	0.00	8,600.00	1,350.00	0.00	7,250.00	15.70%
4600-4604-4520-920-653302-45-0-0000-0000-	Consult-O	0.00	9,404.44	9,404.44	0.00	9,404.44	0.00	100.00%
4600-4604-4520-920-653303-45-0-0000-0000-	PR&Info	0.00	0.00	0.00	225.00	0.00	(225.00)	100.00%
4600-4604-4520-920-653304-45-0-0000-0000-	NonCon-OS	0.00	0.00	0.00	27.00	0.00	(27.00)	100.00%

YTD Available Budget Report



4600-4604-4520-920-653402-45-0-0000-0000-	SpSvcsTech	4,000.00	0.00	4,000.00	0.00	0.00	4,000.00	0.00%
4600-4604-4520-920-653403-45-0-0000-0000-	Livescan	0.00	0.00	0.00	64.00	0.00	(64.00)	100.00%
4600-4604-4520-920-653404-45-0-0000-0000-	DrqAlcTest	10,000.00	0.00	10,000.00	4,359.75	0.00	5,640.25	43.60%
4600-4604-4520-920-654101-45-0-0000-0000-	Utilities	204,700.00	0.00	204,700.00	0.00	0.00	204,700.00	0.00%
4600-4604-4520-920-654102-45-0-0000-0000-	Ut-Electrc	0.00	0.00	0.00	77,574.40	0.00	(77,574.40)	100.00%
4600-4604-4520-920-654301-45-0-0000-0000-	OSRpr-Bldg	3,600.00	8,550.00	12,150.00	4,542.60	8,550.00	(942.60)	*107.76%
4600-4604-4520-920-654302-45-0-0000-0000-	OSRpr-Impr	3,000.00	0.00	3,000.00	0.00	0.00	3,000.00	0.00%
4600-4604-4520-920-654303-45-0-0000-0000-	SvcCnOffEq	866,000.00	38,606.95	904,606.95	695,855.00	75,795.95	132,956.00	85.30%
4600-4604-4520-920-654304-45-0-0000-0000-	OSRpr-Veh	5,000.00	1,364.00	6,364.00	452.57	1,364.00	4,547.43	28.55%
4600-4604-4520-920-654305-45-0-0000-0000-	OSRpr-Eq	686,600.00	319,932.00	1,006,532.00	117,600.00	202,332.00	686,600.00	31.79%
4600-4604-4520-920-654501-45-0-0000-0000-	Bldg&Impvt	450,000.00	17,247.67	467,247.67	0.00	17,247.67	450,000.00	3.69%
4600-4604-4520-920-655501-45-0-0000-0000-	Pmt&Bind	0.00	0.00	0.00	2,362.00	0.00	(2,362.00)	100.00%
4600-4604-4520-920-655801-45-0-0000-0000-	Training	25,000.00	0.00	25,000.00	292.00	0.00	24,708.00	1.17%
4600-4604-4520-920-655803-45-0-0000-0000-	Trvl&Conf	15,000.00	0.00	15,000.00	27.00	0.00	14,973.00	0.18%
4600-4604-4520-920-656101-45-0-0000-0000-	ClthngPers	6,000.00	0.00	6,000.00	1,692.83	0.00	4,307.17	28.22%
4600-4604-4520-920-656102-45-0-0000-0000-	OffEq<300	0.00	0.00	0.00	8.66	0.00	(8.66)	100.00%
4600-4604-4520-920-656105-45-0-0000-0000-	SmTools	5,000.00	0.00	5,000.00	1,074.85	0.00	3,925.15	21.50%
4600-4604-4520-920-656106-45-0-0000-0000-	Postage	0.00	0.00	0.00	20.72	0.00	(20.72)	100.00%
4600-4604-4520-920-656107-45-0-0000-0000-	OffSupp	500.00	0.00	500.00	307.63	0.00	192.37	61.60%
4600-4604-4520-920-656112-45-0-0000-0000-	ClinJanSupp	10,000.00	0.00	10,000.00	3,205.15	0.00	6,794.85	32.05%
4600-4604-4520-920-656116-45-0-0000-0000-	M&P-Equip	6,000.00	0.00	6,000.00	8,090.53	0.00	(2,090.53)	*134.85%
4600-4604-4520-920-656121-45-0-0000-0000-	Inventory	10,000.00	0.00	10,000.00	401.36	0.00	9,598.64	4.01%
4600-4604-4520-920-656123-45-0-0000-0000-	M&P-Bld&lm	20,000.00	0.00	20,000.00	5,600.94	0.00	14,399.06	28.01%
4600-4604-4520-920-656240-45-0-0000-0000-	OilLubrcnt	0.00	0.00	0.00	283.95	0.00	(283.95)	100.00%
4600-4604-4520-920-658005-45-0-0000-0000-	MiscExpend	3,000.00	0.00	3,000.00	270.00	0.00	2,730.00	9.00%
4600-4604-4520-920-658017-45-0-0000-0000-	Subscr&Pub	0.00	0.00	0.00	1,770.00	0.00	(1,770.00)	100.00%
4600-4604-4520-920-658039-45-0-0000-0000-	Recruitmnt	0.00	0.00	0.00	991.50	0.00	(991.50)	100.00%
4600-4604-4520-920-757411-45-0-0000-0000-	NewMach&Eq	5,000.00	1,732.14	6,732.14	0.00	1,732.14	5,000.00	25.73%
4600-4604-4520-920-757412-45-0-0000-0000-	RplMach&Eq	0.00	0.00	0.00	929.59	0.00	(929.59)	100.00%
4600-4604-4520-920-757413-45-0-0000-0000-	Equipment	10,000.00	0.00	10,000.00	0.00	0.00	10,000.00	0.00%
4600-4604-4520-920-859105-45-0-0000-0000-	Purch-Var	2,300.00	0.00	2,300.00	0.00	0.00	2,300.00	0.00%
4600-4604-4520-920-859306-45-0-0000-0000-	MsngrMIcOp	500.00	0.00	500.00	0.00	0.00	500.00	0.00%
4600-4604-4520-920-859324-45-0-0000-0000-	FltSpProjs	0.00	0.00	0.00	2,956.65	0.00	(2,956.65)	100.00%
4600-4604-4520-920-859331-45-0-0000-0000-	Telephone	89,800.00	0.00	89,800.00	7,475.31	0.00	82,324.69	8.32%
4600-4604-4520-921-651101-45-0-0000-0000-	PermSal	3,813,200.00	0.00	3,813,200.00	844,838.56	0.00	2,968,361.44	22.16%
4600-4604-4520-921-651102-45-0-0000-0000-	PermFringe	55,700.00	0.00	55,700.00	13,494.58	0.00	42,205.42	24.23%
4600-4604-4520-921-651103-45-0-0000-0000-	EmpLvPO-NT	78,700.00	0.00	78,700.00	12,723.55	0.00	65,976.45	16.17%
4600-4604-4520-921-651104-45-0-0000-0000-	PermFr-HW	678,300.00	0.00	678,300.00	121,800.00	0.00	556,500.00	17.96%
4600-4604-4520-921-651105-45-0-0000-0000-	PermFr-L&D	2,100.00	0.00	2,100.00	439.42	0.00	1,660.58	20.90%
4600-4604-4520-921-651107-45-0-0000-0000-	PermFr-Emp	497,900.00	0.00	497,900.00	111,425.80	0.00	386,474.20	22.38%
4600-4604-4520-921-651109-45-0-0000-0000-	LvPO-Term	17,600.00	0.00	17,600.00	0.00	0.00	17,600.00	0.00%
4600-4604-4520-921-651301-45-0-0000-0000-	Overtime	125,000.00	0.00	125,000.00	49,724.81	0.00	75,275.19	39.78%
4600-4604-4520-921-651401-45-0-0000-0000-	Prem Pay	128,000.00	0.00	128,000.00	43,919.66	0.00	84,080.34	34.31%
4600-4604-4520-921-652302-45-0-0000-0000-	EmpPObigBd	78,700.00	0.00	78,700.00	0.00	0.00	78,700.00	0.00%
4600-4604-4520-921-652403-45-0-0000-0000-	HRA Paymts	0.00	0.00	0.00	3,000.00	0.00	(3,000.00)	100.00%
4600-4604-4520-921-652601-45-0-0000-0000-	WrkrsComp	420,200.00	0.00	420,200.00	0.00	0.00	420,200.00	0.00%
4600-4604-4520-921-653401-45-0-0000-0000-	HazWastMg	80,000.00	0.00	80,000.00	12,186.05	0.00	67,813.95	15.23%

YTD Available Budget Report



4600-4604-4520-921-653402-45-0-0000-0000-	SpSvcsTech	2,000.00	0.00	2,000.00	0.00	0.00	2,000.00	0.00%
4600-4604-4520-921-653403-45-0-0000-0000-	Livescan	0.00	0.00	0.00	160.00	0.00	(160.00)	100.00%
4600-4604-4520-921-654241-45-0-0000-0000-	LndscMaint	0.00	0.00	0.00	59.65	0.00	(59.65)	100.00%
4600-4604-4520-921-654301-45-0-0000-0000-	OSRpr-Bldg	135,000.00	54,238.65	189,238.65	38,108.71	99,565.65	51,564.29	72.75%
4600-4604-4520-921-654304-45-0-0000-0000-	OSRpr-Veh	170,000.00	6,815.21	176,815.21	105,555.52	6,815.21	64,444.48	63.55%
4600-4604-4520-921-654305-45-0-0000-0000-	OSRpr-Eq	20,000.00	0.00	20,000.00	5,525.85	0.00	14,474.15	27.63%
4600-4604-4520-921-654421-45-0-0000-0000-	EquipRent	0.00	0.00	0.00	485.72	0.00	(485.72)	100.00%
4600-4604-4520-921-655801-45-0-0000-0000-	Training	1,000.00	0.00	1,000.00	3.32	0.00	996.68	0.30%
4600-4604-4520-921-655805-45-0-0000-0000-	MileReimb	0.00	0.00	0.00	140.70	0.00	(140.70)	100.00%
4600-4604-4520-921-656101-45-0-0000-0000-	CithngPers	25,000.00	0.00	25,000.00	8,168.61	0.00	16,831.39	32.68%
4600-4604-4520-921-656105-45-0-0000-0000-	SmTools	25,000.00	0.00	25,000.00	6,854.99	0.00	18,145.01	27.42%
4600-4604-4520-921-656106-45-0-0000-0000-	Postage	0.00	0.00	0.00	19.81	0.00	(19.81)	100.00%
4600-4604-4520-921-656112-45-0-0000-0000-	ClnJanSupp	0.00	0.00	0.00	7,216.73	0.00	(7,216.73)	100.00%
4600-4604-4520-921-656115-45-0-0000-0000-	M&P-Veh	200,000.00	36,909.13	236,909.13	89,572.38	30,650.96	116,685.79	50.75%
4600-4604-4520-921-656116-45-0-0000-0000-	M&P-Equip	18,000.00	0.00	18,000.00	17,288.82	0.00	711.18	96.05%
4600-4604-4520-921-656121-45-0-0000-0000-	Inventory	2,200,000.00	109,036.42	2,309,036.42	693,369.75	147,314.03	1,468,352.64	36.41%
4600-4604-4520-921-656123-45-0-0000-0000-	M&P-Bld&lm	0.00	0.00	0.00	215.53	0.00	(215.53)	100.00%
4600-4604-4520-921-656124-45-0-0000-0000-	Tires	0.00	0.00	0.00	29,601.40	0.00	(29,601.40)	100.00%
4600-4604-4520-921-656240-45-0-0000-0000-	OilLubrcnt	0.00	0.00	0.00	2,829.58	0.00	(2,829.58)	100.00%
4600-4604-4520-921-658027-45-0-0000-0000-	Lic&Prmt	0.00	0.00	0.00	571.71	0.00	(571.71)	100.00%
4600-4604-4520-921-658039-45-0-0000-0000-	Recruitmnt	0.00	0.00	0.00	175.00	0.00	(175.00)	100.00%
4600-4604-4520-921-757412-45-0-0000-0000-	RplMach&Eq	5,000.00	0.00	5,000.00	0.00	166,260.02	(161,260.02)	*3,325.20%
4600-4604-4520-921-859105-45-0-0000-0000-	Purch-Var	4,500.00	0.00	4,500.00	0.00	0.00	4,500.00	0.00%
4600-4604-4520-921-859305-45-0-0000-0000-	LiabSiflms	300.00	0.00	300.00	0.00	0.00	300.00	0.00%
4600-4604-4520-921-859331-45-0-0000-0000-	Telephone	500.00	0.00	500.00	41.51	0.00	458.49	8.40%
4600-4604-4520-922-651101-45-0-0000-0000-	PermSal	1,508,800.00	0.00	1,508,800.00	329,101.47	0.00	1,179,698.53	21.81%
4600-4604-4520-922-651102-45-0-0000-0000-	PermFringe	18,800.00	0.00	18,800.00	5,360.48	0.00	13,439.52	28.51%
4600-4604-4520-922-651103-45-0-0000-0000-	EmpLvPO-NT	19,900.00	0.00	19,900.00	4,193.31	0.00	15,706.69	21.07%
4600-4604-4520-922-651104-45-0-0000-0000-	PermFr-HW	299,400.00	0.00	299,400.00	56,700.00	0.00	242,700.00	18.94%
4600-4604-4520-922-651105-45-0-0000-0000-	PermFr-L&D	2,200.00	0.00	2,200.00	549.69	0.00	1,650.31	25.00%
4600-4604-4520-922-651107-45-0-0000-0000-	PermFr-Emp	167,800.00	0.00	167,800.00	41,299.37	0.00	126,500.63	24.61%
4600-4604-4520-922-651109-45-0-0000-0000-	LvPO-Term	10,300.00	0.00	10,300.00	0.00	0.00	10,300.00	0.00%
4600-4604-4520-922-651112-45-0-0000-0000-	AttrtnSvng	(220,800.00)	0.00	(220,800.00)	0.00	0.00	(220,800.00)	0.00%
4600-4604-4520-922-651201-45-0-0000-0000-	NPrmSal	0.00	0.00	0.00	1,387.00	0.00	(1,387.00)	100.00%
4600-4604-4520-922-651202-45-0-0000-0000-	NPrmFringe	0.00	0.00	0.00	106.10	0.00	(106.10)	100.00%
4600-4604-4520-922-651301-45-0-0000-0000-	Overtime	0.00	0.00	0.00	5,368.00	0.00	(5,368.00)	100.00%
4600-4604-4520-922-651401-45-0-0000-0000-	Prem Pay	0.00	0.00	0.00	6,127.89	0.00	(6,127.89)	100.00%
4600-4604-4520-922-652302-45-0-0000-0000-	EmpPObligBd	35,000.00	0.00	35,000.00	0.00	0.00	35,000.00	0.00%
4600-4604-4520-922-652601-45-0-0000-0000-	WrkrsComp	21,100.00	0.00	21,100.00	0.00	0.00	21,100.00	0.00%
4600-4604-4520-922-653304-45-0-0000-0000-	NonCon-OS	2,500.00	0.00	2,500.00	0.00	0.00	2,500.00	0.00%
4600-4604-4520-922-653401-45-0-0000-0000-	HazWastMg	0.00	0.00	0.00	3,658.75	0.00	(3,658.75)	100.00%
4600-4604-4520-922-653402-45-0-0000-0000-	SpSvcsTech	4,000.00	0.00	4,000.00	0.00	0.00	4,000.00	0.00%
4600-4604-4520-922-654241-45-0-0000-0000-	LndscMaint	0.00	0.00	0.00	1,607.58	0.00	(1,607.58)	100.00%
4600-4604-4520-922-654301-45-0-0000-0000-	OSRpr-Bldg	0.00	0.00	0.00	20,886.48	29,135.00	(50,021.48)	100.00%
4600-4604-4520-922-654305-45-0-0000-0000-	OSRpr-Eq	0.00	0.00	0.00	20,981.39	0.00	(20,981.39)	100.00%
4600-4604-4520-922-654501-45-0-0000-0000-	Bldg&Impyt	12,000.00	1,041.17	13,041.17	0.00	173,041.17	(160,000.00)	*1,326.90%
4600-4604-4520-922-655801-45-0-0000-0000-	Training	2,000.00	0.00	2,000.00	0.00	0.00	2,000.00	0.00%

YTD Available Budget Report



4600-4604-4520-922-655803-45-0-0000-0000-	Trvl&Conf	5,000.00	0.00	5,000.00	0.00	0.00	5,000.00	0.00%
4600-4604-4520-922-656101-45-0-0000-0000-	ClthngPers	10,000.00	0.00	10,000.00	6,755.43	0.00	3,244.57	67.55%
4600-4604-4520-922-656105-45-0-0000-0000-	SmTools	21,000.00	0.00	21,000.00	3,350.27	0.00	17,649.73	15.95%
4600-4604-4520-922-656107-45-0-0000-0000-	OffSupp	6,500.00	0.00	6,500.00	859.31	0.00	5,640.69	13.22%
4600-4604-4520-922-656111-45-0-0000-0000-	SpOpMails	0.00	0.00	0.00	217.42	0.00	(217.42)	100.00%
4600-4604-4520-922-656112-45-0-0000-0000-	ClnJanSupp	35,000.00	0.00	35,000.00	21,188.01	0.00	13,811.99	60.54%
4600-4604-4520-922-656114-45-0-0000-0000-	SpChemGas	0.00	0.00	0.00	220.58	0.00	(220.58)	100.00%
4600-4604-4520-922-656115-45-0-0000-0000-	M&P-Veh	0.00	22,971.93	22,971.93	22,971.93	0.00	0.00	100.00%
4600-4604-4520-922-656116-45-0-0000-0000-	M&P-Equip	2,500.00	0.00	2,500.00	13,778.80	0.00	(11,278.80)	*551.16%
4600-4604-4520-922-656121-45-0-0000-0000-	Inventory	0.00	0.00	0.00	283.32	0.00	(283.32)	100.00%
4600-4604-4520-922-656123-45-0-0000-0000-	M&P-Bld&Im	5,000.00	0.00	5,000.00	21,227.85	0.00	(16,227.85)	*424.56%
4600-4604-4520-922-757411-45-0-0000-0000-	NewMach&Eq	7,600.00	0.00	7,600.00	0.00	9,396.78	(1,796.78)	*123.64%
4600-4604-4520-922-757412-45-0-0000-0000-	RplMach&Eq	0.00	22,566.96	22,566.96	24,601.91	0.00	(2,034.95)	*109.02%
4600-4604-4520-922-757421-45-0-0000-0000-	NewVehAcq	0.00	4,855.40	4,855.40	0.00	4,855.40	0.00	100.00%
4600-4604-4520-922-859305-45-0-0000-0000-	LiabSifins	900.00	0.00	900.00	0.00	0.00	900.00	0.00%
4600-4604-4520-922-859310-45-0-0000-0000-	NRecSpProj	0.00	0.00	0.00	49.33	0.00	(49.33)	100.00%
4600-4604-4520-922-859331-45-0-0000-0000-	Telephone	5,200.00	0.00	5,200.00	915.59	0.00	4,284.41	17.62%
4600-4604-4530-930-651101-45-0-0000-0000-	PermSal	513,800.00	0.00	513,800.00	134,290.12	0.00	379,509.88	26.14%
4600-4604-4530-930-651102-45-0-0000-0000-	PermFringe	8,400.00	0.00	8,400.00	1,919.93	0.00	6,480.07	22.86%
4600-4604-4530-930-651103-45-0-0000-0000-	EmpLvPO-NT	7,700.00	0.00	7,700.00	0.00	0.00	7,700.00	0.00%
4600-4604-4530-930-651104-45-0-0000-0000-	PermFr-HW	50,400.00	0.00	50,400.00	12,600.00	0.00	37,800.00	25.00%
4600-4604-4530-930-651105-45-0-0000-0000-	PermFr-L&D	3,800.00	0.00	3,800.00	968.58	0.00	2,831.42	25.50%
4600-4604-4530-930-651107-45-0-0000-0000-	PermFr-Emp	64,500.00	0.00	64,500.00	16,124.53	0.00	48,375.47	25.00%
4600-4604-4530-930-651109-45-0-0000-0000-	LvPO-Term	4,400.00	0.00	4,400.00	0.00	0.00	4,400.00	0.00%
4600-4604-4530-930-651401-45-0-0000-0000-	Prem Pay	0.00	0.00	0.00	242.34	0.00	(242.34)	100.00%
4600-4604-4530-930-652302-45-0-0000-0000-	EmpPObligBd	5,800.00	0.00	5,800.00	0.00	0.00	5,800.00	0.00%
4600-4604-4530-930-655803-45-0-0000-0000-	Trvl&Conf	1,500.00	0.00	1,500.00	3,150.16	0.00	(1,650.16)	*210.00%
4600-4604-4530-930-656107-45-0-0000-0000-	OffSupp	5,000.00	0.00	5,000.00	0.00	0.00	5,000.00	0.00%
4600-4604-4540-942-653407-45-0-0000-0000-	ConTransp	3,600,000.00	0.00	3,600,000.00	820,856.73	379,143.27	2,400,000.00	33.33%
4600-4604-4540-942-656123-45-0-0000-0000-	M&P-Bld&Im	2,000.00	0.00	2,000.00	0.00	0.00	2,000.00	0.00%
4600-4604-4550-950-651101-45-0-0000-0000-	PermSal	74,700.00	0.00	74,700.00	0.00	0.00	74,700.00	0.00%
4600-4604-4550-950-651102-45-0-0000-0000-	PermFringe	1,100.00	0.00	1,100.00	0.00	0.00	1,100.00	0.00%
4600-4604-4550-950-651104-45-0-0000-0000-	PermFr-HW	6,300.00	0.00	6,300.00	0.00	0.00	6,300.00	0.00%
4600-4604-4550-950-651105-45-0-0000-0000-	PermFr-L&D	600.00	0.00	600.00	0.00	0.00	600.00	0.00%
4600-4604-4550-950-651107-45-0-0000-0000-	PermFr-Emp	9,400.00	0.00	9,400.00	0.00	0.00	9,400.00	0.00%
4600-4604-4550-950-651109-45-0-0000-0000-	LvPO-Term	600.00	0.00	600.00	0.00	0.00	600.00	0.00%
4600-4604-4550-950-651201-45-0-0000-0000-	NPrmSal	0.00	0.00	0.00	1,130.50	0.00	(1,130.50)	100.00%
4600-4604-4550-950-651202-45-0-0000-0000-	NPrmFringe	0.00	0.00	0.00	86.47	0.00	(86.47)	100.00%
4600-4604-4550-950-652302-45-0-0000-0000-	EmpPObligBd	700.00	0.00	700.00	0.00	0.00	700.00	0.00%
4600-4604-4550-950-653402-45-0-0000-0000-	SpSvcsTech	57,500.00	1,000.00	58,500.00	0.00	1,000.00	57,500.00	1.71%
4600-4604-4550-950-655501-45-0-0000-0000-	Pmnt&Bind	2,000.00	0.00	2,000.00	0.00	0.00	2,000.00	0.00%
4600-4604-4550-950-655801-45-0-0000-0000-	Training	2,000.00	0.00	2,000.00	0.00	0.00	2,000.00	0.00%
4600-4604-4550-950-655803-45-0-0000-0000-	Trvl&Conf	10,000.00	0.00	10,000.00	0.00	0.00	10,000.00	0.00%
4600-4604-4550-950-656104-45-0-0000-0000-	Freight	100.00	0.00	100.00	0.00	0.00	100.00	0.00%
4600-4604-4550-950-656107-45-0-0000-0000-	OffSupp	2,500.00	0.00	2,500.00	28.11	0.00	2,471.89	1.12%
4600-4604-4550-950-658016-45-0-0000-0000-	Mmbr&Dues	1,000.00	0.00	1,000.00	0.00	0.00	1,000.00	0.00%
4600-4604-4550-950-757431-45-0-0000-0000-	Furn&Fixt	1,000.00	0.00	1,000.00	0.00	0.00	1,000.00	0.00%

YTD Available Budget Report



4600-4604-4550-950-859306-45-0-0000-0000-	MsngrMlCop	200.00	0.00	200.00	0.00	0.00	200.00	0.00%
4600-4604-4550-950-859331-45-0-0000-0000-	Telephone	600.00	0.00	600.00	127.07	0.00	472.93	21.17%
4600-4604-4550-952-651101-45-0-0000-0000-	PermSal	274,100.00	0.00	274,100.00	58,330.59	0.00	215,769.41	21.28%
4600-4604-4550-952-651102-45-0-0000-0000-	PermFringe	4,900.00	0.00	4,900.00	799.43	0.00	4,100.57	16.31%
4600-4604-4550-952-651103-45-0-0000-0000-	EmpLvPO-NT	4,500.00	0.00	4,500.00	0.00	0.00	4,500.00	0.00%
4600-4604-4550-952-651104-45-0-0000-0000-	PermFr-HW	37,800.00	0.00	37,800.00	6,300.00	0.00	31,500.00	16.67%
4600-4604-4550-952-651105-45-0-0000-0000-	PermFr-L&D	900.00	0.00	900.00	229.09	0.00	670.91	25.44%
4600-4604-4550-952-651107-45-0-0000-0000-	PermFr-Emp	37,800.00	0.00	37,800.00	7,887.90	0.00	29,912.10	20.87%
4600-4604-4550-952-651109-45-0-0000-0000-	LvPO-Term	1,800.00	0.00	1,800.00	0.00	0.00	1,800.00	0.00%
4600-4604-4550-952-651401-45-0-0000-0000-	Prem Pay	0.00	0.00	0.00	242.34	0.00	(242.34)	100.00%
4600-4604-4550-952-652302-45-0-0000-0000-	EmpPObligBd	2,900.00	0.00	2,900.00	0.00	0.00	2,900.00	0.00%
4600-4604-4550-952-653303-45-0-0000-0000-	PR&Info	4,800.00	0.00	4,800.00	410.85	0.00	4,389.15	8.56%
4600-4604-4550-952-653402-45-0-0000-0000-	SpSvcsTech	2,500.00	0.00	2,500.00	0.00	0.00	2,500.00	0.00%
4600-4604-4550-952-655501-45-0-0000-0000-	Prnt&Bind	2,000.00	0.00	2,000.00	0.00	0.00	2,000.00	0.00%
4600-4604-4550-952-655803-45-0-0000-0000-	Trvl&Conf	5,000.00	0.00	5,000.00	0.00	0.00	5,000.00	0.00%
4600-4604-4550-952-656102-45-0-0000-0000-	OffEq<300	4,000.00	0.00	4,000.00	0.00	0.00	4,000.00	0.00%
4600-4604-4550-952-656107-45-0-0000-0000-	OffSupp	1,000.00	0.00	1,000.00	41.12	0.00	958.88	4.10%
4600-4604-4550-952-658005-45-0-0000-0000-	MiscExpend	1,000.00	0.00	1,000.00	0.00	0.00	1,000.00	0.00%
4600-4604-4550-952-859306-45-0-0000-0000-	MsngrMlCop	300.00	0.00	300.00	0.00	0.00	300.00	0.00%
4600-4604-4550-952-859333-45-0-0000-0000-	10C/X Chg	0.00	0.00	0.00	3,559.81	0.00	(3,559.81)	100.00%
4600-4604-4550-953-651101-45-0-0000-0000-	PermSal	79,400.00	0.00	79,400.00	20,762.27	0.00	58,637.73	26.15%
4600-4604-4550-953-651102-45-0-0000-0000-	PermFringe	1,200.00	0.00	1,200.00	531.77	0.00	668.23	44.33%
4600-4604-4550-953-651103-45-0-0000-0000-	EmpLvPO-NT	200.00	0.00	200.00	0.00	0.00	200.00	0.00%
4600-4604-4550-953-651104-45-0-0000-0000-	PermFr-HW	12,600.00	0.00	12,600.00	3,150.00	0.00	9,450.00	25.00%
4600-4604-4550-953-651105-45-0-0000-0000-	PermFr-L&D	600.00	0.00	600.00	150.69	0.00	449.31	25.17%
4600-4604-4550-953-651107-45-0-0000-0000-	PermFr-Emp	10,000.00	0.00	10,000.00	2,525.06	0.00	7,474.94	25.25%
4600-4604-4550-953-651109-45-0-0000-0000-	LvPO-Term	1,100.00	0.00	1,100.00	0.00	0.00	1,100.00	0.00%
4600-4604-4550-953-652302-45-0-0000-0000-	EmpPObligBd	1,500.00	0.00	1,500.00	0.00	0.00	1,500.00	0.00%
4600-4604-4550-953-652403-45-0-0000-0000-	HRA Paymts	1,400.00	0.00	1,400.00	333.00	0.00	1,067.00	23.79%
4600-4604-4550-953-652901-45-0-0000-0000-	RecurVehAl	0.00	0.00	0.00	270.00	0.00	(270.00)	100.00%
4600-4604-4550-953-653302-45-0-0000-0000-	Consult-O	10,000.00	0.00	10,000.00	0.00	0.00	10,000.00	0.00%
4600-4604-4550-953-653303-45-0-0000-0000-	PR&Info	95,000.00	0.00	95,000.00	1,240.00	0.00	93,760.00	1.31%
4600-4604-4550-953-653304-45-0-0000-0000-	NonCon-OS	10,000.00	0.00	10,000.00	0.00	0.00	10,000.00	0.00%
4600-4604-4550-953-655501-45-0-0000-0000-	Prnt&Bind	40,000.00	0.00	40,000.00	0.00	0.00	40,000.00	0.00%
4600-4604-4550-953-655803-45-0-0000-0000-	Trvl&Conf	5,000.00	0.00	5,000.00	0.00	0.00	5,000.00	0.00%
4600-4604-4550-953-655804-45-0-0000-0000-	MiscSubsis	0.00	0.00	0.00	552.09	0.00	(552.09)	100.00%
4600-4604-4550-953-656102-45-0-0000-0000-	OffEq<300	4,700.00	0.00	4,700.00	0.00	0.00	4,700.00	0.00%
4600-4604-4550-953-656107-45-0-0000-0000-	OffSupp	2,000.00	0.00	2,000.00	0.00	0.00	2,000.00	0.00%
4600-4604-4550-953-656110-45-0-0000-0000-	CompSoftw	4,000.00	0.00	4,000.00	0.00	0.00	4,000.00	0.00%
4600-4604-4550-953-658037-45-0-0000-0000-	Advr&Prom	0.00	0.00	0.00	21.66	0.00	(21.66)	100.00%
4600-4604-4550-953-859105-45-0-0000-0000-	Purch-Var	200.00	0.00	200.00	0.00	0.00	200.00	0.00%
4600-4604-4550-953-859306-45-0-0000-0000-	MsngrMlCop	200.00	0.00	200.00	0.00	0.00	200.00	0.00%
4604 Federal Operating - 43504	Grand Total:	20,307,700.00	656,272.07	20,963,972.07	5,276,636.63	1,363,603.69	14,323,731.75	31.67 %

4605 Grant Funded Operating Support

4600-4605-4510-912-651101-45-0-0000-0000-	PermSal	2,147,500.00	0.00	2,147,500.00	419,201.00	0.00	1,728,299.00	19.52%
4600-4605-4510-912-651102-45-0-0000-0000-	PermFringe	57,400.00	0.00	57,400.00	13,680.19	0.00	43,719.81	23.83%

YTD Available Budget Report



4600-4605-4510-912-651103-45-0-0000-0000-	EmpLvPO-NT	30,600.00	0.00	30,600.00	758.86	0.00	29,841.14	2.48%
4600-4605-4510-912-651104-45-0-0000-0000-	PermFr-HW	415,600.00	0.00	415,600.00	81,900.00	0.00	333,700.00	19.71%
4600-4605-4510-912-651105-45-0-0000-0000-	PermFr-L&D	700.00	0.00	700.00	176.40	0.00	523.60	25.14%
4600-4605-4510-912-651107-45-0-0000-0000-	PermFr-Emp	263,700.00	0.00	263,700.00	52,517.96	0.00	211,182.04	19.92%
4600-4605-4510-912-651109-45-0-0000-0000-	LvPO-Term	4,900.00	0.00	4,900.00	0.00	0.00	4,900.00	0.00%
4600-4605-4510-912-651301-45-0-0000-0000-	Overtime	177,100.00	0.00	177,100.00	103,592.92	0.00	73,507.08	58.49%
4600-4605-4510-912-651401-45-0-0000-0000-	Prem Pay	9,000.00	0.00	9,000.00	3,339.79	0.00	5,660.21	37.11%
4600-4605-4510-912-652302-45-0-0000-0000-	EmpPObligBd	54,500.00	0.00	54,500.00	0.00	0.00	54,500.00	0.00%
4600-4605-4510-912-652403-45-0-0000-0000-	HRA Paymts	10,100.00	0.00	10,100.00	4,993.30	0.00	5,106.70	49.44%
4600-4605-4510-912-653403-45-0-0000-0000-	Livescan	500.00	0.00	500.00	0.00	0.00	500.00	0.00%
4600-4605-4510-912-656124-45-0-0000-0000-	Tires	10,000.00	0.00	10,000.00	0.00	0.00	10,000.00	0.00%
4600-4605-4510-912-859334-45-0-0000-0000-	InfSysSvc	3,600.00	0.00	3,600.00	0.00	0.00	3,600.00	0.00%
4600-4605-4510-912-859335-45-0-0000-0000-	InfSysEq	15,500.00	0.00	15,500.00	0.00	0.00	15,500.00	0.00%
4600-4605-4510-912-859336-45-0-0000-0000-	ERPRplcmt	21,200.00	0.00	21,200.00	0.00	0.00	21,200.00	0.00%
4605 Grant Funded Operating Support	Grand Total:	3,221,900.00	0.00	3,221,900.00	680,160.42	0.00	2,541,739.58	21.11 %

4685 Measure C Transit

4680-4685-4510-911-859201-45-0-0000-0000-	CostAlloc	1,100.00	0.00	1,100.00	0.00	0.00	1,100.00	0.00%
4680-4685-4510-912-651101-45-0-0000-0000-	PermSal	9,354,900.00	0.00	9,354,900.00	2,137,709.06	0.00	7,217,190.94	22.85%
4680-4685-4510-912-651102-45-0-0000-0000-	PermFringe	234,700.00	0.00	234,700.00	69,698.89	0.00	165,001.11	29.70%
4680-4685-4510-912-651103-45-0-0000-0000-	EmpLvPO-NT	73,300.00	0.00	73,300.00	39,412.28	0.00	33,887.72	53.77%
4680-4685-4510-912-651104-45-0-0000-0000-	PermFr-HW	1,750,700.00	0.00	1,750,700.00	402,146.05	0.00	1,348,553.95	22.97%
4680-4685-4510-912-651105-45-0-0000-0000-	PermFr-L&D	7,600.00	0.00	7,600.00	1,632.11	0.00	5,967.89	21.47%
4680-4685-4510-912-651107-45-0-0000-0000-	PermFr-Emp	1,185,900.00	0.00	1,185,900.00	276,655.98	0.00	909,244.02	23.33%
4680-4685-4510-912-651109-45-0-0000-0000-	LvPO-Term	29,700.00	0.00	29,700.00	0.00	0.00	29,700.00	0.00%
4680-4685-4510-912-651301-45-0-0000-0000-	Overtime	641,400.00	0.00	641,400.00	582,826.37	0.00	58,573.63	90.87%
4680-4685-4510-912-651401-45-0-0000-0000-	Prem Pay	25,000.00	0.00	25,000.00	19,715.37	0.00	5,284.63	78.86%
4680-4685-4510-912-652302-45-0-0000-0000-	EmpPObligBd	199,600.00	0.00	199,600.00	0.00	0.00	199,600.00	0.00%
4680-4685-4510-912-652403-45-0-0000-0000-	HRA Paymts	34,600.00	0.00	34,600.00	1,093.96	0.00	33,506.04	3.16%
4680-4685-4510-912-652601-45-0-0000-0000-	WrkrsComp	323,200.00	0.00	323,200.00	0.00	0.00	323,200.00	0.00%
4680-4685-4510-912-653403-45-0-0000-0000-	Livescan	1,000.00	0.00	1,000.00	224.00	0.00	776.00	22.40%
4680-4685-4510-912-656262-45-0-0000-0000-	AltFuel	3,376,600.00	0.00	3,376,600.00	485,893.59	0.00	2,890,706.41	14.39%
4680-4685-4510-912-859101-45-0-0000-0000-	VarID toGF	550,000.00	0.00	550,000.00	81,961.91	0.00	468,038.09	14.90%
4680-4685-4510-912-859201-45-0-0000-0000-	CostAlloc	299,500.00	0.00	299,500.00	0.00	0.00	299,500.00	0.00%
4680-4685-4510-912-859305-45-0-0000-0000-	LiabSifns	23,800.00	0.00	23,800.00	0.00	0.00	23,800.00	0.00%
4680-4685-4510-912-859331-45-0-0000-0000-	Telephone	0.00	0.00	0.00	76.32	0.00	(76.32)	100.00%
4680-4685-4510-912-859334-45-0-0000-0000-	InfSysSvc	14,900.00	0.00	14,900.00	0.00	0.00	14,900.00	0.00%
4680-4685-4510-912-859335-45-0-0000-0000-	InfSysEq	64,600.00	0.00	64,600.00	0.00	0.00	64,600.00	0.00%
4680-4685-4510-912-859336-45-0-0000-0000-	ERPRplcmt	88,200.00	0.00	88,200.00	0.00	0.00	88,200.00	0.00%
4680-4685-4530-930-651101-45-0-0000-0000-	PermSal	0.00	0.00	0.00	12,730.98	0.00	(12,730.98)	100.00%
4680-4685-4530-930-651102-45-0-0000-0000-	PermFringe	0.00	0.00	0.00	175.54	0.00	(175.54)	100.00%
4680-4685-4530-930-651103-45-0-0000-0000-	EmpLvPO-NT	1,600.00	0.00	1,600.00	0.00	0.00	1,600.00	0.00%
4680-4685-4530-930-651104-45-0-0000-0000-	PermFr-HW	0.00	0.00	0.00	1,575.00	0.00	(1,575.00)	100.00%
4680-4685-4530-930-651105-45-0-0000-0000-	PermFr-L&D	0.00	0.00	0.00	88.35	0.00	(88.35)	100.00%
4680-4685-4530-930-651107-45-0-0000-0000-	PermFr-Emp	0.00	0.00	0.00	1,528.11	0.00	(1,528.11)	100.00%
4680-4685-4530-930-651401-45-0-0000-0000-	Prem Pay	0.00	0.00	0.00	121.17	0.00	(121.17)	100.00%
4680-4685-4530-930-652302-45-0-0000-0000-	EmpPObligBd	1,500.00	0.00	1,500.00	0.00	0.00	1,500.00	0.00%

YTD Available Budget Report



4680-4685-4530-930-654102-45-0-0000-0000-	Ut-Electrc	0.00	0.00	0.00	7,571.45	0.00	(7,571.45)	100.00%
4680-4685-4530-930-859201-45-0-0000-0000-	CostAlloc	1,000.00	0.00	1,000.00	0.00	0.00	1,000.00	0.00%
4680-4685-4540-940-658004-45-0-0000-0000-	SpProjects	926,300.00	0.00	926,300.00	174,255.16	0.00	752,044.84	18.81%
4680-4685-4540-940-859201-45-0-0000-0000-	CostAlloc	800.00	0.00	800.00	0.00	0.00	800.00	0.00%
4685 Measure C Transit	Grand Total:	19,211,500.00	0.00	19,211,500.00	4,297,091.65	0.00	14,914,408.35	22.37 %

*Department of Transportation / FAX
Fiscal Year 2024 Year End
Revenue and Expense Summaries*

YTD Available Budget Report - FY24 thru Period 12

Account Number	Account Desc	Original Budget	Transfers	Revised Budget	YTD Actuals	Enc/Req	Available Budget	% Used
45 Transportation								
4602 Fresno Transit Operating Revenue								
4600-4602-4510-911-439008-45-0-0000-0000-	RefundsCY	0.00	0.00	0.00	(210.00)	0.00	210.00	100.00%
4600-4602-4520-920-439015-45-0-0000-0000-	Misc-Other	0.00	0.00	0.00	(439.76)	0.00	439.76	100.00%
4600-4602-4530-930-430101-45-0-0000-0000-	TmsFndBal	(75,419,700.00)	0.00	(75,419,700.00)	(38,548,805.21)	0.00	(36,870,894.79)	51.11%
4600-4602-4530-930-433119-45-0-0000-0000-	AdvProgrm	(490,000.00)	0.00	(490,000.00)	(430,000.00)	0.00	(60,000.00)	87.76%
4600-4602-4530-930-433120-45-0-0000-0000-	MiscProgrm	(2,000.00)	2,000.00	0.00	0.00	0.00	0.00	0.00%
4600-4602-4530-930-433552-45-0-0000-0000-	St-LTF 4	(28,717,200.00)	0.00	(28,717,200.00)	(35,335,743.00)	0.00	6,618,543.00	*123.05%
4600-4602-4530-930-433553-45-0-0000-0000-	St STA620	(4,998,800.00)	0.00	(4,998,800.00)	(10,835,854.00)	0.00	5,837,054.00	*216.77%
4600-4602-4530-930-433820-45-0-0000-0000-	COG-TrPlan	(35,000.00)	0.00	(35,000.00)	(18,660.00)	0.00	(16,340.00)	53.31%
4600-4602-4530-930-433822-45-0-0000-0000-	OtherSvcs	(1,400,000.00)	0.00	(1,400,000.00)	(2,876,640.71)	0.00	1,476,640.71	*205.47%
4600-4602-4530-930-434002-45-0-0000-0000-	Var-NonISF	(120,000.00)	0.00	(120,000.00)	(293,272.84)	0.00	173,272.84	*244.39%
4600-4602-4530-930-434340-45-0-0000-0000-	20RdCard	(6,000.00)	0.00	(6,000.00)	(2,232.00)	0.00	(3,768.00)	37.20%
4600-4602-4530-930-434341-45-0-0000-0000-	20RdCdRed	0.00	0.00	0.00	(18.00)	0.00	18.00	100.00%
4600-4602-4530-930-434342-45-0-0000-0000-	50RdCard	(223,000.00)	0.00	(223,000.00)	(177,165.00)	0.00	(45,835.00)	79.45%
4600-4602-4530-930-434343-45-0-0000-0000-	50RdCdRed	(60,000.00)	0.00	(60,000.00)	(2,385.00)	0.00	(57,615.00)	3.98%
4600-4602-4530-930-434344-45-0-0000-0000-	31DayReg	(469,000.00)	0.00	(469,000.00)	(731,683.00)	0.00	262,683.00	*156.01%
4600-4602-4530-930-434345-45-0-0000-0000-	31DayRed	(173,000.00)	0.00	(173,000.00)	(1,050,381.50)	0.00	877,381.50	*607.16%
4600-4602-4530-930-434347-45-0-0000-0000-	1RdCard	(15,000.00)	0.00	(15,000.00)	(13,189.00)	0.00	(1,811.00)	87.93%
4600-4602-4530-930-434348-45-0-0000-0000-	1RdCdRed	0.00	0.00	0.00	(8,658.00)	0.00	8,658.00	100.00%
4600-4602-4530-930-434349-45-0-0000-0000-	10RdCard	(55,000.00)	0.00	(55,000.00)	(43,110.00)	0.00	(11,890.00)	78.38%
4600-4602-4530-930-434350-45-0-0000-0000-	10RdCdRed	0.00	0.00	0.00	(4.50)	0.00	4.50	100.00%
4600-4602-4530-930-434351-45-0-0000-0000-	Pass Fares	(2,357,000.00)	0.00	(2,357,000.00)	(2,267,585.58)	0.00	(89,414.42)	96.21%
4600-4602-4530-930-434354-45-0-0000-0000-	ID Card	(1,000.00)	0.00	(1,000.00)	(1,542.00)	0.00	542.00	*154.20%
4600-4602-4530-930-434357-45-0-0000-0000-	HndyRd Rev	(153,000.00)	0.00	(153,000.00)	(128,417.00)	0.00	(24,583.00)	83.93%
4600-4602-4530-930-434359-45-0-0000-0000-	CntractRev	(175,000.00)	0.00	(175,000.00)	(390,969.86)	0.00	215,969.86	*223.41%
4600-4602-4530-930-434421-45-0-0000-0000-	Recycling	0.00	(2,000.00)	(2,000.00)	(5,887.45)	0.00	3,887.45	*294.35%
4600-4602-4530-930-436101-45-0-0000-0000-	Interest	(370,000.00)	0.00	(370,000.00)	(1,705,350.89)	0.00	1,335,350.89	*460.91%
4600-4602-4530-930-439001-45-0-0000-0000-	CC Svcs	2,000.00	0.00	2,000.00	3,703.32	0.00	(1,703.32)	*185.15%
4600-4602-4530-930-439008-45-0-0000-0000-	RefundsCY	(10,000.00)	0.00	(10,000.00)	(116.62)	0.00	(9,883.38)	1.17%
4600-4602-4530-930-439015-45-0-0000-0000-	Misc-Other	(6,000.00)	0.00	(6,000.00)	(5,998.28)	0.00	(1.72)	99.97%
4600-4602-4530-930-439021-45-0-0000-0000-	PrpLiaLoss	(150,000.00)	0.00	(150,000.00)	(5,275.00)	0.00	(144,725.00)	3.52%
4600-4602-4530-930-439202-45-0-0000-0000-	SaleObsltn	(1,000.00)	0.00	(1,000.00)	(5,681.00)	0.00	4,681.00	*568.10%
4600-4602-4530-930-439401-45-0-0000-0000-	BadDebtCol	0.00	0.00	0.00	25.00	0.00	(25.00)	100.00%
4600-4602-4530-930-543910-45-0-0000-0000-	TransFrom	(90,200.00)	0.00	(90,200.00)	(19,639,384.18)	0.00	19,549,184.18	*21,773.15%
4600-4602-4530-930-544910-45-0-0000-0000-	TransTo	7,600,000.00	0.00	7,600,000.00	4,976,000.00	0.00	2,624,000.00	65.47%
4600-4602-4530-931-433552-45-0-0000-0000-	St-LTF 4	(1,730,000.00)	0.00	(1,730,000.00)	(1,434,551.00)	0.00	(295,449.00)	82.92%
4600-4602-4540-942-439202-45-0-0000-0000-	SaleObsltn	0.00	0.00	0.00	(8,464.00)	0.00	8,464.00	100.00%
4602 Fresno Transit Operating Revenue	Grand Total:	(109,624,900.00)	0.00	(109,624,900.00)	(110,987,946.06)	0.00	1,363,046.06	101.24%

YTD Available Budget Report - FY24 thru Period 12

4604 Federal Operating-43504 Revenue

4600-4604-4520-920-439008-45-0-0000-0000-	RefundsCY	0.00	0.00	0.00	(433.93)	0.00	433.93	100.00%
4600-4604-4520-921-439015-45-0-0000-0000-	Misc-Other	0.00	0.00	0.00	(1,605.36)	0.00	1,605.36	100.00%
4600-4604-4520-922-439015-45-0-0000-0000-	Misc-Other	0.00	0.00	0.00	(721.36)	0.00	721.36	100.00%
4600-4604-4530-930-430100-45-0-0000-0000-	TRANSTOFND	29,658,100.00	0.00	29,658,100.00	31,469,291.79	0.00	(1,811,191.79)	*106.11%
4600-4604-4530-930-436101-45-0-0000-0000-	Interest	200,000.00	0.00	200,000.00	1,135,492.71	0.00	(935,492.71)	*567.75%
4600-4604-4530-930-543910-45-0-0000-0000-	TransFrom	(20,271,000.00)	0.00	(20,271,000.00)	(9,596,573.00)	0.00	(10,674,427.00)	47.34%
4604 Federal Operating-43504 Revenue	Grand Total:	9,587,100.00	0.00	9,587,100.00	23,005,450.85	0.00	(13,418,350.85)	239.96 %

4605 Grant Funded Operating Support Revenue

4600-4605-4520-921-439015-45-0-0000-0000-	Misc-Other	0.00	0.00	0.00	(156.00)	0.00	156.00	100.00%
4600-4605-4530-930-430100-45-0-0000-0000-	TRANSTOFND	3,268,400.00	0.00	3,268,400.00	5,147,401.18	0.00	(1,879,001.18)	*157.49%
4600-4605-4530-930-433104-45-0-0000-0000-	Fed-Grant	(480,000.00)	0.00	(480,000.00)	0.00	0.00	(480,000.00)	0.00%
4600-4605-4530-930-543910-45-0-0000-0000-	TransFrom	(1,555,300.00)	0.00	(1,555,300.00)	(1,488,635.20)	0.00	(66,664.80)	95.71%
4605 Grant Funded Operating Support Revenue	Grand Total:	1,233,100.00	0.00	1,233,100.00	3,658,609.98	0.00	(2,425,509.98)	296.70 %

4685 Measure C Transit Revenue

4680-4685-4510-912-436101-45-0-0000-0000-	Interest	0.00	0.00	0.00	(887,100.58)	0.00	887,100.58	100.00%
4680-4685-4530-930-430101-45-0-0000-0000-	TrnsFndBal	(16,136,200.00)	0.00	(16,136,200.00)	(14,881,016.64)	0.00	(1,255,183.36)	92.22%
4680-4685-4530-930-431305-45-0-0000-0000-	MeasC Rev	(15,143,500.00)	0.00	(15,143,500.00)	(18,479,040.40)	0.00	3,335,540.40	*122.03%
4680-4685-4530-930-436101-45-0-0000-0000-	Interest	(110,000.00)	0.00	(110,000.00)	0.00	0.00	(110,000.00)	0.00%
4680-4685-4530-930-543910-45-0-0000-0000-	TransFrom	0.00	0.00	0.00	(15,228,229.87)	0.00	15,228,229.87	100.00%
4680-4685-4530-930-544910-45-0-0000-0000-	TransTo	3,731,000.00	0.00	3,731,000.00	8,340,811.44	0.00	(4,609,811.44)	*223.55%
4680-4685-4540-940-431305-45-0-0000-0000-	MeasC Rev	(1,170,600.00)	0.00	(1,170,600.00)	(30,578.38)	0.00	(1,140,021.62)	2.61%
4685 Measure C Transit Revenue	Grand Total:	(28,829,300.00)	0.00	(28,829,300.00)	(41,165,154.43)	0.00	12,335,854.43	142.79 %

YTD Available Budget Report - FY24 thru Period 12

Account Number	Account Desc	Original Budget	Transfers	Revised Budget	YTD Actuals	Enc/Req	Available Budget	% Used
45 Transportation								
4602 Fresno Transit Operating Expense								
4600-4602-4510-911-651101-45-0-0000-0000-	PermSal	759,400.00	0.00	759,400.00	591,911.37	0.00	167,488.63	77.94%
4600-4602-4510-911-651102-45-0-0000-0000-	PermFringe	11,900.00	0.00	11,900.00	9,862.28	0.00	2,037.72	82.87%
4600-4602-4510-911-651103-45-0-0000-0000-	EmpLvPO-NT	28,200.00	0.00	28,200.00	20,517.90	0.00	7,682.10	72.76%
4600-4602-4510-911-651104-45-0-0000-0000-	PermFr-HW	127,700.00	0.00	127,700.00	95,622.39	0.00	32,077.61	74.88%
4600-4602-4510-911-651105-45-0-0000-0000-	PermFr-L&D	3,100.00	0.00	3,100.00	2,789.80	0.00	310.20	90.00%
4600-4602-4510-911-651107-45-0-0000-0000-	PermFr-Emp	94,100.00	0.00	94,100.00	76,617.54	0.00	17,482.46	81.42%
4600-4602-4510-911-651109-45-0-0000-0000-	LvPO-Term	8,800.00	0.00	8,800.00	8,800.00	0.00	0.00	100.00%
4600-4602-4510-911-651301-45-0-0000-0000-	Overtime	31,400.00	0.00	31,400.00	19,764.96	0.00	11,635.04	62.95%
4600-4602-4510-911-651401-45-0-0000-0000-	Prem Pay	8,900.00	0.00	8,900.00	3,770.73	0.00	5,129.27	42.37%
4600-4602-4510-911-652302-45-0-0000-0000-	EmpPObligBd	17,700.00	0.00	17,700.00	17,689.72	0.00	10.28	99.94%
4600-4602-4510-911-652601-45-0-0000-0000-	WrkrsComp	33,200.00	0.00	33,200.00	402,600.00	0.00	(369,400.00)	*1,212.65%
4600-4602-4510-911-652901-45-0-0000-0000-	RecurVehAl	4,600.00	0.00	4,600.00	3,098.50	0.00	1,501.50	67.35%
4600-4602-4510-911-653302-45-0-0000-0000-	Consult-O	40,000.00	9,948.85	49,948.85	6,200.40	3,850.75	39,897.70	20.12%
4600-4602-4510-911-653303-45-0-0000-0000-	PR&Info	20,000.00	0.00	20,000.00	0.00	0.00	20,000.00	0.00%
4600-4602-4510-911-653304-45-0-0000-0000-	NonCon-OS	2,000.00	0.00	2,000.00	3,155.09	0.00	(1,155.09)	*157.75%
4600-4602-4510-911-653306-45-0-0000-0000-	OutsdLegal	50,000.00	0.00	50,000.00	159,287.65	0.00	(109,287.65)	*318.58%
4600-4602-4510-911-653402-45-0-0000-0000-	SpSvcsTech	40,000.00	0.00	40,000.00	6,991.00	0.00	33,009.00	17.48%
4600-4602-4510-911-653403-45-0-0000-0000-	Livescan	2,500.00	0.00	2,500.00	64.00	0.00	2,436.00	2.56%
4600-4602-4510-911-653404-45-0-0000-0000-	DrgAlcTest	70,000.00	0.00	70,000.00	77,600.25	0.00	(7,600.25)	*110.86%
4600-4602-4510-911-654101-45-0-0000-0000-	Utilities	20,000.00	0.00	20,000.00	12,540.80	0.00	7,459.20	62.71%
4600-4602-4510-911-654301-45-0-0000-0000-	OSRpr-Bldg	135,000.00	0.00	135,000.00	107,624.56	109,815.44	(82,440.00)	*161.07%
4600-4602-4510-911-654303-45-0-0000-0000-	SvcCnOffEq	0.00	0.00	0.00	305.66	0.00	(305.66)	100.00%
4600-4602-4510-911-654304-45-0-0000-0000-	OSRpr-Veh	0.00	0.00	0.00	471.24	0.00	(471.24)	100.00%
4600-4602-4510-911-654305-45-0-0000-0000-	OSRpr-Eq	1,500.00	0.00	1,500.00	50.00	908.40	541.60	63.87%
4600-4602-4510-911-654421-45-0-0000-0000-	EquipRent	75,000.00	0.00	75,000.00	62,185.00	0.00	12,815.00	82.91%
4600-4602-4510-911-655501-45-0-0000-0000-	Prnt&Bind	180,000.00	26,081.45	206,081.45	149,734.70	569,546.22	(513,199.47)	*349.03%
4600-4602-4510-911-655801-45-0-0000-0000-	Training	3,500.00	0.00	3,500.00	1,200.00	0.00	2,300.00	34.29%
4600-4602-4510-911-655803-45-0-0000-0000-	Trvl&Conf	15,000.00	0.00	15,000.00	3,140.36	0.00	11,859.64	20.93%
4600-4602-4510-911-655804-45-0-0000-0000-	MiscSubsis	0.00	0.00	0.00	3,234.05	0.00	(3,234.05)	100.00%
4600-4602-4510-911-656101-45-0-0000-0000-	ClthngPers	70,000.00	0.00	70,000.00	86,903.71	0.00	(16,903.71)	*124.15%
4600-4602-4510-911-656102-45-0-0000-0000-	OffEq<300	2,500.00	0.00	2,500.00	1,928.02	0.00	571.98	77.12%
4600-4602-4510-911-656104-45-0-0000-0000-	Freight	1,000.00	0.00	1,000.00	3,395.75	0.00	(2,395.75)	*339.60%
4600-4602-4510-911-656105-45-0-0000-0000-	SmTools	0.00	0.00	0.00	43.35	0.00	(43.35)	100.00%
4600-4602-4510-911-656106-45-0-0000-0000-	Postage	0.00	0.00	0.00	124.77	0.00	(124.77)	100.00%
4600-4602-4510-911-656107-45-0-0000-0000-	OffSupp	35,000.00	0.00	35,000.00	50,064.97	0.00	(15,064.97)	*143.04%
4600-4602-4510-911-656112-45-0-0000-0000-	ClnJanSupp	5,000.00	0.00	5,000.00	14,237.62	0.00	(9,237.62)	*284.76%

YTD Available Budget Report - FY24 thru Period 12

4600-4602-4510-911-656115-45-0-0000-0000-	M&P-Veh	2,500.00	0.00	2,500.00	3,108.56	0.00	(608.56)	*124.36%
4600-4602-4510-911-656116-45-0-0000-0000-	M&P-Equip	17,400.00	0.00	17,400.00	2,485.44	0.00	14,914.56	14.28%
4600-4602-4510-911-656240-45-0-0000-0000-	OilLubrcnt	0.00	0.00	0.00	220.00	87,973.25	(88,193.25)	100.00%
4600-4602-4510-911-656262-45-0-0000-0000-	AltFuel	0.00	0.00	0.00	(4,970.67)	4,970.67	0.00	0.00%
4600-4602-4510-911-658005-45-0-0000-0000-	MiscExpend	5,000.00	0.00	5,000.00	67,820.43	50,000.00	(112,820.43)	*2,356.40%
4600-4602-4510-911-658010-45-0-0000-0000-	TaxBndPrem	40,000.00	0.00	40,000.00	88,757.65	0.00	(48,757.65)	*221.90%
4600-4602-4510-911-658017-45-0-0000-0000-	Subscr&Pub	0.00	0.00	0.00	146.61	0.00	(146.61)	100.00%
4600-4602-4510-911-658039-45-0-0000-0000-	Recruitmnt	0.00	0.00	0.00	571.50	0.00	(571.50)	100.00%
4600-4602-4510-911-757411-45-0-0000-0000-	NewMach&Eq	2,500.00	0.00	2,500.00	0.00	0.00	2,500.00	0.00%
4600-4602-4510-911-757412-45-0-0000-0000-	RplMach&Eq	0.00	0.00	0.00	379.24	0.00	(379.24)	100.00%
4600-4602-4510-911-757431-45-0-0000-0000-	Fum&Fixt	0.00	0.00	0.00	1,594.91	0.00	(1,594.91)	100.00%
4600-4602-4510-911-859101-45-0-0000-0000-	VarID toGF	500,000.00	0.00	500,000.00	259,258.40	0.00	240,741.60	51.85%
4600-4602-4510-911-859105-45-0-0000-0000-	Purch-Var	2,500.00	0.00	2,500.00	2,651.31	0.00	(151.31)	*106.04%
4600-4602-4510-911-859201-45-0-0000-0000-	CostAlloc	1,529,200.00	0.00	1,529,200.00	1,529,200.00	0.00	0.00	100.00%
4600-4602-4510-911-859304-45-0-0000-0000-	PropSlfins	35,300.00	0.00	35,300.00	35,300.00	0.00	0.00	100.00%
4600-4602-4510-911-859305-45-0-0000-0000-	LiabSlfins	700.00	0.00	700.00	700.00	0.00	0.00	100.00%
4600-4602-4510-911-859306-45-0-0000-0000-	MsngrMICop	33,600.00	0.00	33,600.00	47,514.90	0.00	(13,914.90)	*141.41%
4600-4602-4510-911-859322-45-0-0000-0000-	FltSvcs	533,600.00	(100,000.00)	433,600.00	293,616.46	0.00	139,983.54	67.72%
4600-4602-4510-911-859325-45-0-0000-0000-	FltFuel	279,000.00	(50,400.00)	228,600.00	109,993.38	0.00	118,606.62	48.12%
4600-4602-4510-911-859326-45-0-0000-0000-	FltPoolVeh	2,700.00	0.00	2,700.00	25,982.81	0.00	(23,282.81)	*962.33%
4600-4602-4510-911-859331-45-0-0000-0000-	Telephone	6,400.00	0.00	6,400.00	25,782.70	0.00	(19,382.70)	*402.86%
4600-4602-4510-911-859333-45-0-0000-0000-	10C/X Chg	0.00	0.00	0.00	502.61	0.00	(502.61)	100.00%
4600-4602-4510-911-859334-45-0-0000-0000-	InfSysSvc	105,000.00	0.00	105,000.00	105,000.00	0.00	0.00	100.00%
4600-4602-4510-911-859335-45-0-0000-0000-	InfSysEq	77,500.00	0.00	77,500.00	77,500.00	0.00	0.00	100.00%
4600-4602-4510-911-859336-45-0-0000-0000-	ERPRpicmt	4,300.00	0.00	4,300.00	4,300.00	0.00	0.00	100.00%
4600-4602-4510-911-859337-45-0-0000-0000-	NtwrkRplic	29,700.00	0.00	29,700.00	29,700.00	0.00	0.00	100.00%
4600-4602-4510-911-859338-45-0-0000-0000-	RpicLsComp	37,300.00	0.00	37,300.00	37,300.00	0.00	0.00	100.00%
4600-4602-4510-912-651101-45-0-0000-0000-	PermSal	12,664,200.00	(5,000.00)	12,659,200.00	10,462,770.31	0.00	2,196,429.69	82.65%
4600-4602-4510-912-651102-45-0-0000-0000-	PermFringe	325,500.00	0.00	325,500.00	273,890.03	0.00	51,609.97	84.14%
4600-4602-4510-912-651103-45-0-0000-0000-	EmpLvPO-NT	100,100.00	0.00	100,100.00	187,977.49	0.00	(87,877.49)	*187.79%
4600-4602-4510-912-651104-45-0-0000-0000-	PermFr-HW	2,339,000.00	0.00	2,339,000.00	2,099,369.05	0.00	239,630.95	89.75%
4600-4602-4510-912-651105-45-0-0000-0000-	PermFr-L&D	12,500.00	0.00	12,500.00	12,975.69	0.00	(475.69)	*103.81%
4600-4602-4510-912-651106-45-0-0000-0000-	PermFr-F&P	0.00	0.00	0.00	47.58	0.00	(47.58)	100.00%
4600-4602-4510-912-651107-45-0-0000-0000-	PermFr-Emp	1,492,200.00	0.00	1,492,200.00	1,317,198.16	0.00	175,001.84	88.27%
4600-4602-4510-912-651109-45-0-0000-0000-	LvPO-Term	45,500.00	0.00	45,500.00	51,189.16	0.00	(5,689.16)	*112.50%
4600-4602-4510-912-651301-45-0-0000-0000-	Overtime	1,251,700.00	0.00	1,251,700.00	2,659,310.10	0.00	(1,407,610.10)	*212.46%
4600-4602-4510-912-651401-45-0-0000-0000-	Prem Pay	39,500.00	0.00	39,500.00	80,339.27	0.00	(40,839.27)	*203.39%
4600-4602-4510-912-652302-45-0-0000-0000-	EmpPObligBd	318,100.00	0.00	318,100.00	317,915.27	0.00	184.73	99.94%
4600-4602-4510-912-652403-45-0-0000-0000-	HRA Paymts	0.00	0.00	0.00	1,458.45	0.00	(1,458.45)	100.00%
4600-4602-4510-912-652601-45-0-0000-0000-	WrkrsComp	1,306,900.00	0.00	1,306,900.00	1,306,900.00	0.00	0.00	100.00%

YTD Available Budget Report - FY24 thru Period 12

4600-4602-4510-912-653402-45-0-0000-0000-	SpSvcsTech	0.00	0.00	0.00	55.00	0.00	(55.00)	100.00%
4600-4602-4510-912-653403-45-0-0000-0000-	Livescan	0.00	0.00	0.00	1,440.00	0.00	(1,440.00)	100.00%
4600-4602-4510-912-654101-45-0-0000-0000-	Utilities	70,000.00	0.00	70,000.00	47,227.56	0.00	22,772.44	67.47%
4600-4602-4510-912-655804-45-0-0000-0000-	MiscSubsis	0.00	0.00	0.00	140.00	0.00	(140.00)	100.00%
4600-4602-4510-912-656101-45-0-0000-0000-	CltngPers	0.00	0.00	0.00	2,187.00	0.00	(2,187.00)	100.00%
4600-4602-4510-912-656111-45-0-0000-0000-	SpOpMatls	0.00	0.00	0.00	212.09	0.00	(212.09)	100.00%
4600-4602-4510-912-656240-45-0-0000-0000-	OilLubrcnt	170,000.00	0.00	170,000.00	175,049.62	0.00	(5,049.62)	*102.97%
4600-4602-4510-912-656262-45-0-0000-0000-	AltFuel	3,500,000.00	0.00	3,500,000.00	2,142,946.03	12,086.02	1,344,967.95	61.57%
4600-4602-4510-912-859105-45-0-0000-0000-	Purch-Var	900.00	0.00	900.00	673.63	0.00	226.37	74.89%
4600-4602-4510-912-859304-45-0-0000-0000-	PropSlfins	310,100.00	0.00	310,100.00	310,100.00	0.00	0.00	100.00%
4600-4602-4510-912-859305-45-0-0000-0000-	LiabSlfins	2,046,100.00	0.00	2,046,100.00	2,046,100.00	0.00	0.00	100.00%
4600-4602-4510-912-859322-45-0-0000-0000-	FltSvcs	1,000.00	0.00	1,000.00	0.00	0.00	1,000.00	0.00%
4600-4602-4510-912-859331-45-0-0000-0000-	Telephone	14,600.00	0.00	14,600.00	62,619.62	0.00	(48,019.62)	*428.90%
4600-4602-4510-912-859334-45-0-0000-0000-	InfSysSvc	23,600.00	0.00	23,600.00	23,600.00	0.00	0.00	100.00%
4600-4602-4510-912-859335-45-0-0000-0000-	InfSysEq	61,500.00	0.00	61,500.00	61,500.00	0.00	0.00	100.00%
4600-4602-4510-912-859336-45-0-0000-0000-	ERPRplcmt	95,800.00	0.00	95,800.00	95,800.00	0.00	0.00	100.00%
4600-4602-4520-920-652403-45-0-0000-0000-	HRA Paymts	0.00	0.00	0.00	1,578.48	0.00	(1,578.48)	100.00%
4600-4602-4520-920-652601-45-0-0000-0000-	WrkrsComp	129,000.00	0.00	129,000.00	35,600.00	0.00	93,400.00	27.60%
4600-4602-4520-920-859105-45-0-0000-0000-	Purch-Var	2,800.00	0.00	2,800.00	0.00	0.00	2,800.00	0.00%
4600-4602-4520-920-859120-45-0-0000-0000-	FacRprRplE	110,500.00	0.00	110,500.00	110,500.00	0.00	0.00	100.00%
4600-4602-4520-920-859304-45-0-0000-0000-	PropSlfins	102,300.00	0.00	102,300.00	102,300.00	0.00	0.00	100.00%
4600-4602-4520-920-859305-45-0-0000-0000-	LiabSlfins	9,600.00	0.00	9,600.00	9,600.00	0.00	0.00	100.00%
4600-4602-4520-920-859309-45-0-0000-0000-	FacMgmtChg	749,200.00	0.00	749,200.00	749,200.00	0.00	0.00	100.00%
4600-4602-4520-920-859322-45-0-0000-0000-	FltSvcs	18,100.00	100,000.00	118,100.00	81,523.55	0.00	36,576.45	69.03%
4600-4602-4520-920-859324-45-0-0000-0000-	FltSpProjs	57,200.00	0.00	57,200.00	31,520.72	0.00	25,679.28	55.11%
4600-4602-4520-920-859325-45-0-0000-0000-	FltFuel	12,800.00	50,000.00	62,800.00	36,986.78	0.00	25,813.22	58.90%
4600-4602-4520-920-859326-45-0-0000-0000-	FltPoolVeh	0.00	0.00	0.00	211.57	0.00	(211.57)	100.00%
4600-4602-4520-920-859331-45-0-0000-0000-	Telephone	0.00	0.00	0.00	291.64	0.00	(291.64)	100.00%
4600-4602-4520-920-859334-45-0-0000-0000-	InfSysSvc	197,500.00	0.00	197,500.00	197,500.00	0.00	0.00	100.00%
4600-4602-4520-920-859335-45-0-0000-0000-	InfSysEq	77,400.00	0.00	77,400.00	77,400.00	0.00	0.00	100.00%
4600-4602-4520-920-859336-45-0-0000-0000-	ERPRplcmt	37,400.00	0.00	37,400.00	37,400.00	0.00	0.00	100.00%
4600-4602-4520-920-859337-45-0-0000-0000-	NtwrkRplc	22,500.00	0.00	22,500.00	22,500.00	0.00	0.00	100.00%
4600-4602-4520-920-859338-45-0-0000-0000-	RplcLsComp	28,100.00	0.00	28,100.00	28,100.00	0.00	0.00	100.00%
4600-4602-4520-921-655804-45-0-0000-0000-	MiscSubsis	0.00	0.00	0.00	90.00	0.00	(90.00)	100.00%
4600-4602-4520-922-859322-45-0-0000-0000-	FltSvcs	0.00	0.00	0.00	111,323.14	0.00	(111,323.14)	100.00%
4600-4602-4520-922-859325-45-0-0000-0000-	FltFuel	0.00	0.00	0.00	62,298.69	0.00	(62,298.69)	100.00%
4600-4602-4520-922-859326-45-0-0000-0000-	FltPoolVeh	0.00	0.00	0.00	3,069.13	0.00	(3,069.13)	100.00%
4600-4602-4520-922-859331-45-0-0000-0000-	Telephone	0.00	0.00	0.00	2,896.20	0.00	(2,896.20)	100.00%
4600-4602-4530-930-651101-45-0-0000-0000-	PermSal	2,326,400.00	0.00	2,326,400.00	2,143,452.59	0.00	182,947.41	92.14%
4600-4602-4530-930-651102-45-0-0000-0000-	PermFringe	36,900.00	0.00	36,900.00	41,553.74	0.00	(4,653.74)	*112.61%

YTD Available Budget Report - FY24 thru Period 12

4600-4602-4530-930-651103-45-0-0000-0000-	EmpLvPO-NT	40,900.00	0.00	40,900.00	58,510.69	0.00	(17,610.69)	*143.06%
4600-4602-4530-930-651104-45-0-0000-0000-	PermFr-HW	341,900.00	0.00	341,900.00	313,582.57	0.00	28,317.43	91.72%
4600-4602-4530-930-651105-45-0-0000-0000-	PermFr-L&D	10,300.00	0.00	10,300.00	9,463.83	0.00	836.17	91.88%
4600-4602-4530-930-651107-45-0-0000-0000-	PermFr-Emp	286,900.00	0.00	286,900.00	258,000.49	0.00	28,899.51	89.93%
4600-4602-4530-930-651109-45-0-0000-0000-	LvPO-Term	22,200.00	0.00	22,200.00	22,200.00	0.00	0.00	100.00%
4600-4602-4530-930-651301-45-0-0000-0000-	Overtime	5,000.00	0.00	5,000.00	39,346.10	0.00	(34,346.10)	*786.92%
4600-4602-4530-930-651401-45-0-0000-0000-	Prem Pay	6,600.00	0.00	6,600.00	17,698.78	0.00	(11,098.78)	*268.17%
4600-4602-4530-930-652302-45-0-0000-0000-	EmpPObligBd	41,900.00	0.00	41,900.00	41,875.67	0.00	24.33	99.94%
4600-4602-4530-930-652403-45-0-0000-0000-	HRA Paymts	8,200.00	0.00	8,200.00	1,984.00	0.00	6,216.00	24.20%
4600-4602-4530-930-652601-45-0-0000-0000-	WrksComp	7,600.00	0.00	7,600.00	9,700.00	0.00	(2,100.00)	*127.63%
4600-4602-4530-930-652901-45-0-0000-0000-	RecurVehAl	8,300.00	0.00	8,300.00	7,052.25	0.00	1,247.75	84.96%
4600-4602-4530-930-653302-45-0-0000-0000-	Consult-O	45,000.00	36,328.96	81,328.96	5,766.01	30,564.95	44,998.00	44.67%
4600-4602-4530-930-653303-45-0-0000-0000-	PR&Info	1,500.00	0.00	1,500.00	7,905.00	16,910.98	(23,315.98)	*1,654.40%
4600-4602-4530-930-653306-45-0-0000-0000-	OutsdLegal	5,800.00	0.00	5,800.00	7,003.49	0.00	(1,203.49)	*120.74%
4600-4602-4530-930-653402-45-0-0000-0000-	SpSvcsTech	15,000.00	6,060.00	21,060.00	27,652.52	7,200.00	(13,792.52)	*165.49%
4600-4602-4530-930-653403-45-0-0000-0000-	Livescan	0.00	0.00	0.00	128.00	0.00	(128.00)	100.00%
4600-4602-4530-930-654101-45-0-0000-0000-	Utilities	857,600.00	0.00	857,600.00	849,127.78	0.00	8,472.22	99.01%
4600-4602-4530-930-654241-45-0-0000-0000-	LndscMaint	0.00	0.00	0.00	11.44	0.00	(11.44)	100.00%
4600-4602-4530-930-654301-45-0-0000-0000-	OSRpr-Bldg	2,500.00	0.00	2,500.00	9,159.66	0.00	(6,659.66)	*366.40%
4600-4602-4530-930-654305-45-0-0000-0000-	OSRpr-Eq	1,000.00	0.00	1,000.00	188.53	0.00	811.47	18.90%
4600-4602-4530-930-654501-45-0-0000-0000-	Bldg&Impvt	1,000.00	0.00	1,000.00	12,650.81	0.00	(11,650.81)	*1,265.10%
4600-4602-4530-930-655501-45-0-0000-0000-	Prnt&Bind	2,500.00	0.00	2,500.00	0.00	0.00	2,500.00	0.00%
4600-4602-4530-930-655801-45-0-0000-0000-	Training	5,000.00	0.00	5,000.00	2,469.53	0.00	2,530.47	49.40%
4600-4602-4530-930-655803-45-0-0000-0000-	Trvl&Conf	25,000.00	0.00	25,000.00	39,884.24	0.00	(14,884.24)	*159.54%
4600-4602-4530-930-655804-45-0-0000-0000-	MiscSubsis	0.00	0.00	0.00	2,798.77	0.00	(2,798.77)	100.00%
4600-4602-4530-930-656101-45-0-0000-0000-	CithngPers	10,000.00	0.00	10,000.00	1,610.29	0.00	8,389.71	16.10%
4600-4602-4530-930-656102-45-0-0000-0000-	OffEq<300	6,500.00	0.00	6,500.00	3,426.94	0.00	3,073.06	52.72%
4600-4602-4530-930-656105-45-0-0000-0000-	SmTools	0.00	0.00	0.00	245.42	0.00	(245.42)	100.00%
4600-4602-4530-930-656106-45-0-0000-0000-	Postage	0.00	0.00	0.00	68.12	0.00	(68.12)	100.00%
4600-4602-4530-930-656107-45-0-0000-0000-	OffSupp	30,000.00	0.00	30,000.00	35,507.52	1,078.08	(6,585.60)	*121.95%
4600-4602-4530-930-656108-45-0-0000-0000-	PhotoSupp	0.00	0.00	0.00	828.48	0.00	(828.48)	100.00%
4600-4602-4530-930-656110-45-0-0000-0000-	CompSoftw	0.00	0.00	0.00	3,300.00	0.00	(3,300.00)	100.00%
4600-4602-4530-930-656112-45-0-0000-0000-	ClnJanSupp	6,500.00	0.00	6,500.00	4,211.34	0.00	2,288.66	64.78%
4600-4602-4530-930-656116-45-0-0000-0000-	M&P-Equip	1,000.00	0.00	1,000.00	3,496.29	0.00	(2,496.29)	*349.60%
4600-4602-4530-930-656123-45-0-0000-0000-	M&P-Bld&lm	1,000.00	0.00	1,000.00	35,663.89	0.00	(34,663.89)	*3,566.40%
4600-4602-4530-930-658004-45-0-0000-0000-	SpProjects	0.00	0.00	0.00	131,745.20	272,650.11	(404,395.31)	100.00%
4600-4602-4530-930-658005-45-0-0000-0000-	MiscExpend	4,000.00	0.00	4,000.00	17,445.03	0.00	(13,445.03)	*436.13%
4600-4602-4530-930-658016-45-0-0000-0000-	Mmbr&Dues	60,000.00	0.00	60,000.00	23,595.00	0.00	36,405.00	39.33%
4600-4602-4530-930-658017-45-0-0000-0000-	Subscr&Pub	2,500.00	0.00	2,500.00	42,647.57	0.00	(40,147.57)	*1,705.92%
4600-4602-4530-930-658022-45-0-0000-0000-	Transverse	597,000.00	0.00	597,000.00	597,000.00	0.00	0.00	100.00%

YTD Available Budget Report - FY24 thru Period 12

4600-4602-4530-930-658039-45-0-0000-0000-	Recruitmnt	0.00	0.00	0.00	47.06	0.00	(47.06)	100.00%
4600-4602-4530-930-757411-45-0-0000-0000-	NewMach&Eq	0.00	0.00	0.00	713.31	0.00	(713.31)	100.00%
4600-4602-4530-930-757431-45-0-0000-0000-	Furn&Fixt	1,000.00	0.00	1,000.00	11,449.30	0.00	(10,449.30)	*1,144.90%
4600-4602-4530-930-859102-45-0-0000-0000-	CityAttyChg	0.00	0.00	0.00	335.00	0.00	(335.00)	100.00%
4600-4602-4530-930-859105-45-0-0000-0000-	Purch-Var	63,300.00	0.00	63,300.00	33,057.29	0.00	30,242.71	52.22%
4600-4602-4530-930-859301-45-0-0000-0000-	EmVisPrkE	0.00	0.00	0.00	960.00	0.00	(960.00)	100.00%
4600-4602-4530-930-859304-45-0-0000-0000-	PropSiflns	67,900.00	0.00	67,900.00	67,900.00	0.00	0.00	100.00%
4600-4602-4530-930-859306-45-0-0000-0000-	MsngrMICop	14,100.00	0.00	14,100.00	5,458.58	0.00	8,641.42	38.72%
4600-4602-4530-930-859310-45-0-0000-0000-	NRecSpProj	0.00	0.00	0.00	250.00	0.00	(250.00)	100.00%
4600-4602-4530-930-859322-45-0-0000-0000-	FltSvcs	8,300.00	0.00	8,300.00	5,005.38	0.00	3,294.62	60.30%
4600-4602-4530-930-859325-45-0-0000-0000-	FltFuel	700.00	0.00	700.00	2,311.65	0.00	(1,611.65)	*330.29%
4600-4602-4530-930-859326-45-0-0000-0000-	FltPoolVeh	0.00	0.00	0.00	255.66	0.00	(255.66)	100.00%
4600-4602-4530-930-859331-45-0-0000-0000-	Telephone	55,800.00	0.00	55,800.00	46,436.05	0.00	9,363.95	83.22%
4600-4602-4530-930-859333-45-0-0000-0000-	10C/X Chg	0.00	0.00	0.00	30,475.53	0.00	(30,475.53)	100.00%
4600-4602-4530-930-859334-45-0-0000-0000-	InfSysSvc	119,600.00	0.00	119,600.00	119,600.00	0.00	0.00	100.00%
4600-4602-4530-930-859335-45-0-0000-0000-	InfSysEq	114,300.00	0.00	114,300.00	114,300.00	0.00	0.00	100.00%
4600-4602-4530-930-859336-45-0-0000-0000-	ERPRplcmt	15,700.00	0.00	15,700.00	15,700.00	0.00	0.00	100.00%
4600-4602-4530-930-859337-45-0-0000-0000-	NtwrkRpic	33,100.00	0.00	33,100.00	33,100.00	0.00	0.00	100.00%
4600-4602-4530-930-859338-45-0-0000-0000-	RplcLsCcmp	41,500.00	0.00	41,500.00	41,500.00	0.00	0.00	100.00%
4600-4602-4530-931-658004-45-0-0000-0000-	SpProjects	1,730,000.00	871,325.00	2,601,325.00	1,599,014.00	2,509,451.00	(1,507,140.00)	*157.94%
4600-4602-4540-940-651101-45-0-0000-0000-	PermSal	138,700.00	0.00	138,700.00	126,240.34	0.00	12,459.66	91.02%
4600-4602-4540-940-651102-45-0-0000-0000-	PermFringe	2,200.00	0.00	2,200.00	1,960.17	0.00	239.83	89.09%
4600-4602-4540-940-651103-45-0-0000-0000-	EmpLvPO-NT	200.00	0.00	200.00	168.92	0.00	31.08	84.50%
4600-4602-4540-940-651104-45-0-0000-0000-	PermFr-HW	36,000.00	0.00	36,000.00	31,000.00	0.00	5,000.00	86.11%
4600-4602-4540-940-651107-45-0-0000-0000-	PermFr-Emp	17,200.00	0.00	17,200.00	15,202.52	0.00	1,997.48	88.39%
4600-4602-4540-940-651109-45-0-0000-0000-	LvPO-Term	1,500.00	0.00	1,500.00	1,500.00	0.00	0.00	100.00%
4600-4602-4540-940-651301-45-0-0000-0000-	Overtime	0.00	0.00	0.00	283.96	0.00	(283.96)	100.00%
4600-4602-4540-940-651401-45-0-0000-0000-	Prem Pay	1,000.00	0.00	1,000.00	276.90	0.00	723.10	27.70%
4600-4602-4540-940-652302-45-0-0000-0000-	EmpPOblgBd	4,800.00	0.00	4,800.00	4,797.21	0.00	2.79	99.94%
4600-4602-4540-940-652601-45-0-0000-0000-	WrkrsComp	3,400.00	5,000.00	8,400.00	4,300.00	0.00	4,100.00	51.19%
4600-4602-4540-940-653402-45-0-0000-0000-	SpSvcsTech	500.00	0.00	500.00	0.00	0.00	500.00	0.00%
4600-4602-4540-940-653403-45-0-0000-0000-	Livescan	0.00	0.00	0.00	32.00	0.00	(32.00)	100.00%
4600-4602-4540-940-654101-45-0-0000-0000-	Utilities	25,700.00	0.00	25,700.00	20,853.17	0.00	4,846.83	81.14%
4600-4602-4540-940-654301-45-0-0000-0000-	OSRpr-Bldg	1,000.00	0.00	1,000.00	896.54	0.00	103.46	89.70%
4600-4602-4540-940-654302-45-0-0000-0000-	OSRpr-Impr	0.00	0.00	0.00	53.76	0.00	(53.76)	100.00%
4600-4602-4540-940-654303-45-0-0000-0000-	SvcCnOffEq	1,500.00	0.00	1,500.00	0.00	0.00	1,500.00	0.00%
4600-4602-4540-940-654306-45-0-0000-0000-	SecurtySvc	58,000.00	0.00	58,000.00	61,919.39	0.00	(3,919.39)	*106.76%
4600-4602-4540-940-654501-45-0-0000-0000-	Bldg&Impvnt	0.00	0.00	0.00	1,867.33	0.00	(1,867.33)	100.00%
4600-4602-4540-940-655803-45-0-0000-0000-	Trvl&Conf	1,000.00	0.00	1,000.00	801.75	0.00	198.25	80.20%
4600-4602-4540-940-655804-45-0-0000-0000-	MiscSubsis	0.00	0.00	0.00	51.75	0.00	(51.75)	100.00%

YTD Available Budget Report - FY24 thru Period 12

4600-4602-4540-940-656102-45-0-0000-0000-	OffEq<300	1,000.00	0.00	1,000.00	321.79	0.00	678.21	32.20%
4600-4602-4540-940-656107-45-0-0000-0000-	OffSupp	3,000.00	0.00	3,000.00	4,931.34	0.00	(1,931.34)	*164.37%
4600-4602-4540-940-656112-45-0-0000-0000-	ClnJanSupp	0.00	0.00	0.00	460.66	0.00	(460.66)	100.00%
4600-4602-4540-940-656123-45-0-0000-0000-	M&P-Bld&Im	0.00	0.00	0.00	3,285.23	0.00	(3,285.23)	100.00%
4600-4602-4540-940-658005-45-0-0000-0000-	MiscExpend	1,000.00	0.00	1,000.00	297.00	0.00	703.00	29.70%
4600-4602-4540-940-859331-45-0-0000-0000-	Telephone	2,400.00	0.00	2,400.00	3,801.30	0.00	(1,401.30)	*158.38%
4600-4602-4540-940-859333-45-0-0000-0000-	10C/X Crg	0.00	0.00	0.00	2,298.00	0.00	(2,298.00)	100.00%
4600-4602-4540-940-859334-45-0-0000-0000-	InfSysSvc	19,900.00	0.00	19,900.00	19,900.00	0.00	0.00	100.00%
4600-4602-4540-940-859335-45-0-0000-0000-	InfSysEq	14,000.00	0.00	14,000.00	14,000.00	0.00	0.00	100.00%
4600-4602-4540-940-859336-45-0-0000-0000-	ERPRplcmt	1,100.00	0.00	1,100.00	1,100.00	0.00	0.00	100.00%
4600-4602-4540-940-859337-45-0-0000-0000-	NtwrkRplc	5,600.00	0.00	5,600.00	5,600.00	0.00	0.00	100.00%
4600-4602-4540-940-859338-45-0-0000-0000-	RplcLsComp	7,000.00	0.00	7,000.00	7,000.00	0.00	0.00	100.00%
4600-4602-4540-942-651101-45-0-0000-0000-	PermSal	94,900.00	0.00	94,900.00	95,931.35	0.00	(1,031.35)	*101.09%
4600-4602-4540-942-651102-45-0-0000-0000-	PermFringe	1,500.00	0.00	1,500.00	1,452.80	0.00	47.20	96.87%
4600-4602-4540-942-651103-45-0-0000-0000-	EmpLvPO-NT	300.00	0.00	300.00	871.94	0.00	(571.94)	*290.67%
4600-4602-4540-942-651104-45-0-0000-0000-	PermFr-HW	24,000.00	0.00	24,000.00	24,000.00	0.00	0.00	100.00%
4600-4602-4540-942-651107-45-0-0000-0000-	PermFr-Emp	11,300.00	0.00	11,300.00	11,643.56	0.00	(343.56)	*103.04%
4600-4602-4540-942-651109-45-0-0000-0000-	LvPO-Term	1,000.00	0.00	1,000.00	1,000.00	0.00	0.00	100.00%
4600-4602-4540-942-651301-45-0-0000-0000-	Overtime	0.00	0.00	0.00	314.96	0.00	(314.96)	100.00%
4600-4602-4540-942-651401-45-0-0000-0000-	Prem Pay	0.00	0.00	0.00	969.15	0.00	(969.15)	100.00%
4600-4602-4540-942-652302-45-0-0000-0000-	EmpPObigBd	3,200.00	0.00	3,200.00	3,198.14	0.00	1.86	99.94%
4600-4602-4540-942-652901-45-0-0000-0000-	RecurVehAl	1,100.00	0.00	1,100.00	0.00	0.00	1,100.00	0.00%
4600-4602-4540-942-653302-45-0-0000-0000-	Consult-O	0.00	0.00	0.00	52.36	0.00	(52.36)	100.00%
4600-4602-4540-942-653402-45-0-0000-0000-	SpSvcsTech	500.00	0.00	500.00	261.00	0.00	239.00	52.20%
4600-4602-4540-942-653407-45-0-0000-0000-	ConTransp	5,400,000.00	115,839.34	5,515,839.34	4,513,117.02	4,800,000.00	(3,797,277.68)	*168.84%
4600-4602-4540-942-654301-45-0-0000-0000-	OSRpr-Bldg	1,500.00	0.00	1,500.00	2,202.78	0.00	(702.78)	*146.87%
4600-4602-4540-942-654303-45-0-0000-0000-	SvcCnOffEq	7,500.00	0.00	7,500.00	7,483.73	0.00	16.27	99.79%
4600-4602-4540-942-654421-45-0-0000-0000-	EquipRent	0.00	0.00	0.00	1,995.49	0.00	(1,995.49)	100.00%
4600-4602-4540-942-654501-45-0-0000-0000-	Bldg&Impvt	1,000.00	0.00	1,000.00	5,066.41	0.00	(4,066.41)	*506.60%
4600-4602-4540-942-655501-45-0-0000-0000-	Prnt&Bind	2,000.00	0.00	2,000.00	0.00	0.00	2,000.00	0.00%
4600-4602-4540-942-655801-45-0-0000-0000-	Training	1,000.00	0.00	1,000.00	0.00	0.00	1,000.00	0.00%
4600-4602-4540-942-655803-45-0-0000-0000-	Trvl&Conf	500.00	0.00	500.00	(179.00)	0.00	679.00	-35.80%
4600-4602-4540-942-656102-45-0-0000-0000-	OffEq<300	1,000.00	0.00	1,000.00	0.00	0.00	1,000.00	0.00%
4600-4602-4540-942-656107-45-0-0000-0000-	OffSupp	3,500.00	0.00	3,500.00	3,983.96	0.00	(483.96)	*113.83%
4600-4602-4540-942-656112-45-0-0000-0000-	ClnJanSupp	0.00	0.00	0.00	97.19	0.00	(97.19)	100.00%
4600-4602-4540-942-656123-45-0-0000-0000-	M&P-Bld&Im	0.00	0.00	0.00	13,803.76	0.00	(13,803.76)	100.00%
4600-4602-4540-942-658005-45-0-0000-0000-	MiscExpend	1,000.00	0.00	1,000.00	1,676.42	0.00	(676.42)	*167.60%
4600-4602-4540-942-658027-45-0-0000-0000-	Lic&Prmt	0.00	0.00	0.00	84.00	0.00	(84.00)	100.00%
4600-4602-4540-942-859105-45-0-0000-0000-	Purch-Var	200.00	0.00	200.00	305.04	0.00	(105.04)	*152.50%
4600-4602-4540-942-859322-45-0-0000-0000-	FltSvcs	39,300.00	0.00	39,300.00	30,019.64	0.00	9,280.36	76.39%

YTD Available Budget Report - FY24 thru Period 12

4600-4602-4540-942-859324-45-0-0000-0000-	FltSpProjs	5,400.00	0.00	5,400.00	4,934.89	0.00	465.11	91.39%
4600-4602-4540-942-859325-45-0-0000-0000-	FltFuel	978,700.00	0.00	978,700.00	640,034.25	0.00	338,665.75	65.40%
4600-4602-4540-942-859334-45-0-0000-0000-	InfSysSvc	33,600.00	0.00	33,600.00	33,600.00	0.00	0.00	100.00%
4600-4602-4540-942-859335-45-0-0000-0000-	InfSysEq	23,400.00	0.00	23,400.00	23,400.00	0.00	0.00	100.00%
4600-4602-4540-942-859336-45-0-0000-0000-	ERPRplcmt	1,100.00	0.00	1,100.00	1,100.00	0.00	0.00	100.00%
4600-4602-4540-942-859337-45-0-0000-0000-	NtwrkRplc	9,500.00	0.00	9,500.00	9,500.00	0.00	0.00	100.00%
4600-4602-4540-942-859338-45-0-0000-0000-	RplcLsComp	12,000.00	0.00	12,000.00	12,000.00	0.00	0.00	100.00%
4600-4602-4540-943-651101-45-0-0000-0000-	PermSal	0.00	0.00	0.00	38,911.99	0.00	(38,911.99)	100.00%
4600-4602-4540-943-651102-45-0-0000-0000-	PermFringe	0.00	0.00	0.00	582.43	0.00	(582.43)	100.00%
4600-4602-4540-943-651103-45-0-0000-0000-	EmpLvPO-NT	500.00	0.00	500.00	0.00	0.00	500.00	0.00%
4600-4602-4540-943-651104-45-0-0000-0000-	PermFr-HW	0.00	0.00	0.00	12,000.00	0.00	(12,000.00)	100.00%
4600-4602-4540-943-651107-45-0-0000-0000-	PermFr-Emp	0.00	0.00	0.00	4,818.62	0.00	(4,818.62)	100.00%
4600-4602-4540-943-651301-45-0-0000-0000-	Overtime	0.00	0.00	0.00	55.45	0.00	(55.45)	100.00%
4600-4602-4540-943-651401-45-0-0000-0000-	Prem Pay	0.00	0.00	0.00	1,199.90	0.00	(1,199.90)	100.00%
4600-4602-4540-943-652302-45-0-0000-0000-	EmpPObligBd	1,600.00	0.00	1,600.00	1,599.07	0.00	0.93	99.94%
4600-4602-4540-943-859334-45-0-0000-0000-	InfSysSvc	100.00	0.00	100.00	100.00	0.00	0.00	100.00%
4600-4602-4540-943-859335-45-0-0000-0000-	InfSysEq	300.00	0.00	300.00	300.00	0.00	0.00	100.00%
4600-4602-4540-943-859336-45-0-0000-0000-	ERPRplcmt	500.00	0.00	500.00	500.00	0.00	0.00	100.00%
4600-4602-4550-950-859105-45-0-0000-0000-	Purch-Var	1,000.00	0.00	1,000.00	0.00	0.00	1,000.00	0.00%
4600-4602-4550-950-859334-45-0-0000-0000-	InfSysSvc	18,100.00	0.00	18,100.00	18,487.00	0.00	(387.00)	*102.14%
4600-4602-4550-950-859335-45-0-0000-0000-	InfSysEq	13,000.00	0.00	13,000.00	13,000.00	0.00	0.00	100.00%
4600-4602-4550-950-859336-45-0-0000-0000-	ERPRplcmt	1,600.00	0.00	1,600.00	1,600.00	0.00	0.00	100.00%
4600-4602-4550-950-859337-45-0-0000-0000-	NtwrkRplc	5,000.00	0.00	5,000.00	5,000.00	0.00	0.00	100.00%
4600-4602-4550-950-859338-45-0-0000-0000-	RplcLsComp	6,300.00	0.00	6,300.00	6,300.00	0.00	0.00	100.00%
4600-4602-4550-952-859331-45-0-0000-0000-	Telephone	0.00	400.00	400.00	784.30	0.00	(384.30)	*196.00%
4602 Fresno Transit Operating Expense	Grand Total:	47,028,900.00	1,065,583.60	48,094,483.60	43,033,012.41	8,477,005.87	(3,415,534.68)	107.10 %

4604 Federal Operating-43504 Expense

4600-4604-4510-912-656124-45-0-0000-0000-	Tires	370,000.00	6,785.04	376,785.04	359,991.84	322,600.00	(305,806.80)	*181.16%
4600-4604-4520-920-651101-45-0-0000-0000-	PermSal	778,400.00	0.00	778,400.00	872,549.31	0.00	(94,149.31)	*112.10%
4600-4604-4520-920-651102-45-0-0000-0000-	PermFringe	12,000.00	0.00	12,000.00	15,059.84	0.00	(3,059.84)	*125.50%
4600-4604-4520-920-651103-45-0-0000-0000-	EmpLvPO-NT	13,900.00	0.00	13,900.00	33,242.06	0.00	(19,342.06)	*239.15%
4600-4604-4520-920-651104-45-0-0000-0000-	PermFr-HW	108,000.00	0.00	108,000.00	117,899.42	0.00	(9,899.42)	*109.17%
4600-4604-4520-920-651105-45-0-0000-0000-	PermFr-L&D	3,100.00	0.00	3,100.00	2,974.52	0.00	125.48	95.97%
4600-4604-4520-920-651107-45-0-0000-0000-	PermFr-Emp	99,700.00	0.00	99,700.00	114,899.80	0.00	(15,199.80)	*115.25%
4600-4604-4520-920-651109-45-0-0000-0000-	LvPO-Term	6,600.00	0.00	6,600.00	6,600.00	0.00	0.00	100.00%
4600-4604-4520-920-651201-45-0-0000-0000-	NPmSal	0.00	0.00	0.00	31,342.58	0.00	(31,342.58)	100.00%
4600-4604-4520-920-651202-45-0-0000-0000-	NPmFringe	0.00	0.00	0.00	2,397.72	0.00	(2,397.72)	100.00%
4600-4604-4520-920-651301-45-0-0000-0000-	Overtime	14,300.00	0.00	14,300.00	9,120.61	0.00	5,179.39	63.78%
4600-4604-4520-920-651401-45-0-0000-0000-	Prem Pay	25,400.00	0.00	25,400.00	12,884.67	0.00	12,515.33	50.73%

YTD Available Budget Report - FY24 thru Period 12

4600-4604-4520-920-652302-45-0-0000-0000-	EmpPObgBd	18,200.00	0.00	18,200.00	18,189.43	0.00	10.57	99.94%
4600-4604-4520-920-652403-45-0-0000-0000-	HRA Paymts	1,400.00	0.00	1,400.00	1,260.00	0.00	140.00	90.00%
4600-4604-4520-920-652601-45-0-0000-0000-	WrkrsComp	0.00	0.00	0.00	239,600.00	0.00	(239,600.00)	100.00%
4600-4604-4520-920-652901-45-0-0000-0000-	RecurVehAl	7,200.00	0.00	7,200.00	7,426.24	0.00	(226.24)	*103.14%
4600-4604-4520-920-653302-45-0-0000-0000-	Consult-O	0.00	9,404.44	9,404.44	2,663.27	9,404.44	(2,663.27)	*128.33%
4600-4604-4520-920-653304-45-0-0000-0000-	NonCon-OS	0.00	0.00	0.00	82.71	0.00	(82.71)	100.00%
4600-4604-4520-920-653306-45-0-0000-0000-	OutsdLegal	0.00	0.00	0.00	3,913.00	0.00	(3,913.00)	100.00%
4600-4604-4520-920-653401-45-0-0000-0000-	HazWastMg	0.00	0.00	0.00	11,358.95	0.00	(11,358.95)	100.00%
4600-4604-4520-920-653402-45-0-0000-0000-	SpSvcsTech	10,000.00	0.00	10,000.00	500.00	0.00	9,500.00	5.00%
4600-4604-4520-920-653403-45-0-0000-0000-	Livescan	0.00	0.00	0.00	32.00	0.00	(32.00)	100.00%
4600-4604-4520-920-653404-45-0-0000-0000-	DrgAlcTest	10,000.00	0.00	10,000.00	10,582.75	0.00	(582.75)	*105.83%
4600-4604-4520-920-654101-45-0-0000-0000-	Utilities	670,400.00	(100,000.00)	570,400.00	75,096.08	0.00	495,303.92	13.17%
4600-4604-4520-920-654241-45-0-0000-0000-	LndscMa nt	0.00	0.00	0.00	103.09	0.00	(103.09)	100.00%
4600-4604-4520-920-654301-45-0-0000-0000-	OSRpr-Bldg	0.00	8,550.00	8,550.00	9,586.42	8,550.00	(9,586.42)	*212.12%
4600-4604-4520-920-654302-45-0-0000-0000-	OSRpr-Impr	3,000.00	0.00	3,000.00	0.00	0.00	3,000.00	0.00%
4600-4604-4520-920-654303-45-0-0000-0000-	SvcCnOffEq	800,000.00	11,513.00	811,513.00	815,235.87	649,573.45	(653,296.32)	*180.50%
4600-4604-4520-920-654304-45-0-0000-0000-	OSRpr-Veh	5,000.00	1,364.00	6,364.00	0.00	1,364.00	5,000.00	21.43%
4600-4604-4520-920-654305-45-0-0000-0000-	OSRpr-Eq	606,600.00	341,205.00	947,805.00	448,215.45	319,932.00	179,657.55	81.04%
4600-4604-4520-920-654421-45-0-0000-0000-	EquipRent	0.00	0.00	0.00	3,733.80	0.00	(3,733.80)	100.00%
4600-4604-4520-920-654501-45-0-0000-0000-	Bldg&Impvt	200,000.00	13,832.67	213,832.67	64,116.28	343,183.67	(193,467.28)	*190.48%
4600-4604-4520-920-655501-45-0-0000-0000-	Prnt&Bind	0.00	0.00	0.00	2,362.00	0.00	(2,362.00)	100.00%
4600-4604-4520-920-655801-45-0-0000-0000-	Training	5,000.00	0.00	5,000.00	17,677.00	12,492.00	(25,169.00)	*603.38%
4600-4604-4520-920-655803-45-0-0000-0000-	Trvl&Conf	15,000.00	0.00	15,000.00	2,832.34	0.00	12,167.66	18.88%
4600-4604-4520-920-656101-45-0-0000-0000-	ClthngPers	6,000.00	0.00	6,000.00	6,999.89	0.00	(999.89)	*116.67%
4600-4604-4520-920-656102-45-0-0000-0000-	OffEq<300	0.00	0.00	0.00	2,892.88	0.00	(2,892.88)	100.00%
4600-4604-4520-920-656104-45-0-0000-0000-	Freight	0.00	0.00	0.00	79.62	0.00	(79.62)	100.00%
4600-4604-4520-920-656105-45-0-0000-0000-	SmTools	5,000.00	0.00	5,000.00	9,248.45	0.00	(4,248.45)	*184.96%
4600-4604-4520-920-656106-45-0-0000-0000-	Postage	0.00	0.00	0.00	11.91	0.00	(11.91)	100.00%
4600-4604-4520-920-656107-45-0-0000-0000-	OffSupp	500.00	0.00	500.00	3,649.87	0.00	(3,149.87)	*730.00%
4600-4604-4520-920-656110-45-0-0000-0000-	CompSoftw	0.00	0.00	0.00	7,100.00	224,225.00	(231,325.00)	100.00%
4600-4604-4520-920-656111-45-0-0000-0000-	SpOpMatis	0.00	0.00	0.00	26.26	0.00	(26.26)	100.00%
4600-4604-4520-920-656112-45-0-0000-0000-	ClinJanSupp	10,000.00	0.00	10,000.00	11,592.61	0.00	(1,592.61)	*115.93%
4600-4604-4520-920-656114-45-0-0000-0000-	SpChemGas	0.00	0.00	0.00	1,395.27	0.00	(1,395.27)	100.00%
4600-4604-4520-920-656116-45-0-0000-0000-	M&P-Equip	6,000.00	0.00	6,000.00	2,182.81	0.00	3,817.19	36.38%
4600-4604-4520-920-656121-45-0-0000-0000-	Inventory	10,000.00	0.00	10,000.00	5,080.88	0.00	4,919.12	50.81%
4600-4604-4520-920-656123-45-0-0000-0000-	M&P-Bld&Im	20,000.00	0.00	20,000.00	40,719.30	0.00	(20,719.30)	*203.60%
4600-4604-4520-920-658005-45-0-0000-0000-	MiscExpend	3,000.00	0.00	3,000.00	3,063.18	0.00	(63.18)	*102.10%
4600-4604-4520-920-658027-45-0-0000-0000-	Lic&Prmt	0.00	0.00	0.00	1,818.00	0.00	(1,818.00)	100.00%
4600-4604-4520-920-757411-45-0-0000-0000-	NewMach&Eq	5,000.00	0.00	5,000.00	157,131.77	160,463.91	(312,595.68)	*6,351.92%
4600-4604-4520-920-757412-45-0-0000-0000-	RplMach&Eq	0.00	0.00	0.00	930.71	0.00	(930.71)	100.00%

YTD Available Budget Report - FY24 thru Period 12

4600-4604-4520-920-757413-45-0-0000-0000-	Equipment	10,000.00	0.00	10,000.00	35.85	0.00	9,964.15	0.36%
4600-4604-4520-920-859105-45-0-0000-0000-	Purch-Var	0.00	0.00	0.00	1,774.32	0.00	(1,774.32)	100.00%
4600-4604-4520-920-859306-45-0-0000-0000-	MsngrMICop	0.00	0.00	0.00	77.07	0.00	(77.07)	100.00%
4600-4604-4520-920-859324-45-0-0000-0000-	FitSpProjs	0.00	0.00	0.00	5,107.55	0.00	(5,107.55)	100.00%
4600-4604-4520-920-859331-45-0-0000-0000-	Telephone	37,300.00	0.00	37,300.00	105,259.51	0.00	(67,959.51)	*282.20%
4600-4604-4520-920-859333-45-0-0000-0000-	10C/X Chg	0.00	0.00	0.00	1,593.06	0.00	(1,593.06)	100.00%
4600-4604-4520-921-651101-45-0-0000-0000-	PermSal	3,683,800.00	0.00	3,683,800.00	3,066,242.90	0.00	617,557.10	83.24%
4600-4604-4520-921-651102-45-0-0000-0000-	PermFringe	56,300.00	0.00	56,300.00	50,483.66	0.00	5,816.34	89.67%
4600-4604-4520-921-651103-45-0-0000-0000-	EmpLvPO-NT	81,500.00	0.00	81,500.00	68,095.48	0.00	13,404.52	83.55%
4600-4604-4520-921-651104-45-0-0000-0000-	PermFr-HW	635,700.00	0.00	635,700.00	444,000.83	0.00	191,699.17	69.84%
4600-4604-4520-921-651105-45-0-0000-0000-	PermFr-L&D	3,000.00	0.00	3,000.00	2,566.19	0.00	433.81	85.53%
4600-4604-4520-921-651107-45-0-0000-0000-	PermFr-Emp	462,600.00	0.00	462,600.00	407,216.18	0.00	55,383.82	88.03%
4600-4604-4520-921-651109-45-0-0000-0000-	LvPO-Term	18,900.00	0.00	18,900.00	18,900.00	0.00	0.00	100.00%
4600-4604-4520-921-651301-45-0-0000-0000-	Overtime	94,300.00	0.00	94,300.00	116,885.20	0.00	(22,585.20)	*123.95%
4600-4604-4520-921-651401-45-0-0000-0000-	Prem Pay	93,100.00	0.00	93,100.00	162,724.74	0.00	(69,624.74)	*174.79%
4600-4604-4520-921-652302-45-0-0000-0000-	EmpPObigBd	80,900.00	0.00	80,900.00	80,853.02	0.00	46.98	99.94%
4600-4604-4520-921-652403-45-0-0000-0000-	HRA Paymts	0.00	0.00	0.00	293.71	0.00	(293.71)	100.00%
4600-4604-4520-921-652601-45-0-0000-0000-	WrkrsComp	386,000.00	0.00	386,000.00	386,000.00	0.00	0.00	100.00%
4600-4604-4520-921-653401-45-0-0000-0000-	HazWastMg	80,000.00	0.00	80,000.00	84,123.67	0.00	(4,123.67)	*105.16%
4600-4604-4520-921-653402-45-0-0000-0000-	SpSvcsTech	0.00	0.00	0.00	778.06	0.00	(778.06)	100.00%
4600-4604-4520-921-653403-45-0-0000-0000-	Livescan	0.00	0.00	0.00	512.00	0.00	(512.00)	100.00%
4600-4604-4520-921-654241-45-0-0000-0000-	LndscMa nt	0.00	0.00	0.00	412.72	0.00	(412.72)	100.00%
4600-4604-4520-921-654301-45-0-0000-0000-	OSRpr-Bldg	135,000.00	0.00	135,000.00	204,830.21	222,523.65	(292,353.86)	*316.56%
4600-4604-4520-921-654304-45-0-0000-0000-	OSRpr-Veh	170,000.00	100,000.00	270,000.00	264,444.00	63,629.42	(58,073.42)	*121.51%
4600-4604-4520-921-654305-45-0-0000-0000-	OSRpr-Eq	20,000.00	0.00	20,000.00	21,991.37	5,525.85	(7,517.22)	*137.59%
4600-4604-4520-921-654421-45-0-0000-0000-	EquipRent	0.00	0.00	0.00	9,319.19	0.00	(9,319.19)	100.00%
4600-4604-4520-921-654501-45-0-0000-0000-	Bldg&Impvt	0.00	0.00	0.00	7,576.91	0.00	(7,576.91)	100.00%
4600-4604-4520-921-655801-45-0-0000-0000-	Training	0.00	0.00	0.00	4,749.75	0.00	(4,749.75)	100.00%
4600-4604-4520-921-655804-45-0-0000-0000-	MiscSubsis	0.00	0.00	0.00	261.00	0.00	(261.00)	100.00%
4600-4604-4520-921-656101-45-0-0000-0000-	CltngngPers	25,000.00	0.00	25,000.00	25,711.54	0.00	(711.54)	*102.85%
4600-4604-4520-921-656104-45-0-0000-0000-	Freight	0.00	0.00	0.00	49.68	0.00	(49.68)	100.00%
4600-4604-4520-921-656105-45-0-0000-0000-	SmTools	18,000.00	0.00	18,000.00	32,371.33	0.00	(14,371.33)	*179.84%
4600-4604-4520-921-656106-45-0-0000-0000-	Postage	0.00	0.00	0.00	105.59	0.00	(105.59)	100.00%
4600-4604-4520-921-656111-45-0-0000-0000-	SpOpMatts	0.00	0.00	0.00	654.98	0.00	(654.98)	100.00%
4600-4604-4520-921-656112-45-0-0000-0000-	ClnJanSupp	0.00	0.00	0.00	11,869.12	0.00	(11,869.12)	100.00%
4600-4604-4520-921-656115-45-0-0000-0000-	M&P-Veh	200,000.00	7,032.81	207,032.81	253,916.35	130,182.72	(177,066.26)	*185.53%
4600-4604-4520-921-656116-45-0-0000-0000-	M&P-Equip	18,000.00	0.00	18,000.00	29,858.48	6,223.41	(18,081.89)	*200.46%
4600-4604-4520-921-656121-45-0-0000-0000-	Inventory	1,794,300.00	766,218.59	2,560,518.59	2,398,439.32	548,992.74	(386,913.47)	*115.11%
4600-4604-4520-921-656123-45-0-0000-0000-	M&P-Bld&lm	0.00	0.00	0.00	6,324.23	0.00	(6,324.23)	100.00%
4600-4604-4520-921-656240-45-0-0000-0000-	OilLubrcnt	0.00	0.00	0.00	3,063.01	0.00	(3,063.01)	100.00%

YTD Available Budget Report - FY24 thru Period 12

4600-4604-4520-921-656262-45-0-0000-0000-	AltFuel	0.00	0.00	0.00	1,991.14	0.00	(1,991.14)	100.00%
4600-4604-4520-921-658005-45-0-0000-0000-	MiscExpend	0.00	0.00	0.00	323.91	0.00	(323.91)	100.00%
4600-4604-4520-921-658039-45-0-0000-0000-	Recruitmnt	0.00	0.00	0.00	200.00	0.00	(200.00)	100.00%
4600-4604-4520-921-757412-45-0-0000-0000-	RplMach&Eq	5,000.00	0.00	5,000.00	1,060.55	0.00	3,939.45	21.22%
4600-4604-4520-921-859105-45-0-0000-0000-	Purch-Var	0.00	0.00	0.00	7,562.45	0.00	(7,562.45)	100.00%
4600-4604-4520-921-859331-45-0-0000-0000-	Telephone	300.00	0.00	300.00	517.65	0.00	(217.65)	*172.67%
4600-4604-4520-922-651101-45-0-0000-0000-	PermSal	1,123,900.00	0.00	1,123,900.00	1,210,989.11	0.00	(87,089.11)	*107.75%
4600-4604-4520-922-651102-45-0-0000-0000-	PermFringe	17,500.00	0.00	17,500.00	25,670.70	0.00	(8,170.70)	*146.69%
4600-4604-4520-922-651103-45-0-0000-0000-	EmpLvPO-NT	19,000.00	0.00	19,000.00	20,591.87	0.00	(1,591.87)	*108.38%
4600-4604-4520-922-651104-45-0-0000-0000-	PermFr-HW	263,900.00	0.00	263,900.00	215,260.89	0.00	48,639.11	81.57%
4600-4604-4520-922-651105-45-0-0000-0000-	PermFr-L&D	2,000.00	0.00	2,000.00	2,121.86	0.00	(121.86)	*106.10%
4600-4604-4520-922-651107-45-0-0000-0000-	PermFr-Emp	138,500.00	0.00	138,500.00	141,527.40	0.00	(3,027.40)	*102.19%
4600-4604-4520-922-651109-45-0-0000-0000-	LvPO-Term	9,700.00	0.00	9,700.00	9,700.00	0.00	0.00	100.00%
4600-4604-4520-922-651201-45-0-0000-0000-	NPrmSal	0.00	0.00	0.00	3,776.78	0.00	(3,776.78)	100.00%
4600-4604-4520-922-651202-45-0-0000-0000-	NPrmFringe	0.00	0.00	0.00	288.92	0.00	(288.92)	100.00%
4600-4604-4520-922-651301-45-0-0000-0000-	Overtime	16,400.00	0.00	16,400.00	22,577.03	0.00	(6,177.03)	*137.66%
4600-4604-4520-922-651401-45-0-0000-0000-	Prem Pay	5,000.00	0.00	5,000.00	31,022.43	0.00	(26,022.43)	*620.44%
4600-4604-4520-922-652302-45-0-0000-0000-	EmpPOblgBd	34,900.00	0.00	34,900.00	34,879.74	0.00	20.26	99.94%
4600-4604-4520-922-652601-45-0-0000-0000-	WrkrsComp	15,200.00	0.00	15,200.00	15,200.00	0.00	0.00	100.00%
4600-4604-4520-922-653304-45-0-0000-0000-	NonCon-OS	2,500.00	0.00	2,500.00	979.57	0.00	1,520.43	39.20%
4600-4604-4520-922-653306-45-0-0000-0000-	OutsdLegal	0.00	0.00	0.00	6,498.00	0.00	(6,498.00)	100.00%
4600-4604-4520-922-653402-45-0-0000-0000-	SpSvcsTech	0.00	0.00	0.00	3,323.02	0.00	(3,323.02)	100.00%
4600-4604-4520-922-653403-45-0-0000-0000-	Livescan	0.00	0.00	0.00	192.00	0.00	(192.00)	100.00%
4600-4604-4520-922-654241-45-0-0000-0000-	LndscMaint	0.00	0.00	0.00	3,258.13	0.00	(3,258.13)	100.00%
4600-4604-4520-922-654301-45-0-0000-0000-	OSRpr-Bldg	0.00	0.00	0.00	21,962.52	0.00	(21,962.52)	100.00%
4600-4604-4520-922-654304-45-0-0000-0000-	OSRpr-Veh	0.00	0.00	0.00	11,618.07	7,882.88	(19,500.95)	100.00%
4600-4604-4520-922-654305-45-0-0000-0000-	OSRpr-Eq	0.00	0.00	0.00	4,507.18	0.00	(4,507.18)	100.00%
4600-4604-4520-922-654501-45-0-0000-0000-	Bldg&Impvt	12,000.00	1,041.17	13,041.17	13,901.29	1,041.17	(1,901.29)	*114.58%
4600-4604-4520-922-655801-45-0-0000-0000-	Training	0.00	0.00	0.00	1,390.00	0.00	(1,390.00)	100.00%
4600-4604-4520-922-655803-45-0-0000-0000-	Trvl&Conf	0.00	0.00	0.00	4,706.87	0.00	(4,706.87)	100.00%
4600-4604-4520-922-656101-45-0-0000-0000-	CithngPers	5,000.00	0.00	5,000.00	23,978.56	0.00	(18,978.56)	*479.58%
4600-4604-4520-922-656105-45-0-0000-0000-	SmTools	6,000.00	0.00	6,000.00	19,388.55	0.00	(13,388.55)	*323.15%
4600-4604-4520-922-656107-45-0-0000-0000-	OffSupp	500.00	0.00	500.00	3,455.13	0.00	(2,955.13)	*691.00%
4600-4604-4520-922-656111-45-0-0000-0000-	SpOpMats	0.00	0.00	0.00	1,696.49	0.00	(1,696.49)	100.00%
4600-4604-4520-922-656112-45-0-0000-0000-	ClnJanSupp	35,000.00	0.00	35,000.00	51,597.75	0.00	(16,597.75)	*147.42%
4600-4604-4520-922-656114-45-0-0000-0000-	SpChemGas	0.00	0.00	0.00	508.99	0.00	(508.99)	100.00%
4600-4604-4520-922-656115-45-0-0000-0000-	M&P-Veh	0.00	0.00	0.00	38,341.74	80,980.48	(119,322.22)	100.00%
4600-4604-4520-922-656116-45-0-0000-0000-	M&P-Equip	2,500.00	0.00	2,500.00	32,895.65	0.00	(30,395.65)	*1,315.84%
4600-4604-4520-922-656121-45-0-0000-0000-	Inventory	0.00	0.00	0.00	5,038.84	0.00	(5,038.84)	100.00%
4600-4604-4520-922-656123-45-0-0000-0000-	M&P-Bld&lm	5,000.00	0.00	5,000.00	37,036.07	0.00	(32,036.07)	*740.72%

YTD Available Budget Report - FY24 thru Period 12

4600-4604-4520-922-658005-45-0-0000-0000-	MiscExpend	0.00	0.00	0.00	177.91	0.00	(177.91)	100.00%
4600-4604-4520-922-757411-45-0-0000-0000-	NewMach&Eq	2,500.00	0.00	2,500.00	21,606.43	9,426.45	(28,532.88)	*1,241.32%
4600-4604-4520-922-757412-45-0-0000-0000-	RplMach&Eq	0.00	0.00	0.00	6,618.30	45,133.92	(51,752.22)	100.00%
4600-4604-4520-922-757421-45-0-0000-0000-	NewVehAcq	0.00	0.00	0.00	196,582.56	206,618.87	(403,201.43)	100.00%
4600-4604-4520-922-859105-45-0-0000-0000-	Purch-Var	0.00	0.00	0.00	1,318.21	0.00	(1,318.21)	100.00%
4600-4604-4520-922-859116-45-0-0000-0000-	EquipUsage	0.00	0.00	0.00	146.00	0.00	(146.00)	100.00%
4600-4604-4520-922-859117-45-0-0000-0000-	Overhead	0.00	0.00	0.00	1,617.72	0.00	(1,617.72)	100.00%
4600-4604-4520-922-859306-45-0-0000-0000-	MsngrMICop	2,800.00	0.00	2,800.00	63.00	0.00	2,737.00	2.25%
4600-4604-4520-922-859331-45-0-0000-0000-	Telephone	3,000.00	0.00	3,000.00	13,431.36	0.00	(10,431.36)	*447.70%
4600-4604-4520-922-859333-45-0-0000-0000-	10C/X Chg	0.00	0.00	0.00	9,720.70	0.00	(9,720.70)	100.00%
4600-4604-4530-930-651101-45-0-0000-0000-	PermSal	486,700.00	0.00	486,700.00	493,776.13	0.00	(7,076.13)	*101.45%
4600-4604-4530-930-651102-45-0-0000-0000-	PermFringe	7,600.00	0.00	7,600.00	7,796.91	0.00	(196.91)	*102.59%
4600-4604-4530-930-651103-45-0-0000-0000-	EmpLvPO-NT	5,100.00	0.00	5,100.00	13,895.55	0.00	(8,795.55)	*272.47%
4600-4604-4530-930-651104-45-0-0000-0000-	PermFr-HW	48,000.00	0.00	48,000.00	48,000.00	0.00	0.00	100.00%
4600-4604-4530-930-651105-45-0-0000-0000-	PermFr-L&D	3,600.00	0.00	3,600.00	3,840.22	0.00	(240.22)	*106.67%
4600-4604-4530-930-651107-45-0-0000-0000-	PermFr-Emp	57,800.00	0.00	57,800.00	60,297.25	0.00	(2,497.25)	*104.32%
4600-4604-4530-930-651109-45-0-0000-0000-	LvPO-Term	4,900.00	0.00	4,900.00	4,900.00	0.00	0.00	100.00%
4600-4604-4530-930-651401-45-0-0000-0000-	Prem Pay	1,500.00	0.00	1,500.00	900.12	0.00	599.88	60.00%
4600-4604-4530-930-652302-45-0-0000-0000-	EmpPObigBd	6,300.00	0.00	6,300.00	6,296.34	0.00	3.66	99.94%
4600-4604-4530-930-655803-45-0-0000-0000-	Trvl&Conf	1,500.00	0.00	1,500.00	4,236.40	0.00	(2,736.40)	*282.40%
4600-4604-4530-930-656107-45-0-0000-0000-	OffSupp	0.00	0.00	0.00	8,134.02	0.00	(8,134.02)	100.00%
4600-4604-4530-930-859331-45-0-0000-0000-	Telephone	4,100.00	0.00	4,100.00	1,700.00	0.00	2,400.00	41.46%
4600-4604-4540-942-653407-45-0-0000-0000-	ConTransp	3,600,000.00	(590,773.77)	3,009,226.23	3,008,744.69	3,200,000.00	(3,199,518.46)	*206.32%
4600-4604-4540-942-656123-45-0-0000-0000-	M&P-Bld&lm	2,000.00	0.00	2,000.00	160.44	0.00	1,839.56	8.00%
4600-4604-4550-950-651101-45-0-0000-0000-	PermSal	57,500.00	0.00	57,500.00	65,538.29	0.00	(8,038.29)	*113.98%
4600-4604-4550-950-651102-45-0-0000-0000-	PermFringe	900.00	0.00	900.00	1,450.24	0.00	(550.24)	*161.11%
4600-4604-4550-950-651103-45-0-0000-0000-	EmpLvPO-NT	0.00	0.00	0.00	4,461.41	0.00	(4,461.41)	100.00%
4600-4604-4550-950-651104-45-0-0000-0000-	PermFr-HW	6,000.00	0.00	6,000.00	5,725.03	0.00	274.97	95.42%
4600-4604-4550-950-651105-45-0-0000-0000-	PermFr-L&D	400.00	0.00	400.00	496.56	0.00	(96.56)	*124.25%
4600-4604-4550-950-651107-45-0-0000-0000-	PermFr-Emp	6,800.00	0.00	6,800.00	7,860.13	0.00	(1,060.13)	*115.59%
4600-4604-4550-950-651401-45-0-0000-0000-	Prem Pay	0.00	0.00	0.00	1,521.01	0.00	(1,521.01)	100.00%
4600-4604-4550-950-653402-45-0-0000-0000-	SpSvcsTech	70,000.00	25,000.00	95,000.00	25,410.00	1,000.00	68,590.00	27.80%
4600-4604-4550-950-655501-45-0-0000-0000-	Pmnt&Bind	2,000.00	0.00	2,000.00	0.00	0.00	2,000.00	0.00%
4600-4604-4550-950-655801-45-0-0000-0000-	Training	0.00	0.00	0.00	1,600.00	0.00	(1,600.00)	100.00%
4600-4604-4550-950-655803-45-0-0000-0000-	Trvl&Conf	10,000.00	0.00	10,000.00	3,913.74	0.00	6,086.26	39.14%
4600-4604-4550-950-656104-45-0-0000-0000-	Freight	100.00	0.00	100.00	0.00	0.00	100.00	0.00%
4600-4604-4550-950-656107-45-0-0000-0000-	OffSupp	1,000.00	0.00	1,000.00	725.17	0.00	274.83	72.50%
4600-4604-4550-950-658016-45-0-0000-0000-	Mmbr&Dues	1,000.00	0.00	1,000.00	0.00	0.00	1,000.00	0.00%
4600-4604-4550-950-757431-45-0-0000-0000-	Furn&Fix:	1,000.00	0.00	1,000.00	0.00	0.00	1,000.00	0.00%
4600-4604-4550-950-859105-45-0-0000-0000-	Purch-Var	0.00	0.00	0.00	292.33	0.00	(292.33)	100.00%

YTD Available Budget Report - FY24 thru Period 12

4600-4604-4550-950-859306-45-0-0000-0000-	MsngrMICop	0.00	0.00	0.00	65.63	0.00	(65.63)	100.00%
4600-4604-4550-950-859331-45-0-0000-0000-	Telephone	200.00	0.00	200.00	1,331.87	0.00	(1,131.87)	*666.00%
4600-4604-4550-952-651101-45-0-0000-0000-	PermSal	236,700.00	0.00	236,700.00	207,423.63	0.00	29,276.37	87.63%
4600-4604-4550-952-651102-45-0-0000-0000-	PermFringe	3,700.00	0.00	3,700.00	3,233.94	0.00	466.06	87.41%
4600-4604-4550-952-651103-45-0-0000-0000-	EmpLvPO-NT	5,800.00	0.00	5,800.00	6,371.33	0.00	(571.33)	*109.84%
4600-4604-4550-952-651104-45-0-0000-0000-	PermFr-HW	24,000.00	0.00	24,000.00	22,982.69	0.00	1,017.31	95.76%
4600-4604-4550-952-651105-45-0-0000-0000-	PermFr-L&D	1,000.00	0.00	1,000.00	812.13	0.00	187.87	81.20%
4600-4604-4550-952-651107-45-0-0000-0000-	PermFr-Emp	29,600.00	0.00	29,600.00	28,810.38	0.00	789.62	97.33%
4600-4604-4550-952-651109-45-0-0000-0000-	LvPO-Term	2,100.00	0.00	2,100.00	2,100.00	0.00	0.00	100.00%
4600-4604-4550-952-651301-45-0-0000-0000-	Overtime	0.00	0.00	0.00	1,167.16	0.00	(1,167.16)	100.00%
4600-4604-4550-952-651401-45-0-0000-0000-	Prem Pay	1,500.00	0.00	1,500.00	884.87	0.00	615.13	59.00%
4600-4604-4550-952-652302-45-0-0000-0000-	EmpPObligBd	3,200.00	0.00	3,200.00	3,198.14	0.00	1.86	99.94%
4600-4604-4550-952-653303-45-0-0000-0000-	PR&Info	4,800.00	0.00	4,800.00	5,370.56	0.00	(570.56)	*111.90%
4600-4604-4550-952-653402-45-0-0000-0000-	SpSvcsTech	2,500.00	0.00	2,500.00	0.00	0.00	2,500.00	0.00%
4600-4604-4550-952-655501-45-0-0000-0000-	Prnt&Bind	2,000.00	0.00	2,000.00	0.00	0.00	2,000.00	0.00%
4600-4604-4550-952-655803-45-0-0000-0000-	Trvl&Conf	5,000.00	0.00	5,000.00	550.00	0.00	4,450.00	11.00%
4600-4604-4550-952-656102-45-0-0000-0000-	OffEq<300	500.00	0.00	500.00	0.00	0.00	500.00	0.00%
4600-4604-4550-952-656107-45-0-0000-0000-	OffSupp	1,000.00	0.00	1,000.00	26.99	0.00	973.01	2.70%
4600-4604-4550-952-658005-45-0-0000-0000-	MiscExpend	1,000.00	0.00	1,000.00	329.03	0.00	670.97	32.90%
4600-4604-4550-952-658016-45-0-0000-0000-	Mmbr&Dues	0.00	0.00	0.00	863.68	0.00	(863.68)	100.00%
4600-4604-4550-952-859105-45-0-0000-0000-	Purch-Var	0.00	0.00	0.00	152.52	0.00	(152.52)	100.00%
4600-4604-4550-952-859306-45-0-0000-0000-	MsngrMICop	300.00	0.00	300.00	249.88	0.00	50.12	83.33%
4600-4604-4550-952-859333-45-0-0000-0000-	10C/X Chg	0.00	0.00	0.00	6,717.40	0.00	(6,717.40)	100.00%
4600-4604-4550-953-651101-45-0-0000-0000-	PermSal	72,700.00	0.00	72,700.00	76,085.82	0.00	(3,385.82)	*104.66%
4600-4604-4550-953-651102-45-0-0000-0000-	PermFringe	1,100.00	0.00	1,100.00	1,486.23	0.00	(386.23)	*135.09%
4600-4604-4550-953-651103-45-0-0000-0000-	EmpLvPO-NT	200.00	0.00	200.00	0.00	0.00	200.00	0.00%
4600-4604-4550-953-651104-45-0-0000-0000-	PermFr-HW	12,000.00	0.00	12,000.00	12,450.06	0.00	(450.06)	*103.75%
4600-4604-4550-953-651105-45-0-0000-0000-	PermFr-L&D	500.00	0.00	500.00	590.41	0.00	(90.41)	*118.00%
4600-4604-4550-953-651107-45-0-0000-0000-	PermFr-Emp	8,600.00	0.00	8,600.00	9,270.89	0.00	(670.89)	*107.80%
4600-4604-4550-953-651109-45-0-0000-0000-	LvPO-Term	1,300.00	0.00	1,300.00	1,300.00	0.00	0.00	100.00%
4600-4604-4550-953-651201-45-0-0000-0000-	NPrmSal	0.00	0.00	0.00	6,927.50	0.00	(6,927.50)	100.00%
4600-4604-4550-953-651202-45-0-0000-0000-	NPrmFringe	0.00	0.00	0.00	529.95	0.00	(529.95)	100.00%
4600-4604-4550-953-651401-45-0-0000-0000-	Prem Pay	1,500.00	0.00	1,500.00	103.86	0.00	1,396.14	6.93%
4600-4604-4550-953-652302-45-0-0000-0000-	EmpPObligBd	1,600.00	0.00	1,600.00	1,599.07	0.00	0.93	99.94%
4600-4604-4550-953-652403-45-0-0000-0000-	HRA Paymts	1,400.00	0.00	1,400.00	1,260.00	0.00	140.00	90.00%
4600-4604-4550-953-652901-45-0-0000-0000-	RecurVehAl	0.00	0.00	0.00	1,080.00	0.00	(1,080.00)	100.00%
4600-4604-4550-953-653302-45-0-0000-0000-	Consult-O	10,000.00	0.00	10,000.00	0.00	0.00	10,000.00	0.00%
4600-4604-4550-953-653303-45-0-0000-0000-	PR&Info	97,200.00	0.00	97,200.00	9,511.79	0.00	87,688.21	9.79%
4600-4604-4550-953-653304-45-0-0000-0000-	NonCon-OS	10,000.00	0.00	10,000.00	0.00	0.00	10,000.00	0.00%
4600-4604-4550-953-655501-45-0-0000-0000-	Prnt&Bind	40,000.00	0.00	40,000.00	4,259.24	0.00	35,740.76	10.65%

YTD Available Budget Report - FY24 thru Period 12

4600-4604-4550-953-655801-45-0-0000-0000-	Training	1,000.00	0.00	1,000.00	0.00	0.00	1,000.00	0.00%
4600-4604-4550-953-655803-45-0-0000-0000-	Trvl&Conf	5,000.00	0.00	5,000.00	2,522.44	0.00	2,477.56	50.44%
4600-4604-4550-953-655804-45-0-0000-0000-	MiscSubsis	0.00	0.00	0.00	924.40	0.00	(924.40)	100.00%
4600-4604-4550-953-656102-45-0-0000-0000-	OffEq<300	0.00	0.00	0.00	216.69	0.00	(216.69)	100.00%
4600-4604-4550-953-656107-45-0-0000-0000-	OffSupp	2,000.00	0.00	2,000.00	1,225.82	0.00	774.18	61.30%
4600-4604-4550-953-656110-45-0-0000-0000-	CompSoftw	0.00	0.00	0.00	119.99	0.00	(119.99)	100.00%
4600-4604-4550-953-658037-45-0-0000-0000-	Advr&Prom	0.00	0.00	0.00	330.08	0.00	(330.08)	100.00%
4600-4604-4550-953-859306-45-0-0000-0000-	MsngrMlCop	1,500.00	0.00	1,500.00	0.00	0.00	1,500.00	0.00%
4604 Federal Operating-43504 Expense	Grand Total:	18,658,800.00	601,172.95	19,259,972.95	18,335,851.33	6,580,950.03	(5,656,828.41)	129.37 %

4605 Grant Funded Operating Support Expense

4600-4605-4510-912-651101-45-0-0000-0000-	PermSal	2,417,000.00	0.00	2,417,000.00	1,539,120.85	0.00	877,879.15	63.68%
4600-4605-4510-912-651102-45-0-0000-0000-	PermFringe	66,000.00	0.00	66,000.00	39,958.11	0.00	26,041.89	60.54%
4600-4605-4510-912-651103-45-0-0000-0000-	EmpLvPO-NT	36,800.00	0.00	36,800.00	16,440.52	0.00	20,359.48	44.68%
4600-4605-4510-912-651104-45-0-0000-0000-	PermFr-HW	455,800.00	0.00	455,800.00	308,000.00	0.00	147,800.00	67.57%
4600-4605-4510-912-651105-45-0-0000-0000-	PermFr-L&D	1,200.00	0.00	1,200.00	702.93	0.00	497.07	58.58%
4600-4605-4510-912-651107-45-0-0000-0000-	PermFr-Emp	286,300.00	0.00	286,300.00	197,892.03	0.00	88,407.97	69.12%
4600-4605-4510-912-651109-45-0-0000-0000-	LvPO-Term	6,900.00	0.00	6,900.00	6,900.00	0.00	0.00	100.00%
4600-4605-4510-912-651301-45-0-0000-0000-	Overtime	169,700.00	0.00	169,700.00	325,021.57	0.00	(155,321.57)	*191.53%
4600-4605-4510-912-651401-45-0-0000-0000-	Prem Pay	9,000.00	0.00	9,000.00	13,673.09	0.00	(4,673.09)	*151.92%
4600-4605-4510-912-652302-45-0-0000-0000-	EmpPOblgBd	50,000.00	0.00	50,000.00	49,970.97	0.00	29.03	99.94%
4600-4605-4510-912-652403-45-0-0000-0000-	HRA Paymts	1,400.00	0.00	1,400.00	3,676.56	0.00	(2,276.56)	*262.64%
4600-4605-4510-912-653403-45-0-0000-0000-	Livescan	0.00	0.00	0.00	256.00	0.00	(256.00)	100.00%
4600-4605-4510-912-656124-45-0-0000-0000-	Tires	10,000.00	0.00	10,000.00	0.00	0.00	10,000.00	0.00%
4605 Grant Funded Operating Support Expense	Grand Total:	3,510,100.00	0.00	3,510,100.00	2,501,612.63	0.00	1,008,487.37	71.27 %


4685 Measure C Transit Expense

4680-4685-4510-911-656262-45-0-0000-0000-	AltFuel	0.00	0.00	0.00	(4,234.27)	4,234.27	0.00	0.00%
4680-4685-4510-911-859334-45-0-0000-0000-	InfSysSvc	100.00	0.00	100.00	100.00	0.00	0.00	100.00%
4680-4685-4510-911-859335-45-0-0000-0000-	InfSysEq	300.00	0.00	300.00	300.00	0.00	0.00	100.00%
4680-4685-4510-911-859336-45-0-0000-0000-	ERPRplcmt	500.00	0.00	500.00	500.00	0.00	0.00	100.00%
4680-4685-4510-912-651101-45-0-0000-0000-	PermSal	9,000,700.00	0.00	9,000,700.00	7,592,847.41	0.00	1,407,852.59	84.36%
4680-4685-4510-912-651102-45-0-0000-0000-	PermFringe	240,700.00	0.00	240,700.00	200,161.24	0.00	40,538.76	83.16%
4680-4685-4510-912-651103-45-0-0000-0000-	EmpLvPO-NT	63,000.00	0.00	63,000.00	97,328.72	0.00	(34,328.72)	*154.49%
4680-4685-4510-912-651104-45-0-0000-0000-	PermFr-HW	1,667,300.00	0.00	1,667,300.00	1,473,570.42	0.00	193,729.58	88.38%
4680-4685-4510-912-651105-45-0-0000-0000-	PermFr-L&D	5,100.00	0.00	5,100.00	6,187.50	0.00	(1,087.50)	*121.33%
4680-4685-4510-912-651107-45-0-0000-0000-	PermFr-Emp	1,081,000.00	0.00	1,081,000.00	988,755.99	0.00	92,244.01	91.47%
4680-4685-4510-912-651109-45-0-0000-0000-	LvPO-Term	25,500.00	0.00	25,500.00	25,500.00	0.00	0.00	100.00%
4680-4685-4510-912-651301-45-0-0000-0000-	Overtime	601,600.00	0.00	601,600.00	1,891,878.06	0.00	(1,290,278.06)	*314.47%
4680-4685-4510-912-651401-45-0-0000-0000-	Prem Pay	24,700.00	0.00	24,700.00	66,664.08	0.00	(41,964.08)	*269.89%

YTD Available Budget Report - FY24 thru Period 12

4680-4685-4510-912-652302-45-0-0000-0000-	EmpPObligBd	206,200.00	0.00	206,200.00	206,080.25	0.00	119.75	99.94%
4680-4685-4510-912-652403-45-0-0000-0000-	HRA Paymts	8,500.00	0.00	8,500.00	9,378.33	0.00	(878.33)	*110.33%
4680-4685-4510-912-652601-45-0-0000-0000-	WrkrsComp	281,100.00	0.00	281,100.00	281,100.00	0.00	0.00	100.00%
4680-4685-4510-912-653403-45-0-0000-0000-	Livescan	0.00	0.00	0.00	962.00	0.00	(962.00)	100.00%
4680-4685-4510-912-655804-45-0-0000-0000-	MiscSubsis	0.00	0.00	0.00	80.00	0.00	(80.00)	100.00%
4680-4685-4510-912-656262-45-0-0000-0000-	AltFuel	3,133,300.00	0.00	3,133,300.00	2,129,233.35	11,242.95	992,823.70	68.31%
4680-4685-4510-912-859101-45-0-0000-0000-	VarID toGF	500,000.00	0.00	500,000.00	259,258.38	0.00	240,741.62	51.85%
4680-4685-4510-912-859305-45-0-0000-0000-	LiabSlfIns	11,600.00	0.00	11,600.00	11,600.00	0.00	0.00	100.00%
4680-4685-4510-912-859334-45-0-0000-0000-	InfSysSvc	16,000.00	0.00	16,000.00	16,000.00	0.00	0.00	100.00%
4680-4685-4510-912-859335-45-0-0000-0000-	InfSysEq	41,400.00	0.00	41,400.00	41,400.00	0.00	0.00	100.00%
4680-4685-4510-912-859336-45-0-0000-0000-	ERPRplcmt	64,300.00	0.00	64,300.00	64,300.00	0.00	0.00	100.00%
4680-4685-4530-930-651101-45-0-0000-0000-	PermSal	59,300.00	0.00	59,300.00	45,276.08	0.00	14,023.92	76.35%
4680-4685-4530-930-651102-45-0-0000-0000-	PermFringe	1,500.00	0.00	1,500.00	687.67	0.00	812.33	45.87%
4680-4685-4530-930-651103-45-0-0000-0000-	EmpLvPO-NT	2,300.00	0.00	2,300.00	0.00	0.00	2,300.00	0.00%
4680-4685-4530-930-651104-45-0-0000-0000-	PermFr-HW	12,000.00	0.00	12,000.00	6,000.00	0.00	6,000.00	50.00%
4680-4685-4530-930-651105-45-0-0000-0000-	PermFr-L&D	0.00	0.00	0.00	352.03	0.00	(352.03)	100.00%
4680-4685-4530-930-651107-45-0-0000-0000-	PermFr-Emp	7,100.00	0.00	7,100.00	5,440.70	0.00	1,659.30	76.63%
4680-4685-4530-930-651401-45-0-0000-0000-	Prem Pay	300.00	0.00	300.00	450.06	0.00	(150.06)	*150.00%
4680-4685-4530-930-652302-45-0-0000-0000-	EmpPObligBd	800.00	0.00	800.00	799.53	0.00	0.47	100.00%
4680-4685-4530-930-654101-45-0-0000-0000-	Utilities	0.00	0.00	0.00	57,110.25	0.00	(57,110.25)	100.00%
4680-4685-4540-940-658004-45-0-0000-0000-	SpProjects	1,170,600.00	0.00	1,170,600.00	122,991.45	0.00	1,047,608.55	10.51%
4680-4685-4510-910-652601-45-0-0000-0000-	WrkrsComp	0.00	0.00	0.00	77,500.00	0.00	(77,500.00)	100.00%
4685 Measure C Transit Expense	Grand Total:	18,226,800.00	0.00	18,226,800.00	15,675,559.23	15,477.22	2,535,763.55	86.09 %

*Department of Transportation / FAX
California Highway Patrol Certification*

	US DOT # 2808751	Legal: CITY OF FRESNO	
		Operating (DBA): FRESNO CITY WATER DIVISION	
MC/MX #:	State #: 48695	Federal Tax ID: 94-6000338 (EIN)	
Review Type: Non-ratable Review - Special Study			
Scope: Terminal	Location of Review/Audit: Company facility in the U. S.		Territory:
Operation Types	Interstate	Intrastate	
Carrier: N/A		Non-HM	Business: Corporation
Shipper: N/A		N/A	Gross Revenue: for year ending:
Cargo Tank: N/A			
Company Physical Address:			
2101 G S TREET FRESNO, CA 93706			
Contact Name: Ana Rocha			
Phone numbers: (1) 559-246-4543		(2)	Fax
E-Mail Address: ana.rocha@fresno.gov			
Company Mailing Address:			
2101 G S TREET FRESNO, CA 93706			
Carrier Classification			
Private Passenger, Non-business		Local Government	
Cargo Classification			
Passengers			
Equipment			
	Owned	Term Leased	Trip Leased
Motor Coach	124	0	0
Power units used in the U.S.: 124			
Percentage of time used in the U.S.: 100			
Does carrier transport placardable quantities of HM?		No	
Is an HM Permit required?		N/A	
Driver Information			
	Inter	Intra	Average trip leased drivers/month: 0
< 100 Miles:		387	Total Drivers: 387
>= 100 Miles:			CDL Drivers: 387





FRESNO CITY WATER DIVISION (CITY OF FRESNO dba) - Terminal

U.S. DOT #: 2808751

State #: 48695

Review Date:

07/24/2024

Part A

QUESTIONS regarding this report may be directed to the Central Division
Motor Carriers Safety Unit at

5435 East Olive Avenue
Fresno, California 93727
559-453-3130

This TERMINAL REVIEW deals only with safety compliance at this terminal.

Person(s) Interviewed

Name: Ana Rocha

Title: HR/Risk Analyst

Name:

Title:





FRESNO CITY WATER DIVISION (CITY OF FRESNO dba) - Terminal

U.S. DOT #: 2808751

State #: 48695

4 of 29
Review Date:
07/24/2024

Part B Violations

1 STATE	Primary: 1808.1(b)CVC CFR Equivalent: 391.25(a)	Discovered 1	Checked 58	Drivers/Vehicles In Violation 6	Checked 58
------------	--	-----------------	---------------	---------------------------------------	---------------

Description

Carrier failed to enroll all drivers into it's DMV Employer Pull Notice program.

Example

Carrier failed to enroll Arturo De Los Santos into its DMV Employer Pull Notice (EPN) program. Hire Date 11/28/2022. Non-enrollment verified. CDL Verified.

Proof of Operation: Local driver time records / daily vehicle inspection reports reviewed for 5/2/2024 while in operation of a bus that is designed to transport 16 or more passengers, including the driver.

See Part C for additional Violations.

Safety Fitness Rating Information:

Total Miles Operated	2,000,001
Recordable Accidents	0

OOS Vehicle (CR):	2
Number of Vehicle Inspected (CR):	20
OOS Vehicle (MCMIS):	0
Number of Vehicles Inspected (MCMIS):	0

Your proposed safety rating is :

This Review is not Rated.





FRESNO CITY WATER DIVISION (CITY OF FRESNO dba) - Terminal

U.S. DOT #: 2808751

State #: 48695

Review Date:

07/24/2024

Part B Requirements and/or Recommendations

1. As a result of violation(s) noted during this inspection the motor carrier is directed to comply with the following:
2. Enroll all drivers in the Department of Motor Vehicles Employer Pull Notice System.
3. Questions related to this inspection may be directed to the Central Division Motor Carrier Safety Unit Supervisor at (559)453-3130.





FRESNO CITY WATER DIVISION (CITY OF FRESNO dba) - Terminal

U.S. DOT #: 2808751

State #: 48695

Review Date:

07/24/2024

Part C

Reason for Review: Other Annual Terminal
Planned Action: Compliance Monitoring

Parts Reviewed Certification:

325 382 383 387 390 391 392 393 395 396 397 398 399 171 172 173 177 178 180

Prior Reviews

2/2/2024
 10/6/2023
 7/31/2023

Prior Prosecutions

Reason not Rated: Special Study

Study Code: CA

Unsat/Unfit Information

Is the motor carrier of passengers subject to the safety fitness procedures contained in 49 CFR part 385 subpart A, AND does it transport passengers in a commercial motor vehicle?

Yes - Intrastate

Does carrier transport placardable quantities of hazardous materials?

Unsat/Unfit rule:

Not Applicable

Corporate Contact: Ana Rocha

Corporate Contact Title: HR/Risk Analyst

Special Study Information:

Remarks:

Terminal Name: City of Fresno
 Terminal Address: 2223 G Street, Fresno, CA 93706

CA#: 48695
 FC#: 524884

13CCR 1230 The below listed vehicles has been placed Out-of-Service during this terminal inspection. These vehicles may be returned to highway service only after proper repair of the Out-of-Service condition(s)


TYPE	VEHICLE LICENSE	UNIT NUMBER	REASON
Bus	1317170	1108	leaking wheel seal
Bus	1317319	1801	tire with steel cord exposed

Additional Driver Record Violations:

1808.1(b)CVC- The Carrier failed to enroll the following drivers in its DMV EPN Program:

- Jose Espinoza, hire date 10/10/2022, non-enrollment verified, CDL verified
 Proof of Operation: Local driver time records / daily vehicle inspection reports reviewed for 5/1/2024 while in operation of a bus that is designed to transport 16 or more passengers, including the driver.
- Cledale Graham, hire date 11/28/2022, non-enrollment verified, CDL verified
 Proof of Operation: Local driver time records / daily vehicle inspection reports reviewed for 5/11/2024 while in operation of a bus that is designed to transport 16 or more passengers, including the driver.
- Derrick Kingsby, hire date 11/28/2022, non-enrollment verified, CDL verified
 Proof of Operation: Local driver time records / daily vehicle inspection reports reviewed for 5/31/2024 while in operation of a bus that is designed to transport 16 or more passengers, including the driver.
- Sergio Martinez, hire date 10/10/2022, non-enrollment verified, CDL verified
 Proof of Operation: Local driver time records / daily vehicle inspection reports reviewed for 5/1/2024 while in operation of a bus that is designed to transport 16 or more passengers, including the driver.
- Gregory McClain, hire date 12/10/2012, non-enrollment verified, CDL verified
 Proof of Operation: Local driver time records / daily vehicle inspection reports reviewed for 5/17/2024 while in operation of a bus that is designed to transport 16 or more passengers, including the driver.



	FRESNO CITY WATER DIVISION (CITY OF FRESNO dba) - Terminal U.S. DOT #: 2808751	Review Date: 07/24/2024
Part C		

Due to the carrier's failure to participate in the DMV employer pull notice program, in accordance with 13 CCR 1233, this terminal has been rated Unsatisfactory.

A reinspection will be conducted within 120 days of the date of the inspection. The California Highway Patrol will attempt to contact your company within the 120 day period to schedule the reinspection. It is the motor carrier's responsibility, however, to ensure that the vehicles and all required records are made available for the reinspection, and that the reinspection is conducted within the allotted time frame. Failure to pass a reinspection may result in a recommendation to suspend your Motor Carrier of Property Permit if applicable; filing of a criminal complaint; or recommendation for administrative action against an interstate motor carrier's FMCSA operating authority. This may be in addition to any other enforcement action deemed necessary by the California Highway Patrol.

Upload Authorized:	Yes	No	
Authorized by:			Date:
Uploaded:	Yes	No	Failure Code:
Verified by:			Date:





California Highway Patrol
5435 E. Olive Ave.
Fresno, CA 93727
Phone: (559) 453-3130
Internationally Accredited Agency CHP407F/343A

Report Number: CANBVB999270
Inspection Date: 06/20/2024
Start: 9:01 AM PT End: 10:02 AM PT
Inspection Level: V - Terminal
HM Inspection Type: None

Carrier: CITY OF FRESNO
DBA: FRESNO CITY WATER DIVISION
2101 G S TREET
FRESNO, CA, 93706
USDOT: 2808751
MC/MX#: 48695
State#: 48695
Location: 2223 G STREET, FRESNO
Highway:
County: FRESNO
Email: ANA.ROCHA@FRESNO.GOV

Driver:
License#: State:
Date of Birth:
CoDriver:
License#: State:
Date of Birth:
Milepost: Shipper: N/A
Origin: N/A
Destination: N/A
Bill of Lading: N/A
Cargo: N/A

VEHICLE IDENTIFICATION

Unit	Type	Make	Year	State	Plate	Equipment ID	VIN	GVWR	CVSA Existing	CVSA #
1	BU	GILG	2017	CA	1358057	1718	15GGD3116H3189476	41600		

BRAKE ADJUSTMENTS

Axle #	1	2
Right	N/A	N/A
Left	N/A	N/A
Chamber	DISC	DISC



TRUCKERS AGAINST TRAFFICKING

If you suspect human trafficking please contact 911 and call the National Human Trafficking Hotline at 1-888-373-7888. Make the call, save lives! Go to~ <https://truckersagainstrafficking.org/~> to learn more.

VIOLATIONS: No violations were discovered

HazMat: No HM transported

Placard:

Cargo Tank:

Special Checks: No data for special checks

State Information:

Odometer: 308486; File Code Number: 524884; Fuel Type: CNG; Beat/Sub Area: 435; Regulated Vehicle: Y; Pre-Cleared Vehicle: N; Veh #1 Type: 20

Report Prepared By: ElizabethA. Mesa
ID/Badge #: A15383

Copy Received By:

X

X



02808751 CA CANBVB999270



California Highway Patrol
5435 E. Olive Ave.
Fresno, CA 93727
Phone: (559) 453-3130
Internationally Accredited Agency CHP407F/343A

Report Number: CANBVB004318
Inspection Date: 06/20/2024
Start: 10:07 AM PT End: 11:00 AM PT
Inspection Level: V - Terminal
HM Inspection Type: None

Carrier: CITY OF FRESNO
DBA: FRESNO CITY WATER DIVISION
2101 G S TREET
FRESNO, CA, 93706
USDOT: 2808751
MC/MX#: State#: 48695
Location: 2223 G STREET, FRESNO
Highway:
County: FRESNO
Email: ANA.ROCHA@FRESNO.GOV

Phone#: (559)621-1186
Fax#: (559)457-1094

Driver:
License#: State:
Date of Birth:
CoDriver:
License#: State:
Date of Birth:

Milepost: Shipper: N/A
Origin: N/A Bill of Lading: N/A
Destination: N/A Cargo: N/A

VEHICLE IDENTIFICATION

Unit	Type	Make	Year	State	Plate	Equipment ID	VIN	GWR	CVSA Existing	CVSA #
1	BU	GILG	2017	CA	1335926	1719	15GGD3118H3189477	41600		

BRAKE ADJUSTMENTS

Axle #	1	2
Right	N/A	N/A
Left	N/A	N/A
Chamber	DISC	DISC



TRUCKERS AGAINST TRAFFICKING

If you suspect human trafficking please contact 911 and call the National Human Trafficking Hotline at 1-888-373-7888. Make the call, save lives! Go to~ <https://truckersagainstrafficking.org/~> to learn more.

VIOLATIONS: No violations were discovered

HazMat: No HM transported

Placard:

Cargo Tank:

Special Checks: No data for special checks

State Information:

Odometer: 284661; File Code Number: 524884; Fuel Type: CNG; Passenger Capacity: 32; WC Passenger Capacity: 0; Beat/Sub Area: 435; Regulated Vehicle: Y; Pre-Cleared Vehicle: N; Veh #1 Type: 20

Report Prepared By: ID/Badge #:
ElizabethA. Mesa A15383

Copy Received By:

X

X



02808751 CA CANBVB004318



California Highway Patrol
5435 E. Olive Ave.
Fresno, CA 93727
Phone: (559) 453-3130
Internationally Accredited Agency CHP407F/343A

Report Number: CANBVB004319
Inspection Date: 06/20/2024
Start: 11:00 AM PT End: 11:48 AM PT
Inspection Level: V - Terminal
HM Inspection Type: None

Carrier: CITY OF FRESNO
DBA: FRESNO CITY WATER DIVISION
2101 G S TREET
FRESNO, CA, 93706
USDOT: 2808751
MC/MX#: State#: 48695
Location: 2223 G STREET, FRESNO
Highway:
County: FRESNO
Email: ANA.ROCHA@FRESNO.GOV

Driver:
License#: State:
Date of Birth:
CoDriver:
License#: State:
Date of Birth:
Milepost: Shipper: N/A
Origin: N/A Bill of Lading: N/A
Destination: N/A Cargo: N/A

VEHICLE IDENTIFICATION

Unit	Type	Make	Year	State	Plate	Equipment ID	VIN	GWR	CVSA Existing	CVSA #
1	BU	GILG	2017	CA	1317300	1715	15GGD3118H1188518	41600		

BRAKE ADJUSTMENTS

Axle #	1	2
Right	N/A	N/A
Left	N/A	N/A
Chamber	DISC	DISC



TRUCKERS AGAINST TRAFFICKING

If you suspect human trafficking please contact 911 and call the National Human Trafficking Hotline at 1-888-373-7888. Make the call, save lives! Go to~ <https://truckersagainstrafficking.org/>~ to learn more.

VIOLATIONS: No violations were discovered

HazMat: No HM transported **Placard:** **Cargo Tank:**

Special Checks: No data for special checks

State Information:

File Code Number: 524884; Fuel Type: CNG; Passenger Capacity: 32; Beat/Sub Area: 435; Regulated Vehicle: Y; Pre-Cleared Vehicle: N; Veh #1 Type: 20

Report Prepared By: ElizabethA. Mesa
ID/Badge #: A15383

Copy Received By:

X

X





California Highway Patrol
5435 E. Olive Ave.
Fresno, CA 93727
Phone: (559) 453-3130
Internationally Accredited Agency CHP407F/343A

Report Number: CANBVB004322
Inspection Date: 07/09/2024
Start: 7:55 AM PT End: 8:40 AM PT
Inspection Level: V - Terminal
HM Inspection Type: None

Carrier: CITY OF FRESNO
DBA: FRESNO CITY WATER DIVISION
2101 G S TREET
FRESNO, CA, 93706
USDOT: 2808751 Phone#: (559)621-1186
MC/MX#: State#: 48695 Fax#: (559)457-1094
Location: 2223 G STREET, FRESNO
Highway:
County: FRESNO
Email: ANA.ROCHA@FRESNO.GOV

Driver:
License#: State:
Date of Birth:
CoDriver:
License#: State:
Date of Birth:
Milepost: Shipper: N/A
Origin: N/A Bill of Lading: N/A
Destination: N/A Cargo: N/A

VEHICLE IDENTIFICATION

Unit	Type	Make	Year	State	Plate	Equipment ID	VIN	GWRB	CVSA Existing	CVSA #
1	BU	GILG	2016	CA	1317291	1609	15GGD2719G1188544	41600		

BRAKE ADJUSTMENTS

Axle #	1	2
Right	N/A	N/A
Left	N/A	N/A
Chamber	DISC	DISC



TRUCKERS AGAINST TRAFFICKING

If you suspect human trafficking please contact 911 and call the National Human Trafficking Hotline at 1-888-373-7888. Make the call, save lives! Go to~ <https://truckersagainstrafficking.org/~> to learn more.

VIOLATIONS: No violations were discovered

HazMat: No HM transported **Placard:** **Cargo Tank:**

Special Checks: No data for special checks

State Information:

Odometer: 327497; File Code Number: 524884; Fuel Type: CNG; Passenger Capacity: 32; Bus Type: 1; Beat/Sub Area: 435; Regulated Vehicle: Y; Pre-Cleared Vehicle: N; Veh #1 Type: 20

Report Prepared By: ID/Badge #:
ElizabethA. Mesa A15383

Copy Received By:

X

X



02808751 CA CANBVB004322



California Highway Patrol
5435 E. Olive Ave.
Fresno, CA 93727
Phone: (559) 453-3130
Internationally Accredited Agency CHP407F/343A

Report Number: CANBVB004323
Inspection Date: 07/09/2024
Start: 8:45 AM PT End: 9:39 AM PT
Inspection Level: V - Terminal
HM Inspection Type: None

Carrier: CITY OF FRESNO
DBA: FRESNO CITY WATER DIVISION
2101 G S TREET
FRESNO, CA, 93706
USDOT: 2808751
MC/MX#: State#: 48695
Location: 2223 G STREET, FRESNO
Highway:
County: FRESNO
Email: ANA.ROCHA@FRESNO.GOV

Driver:
License#: State:
Date of Birth:
CoDriver:
License#: State:
Date of Birth:
Shipper: N/A
Bill of Lading: N/A
Cargo: N/A

Milepost:
Origin: N/A
Destination: N/A

VEHICLE IDENTIFICATION

Unit	Type	Make	Year	State	Plate	Equipment ID	VIN	GWRB	CVSA Existing	CVSA #
1	BU	GILG	2016	CA	1317290	1608	15GGD2717G1188543	41600		

BRAKE ADJUSTMENTS

Axle #	1	2
Right	N/A	N/A
Left	N/A	N/A
Chamber	DISC	DISC



TRUCKERS AGAINST TRAFFICKING

If you suspect human trafficking please contact 911 and call the National Human Trafficking Hotline at 1-888-373-7888. Make the call, save lives! Go to~ <https://truckersagainstrafficking.org/~> to learn more.

VIOLATIONS

Section	Type	Unit	OOS	Citation #	Verify	Crash	Violations Discovered
1267(e)(1)(A) T-13 CCR	S	1	N		N	N	Bus (Type 1), power doors not adjacent to the driver, do not have sensitive edges or are defective--392.2--Specify:: rear passenger entrance door does not automatically open when obstructed
34500.7(A) CVC/137	S	1	N		N	N	Air leak at unknown location (not proper connection) or brake valve/diaphragm/air reservoir, vehicle passed CVSA OOS Criteria air loss rate test-396.3A1B-Specify:: bus has unapplied air loss in front of axle 2, near relay valve, unable to locate further

HazMat: No HM transported

Placard:

Cargo Tank:

Special Checks: No data for special checks

State Information:

Odometer: 410784; File Code Number: 52484; Fuel Type: CNG; Passenger Capacity: 32; WC Passenger Capacity: 1; Bus Type: 1; Beat/Sub Area: 435; Regulated Vehicle: Y; Pre-Cleared Vehicle: N; Veh #1 Type: 20

Pursuant to Section 24004 CVC, violations recorded on this SafetyNet Inspection Report must be corrected prior to redispach. Violations marked out of service must be corrected before the vehicle is operated on the highway. For your convenience, KEEP THIS REPORT OR A COPY IN THE VEHICLE UNTIL ALL VIOLATIONS ARE CLEARED. This document should NOT be forwarded to the court for clearance procedures. DO NOT RETURN THIS FORM TO THE CALIFORNIA HIGHWAY PATROL.

Report Prepared By: ElizabethA. Mesa
ID/Badge #: A15383

Copy Received By:

X

X





California Highway Patrol
5435 E. Olive Ave.
Fresno, CA 93727
Phone: (559) 453-3130
Internationally Accredited Agency CHP407F/343A

Report Number: CANBVB004324
Inspection Date: 07/09/2024
Start: 9:39 AM PT End: 10:17 AM PT
Inspection Level: V - Terminal
HM Inspection Type: None

Carrier: CITY OF FRESNO
DBA: FRESNO CITY WATER DIVISION
2101 G S STREET
FRESNO, CA, 93706
USDOT: 2808751
MC/MX#: State#: 48695
Location: 2223 G STREET, FRESNO
Highway:
County: FRESNO
Email: ANA.ROCHA@FRESNO.GOV

Phone#: (559)621-1186
Fax#: (559)457-1094

Driver:
License#: State:
Date of Birth:
CoDriver:
License#: State:
Date of Birth:
Milepost: Shipper: N/A
Origin: N/A Bill of Lading: N/A
Destination: N/A Cargo: N/A

VEHICLE IDENTIFICATION

Unit	Type	Make	Year	State	Plate	Equipment ID	VIN	GVWR	CVSA Existing	CVSA #
1	BU	GILG	2016	CA	1287247	1603	15GGD2713G1188538	41600		

BRAKE ADJUSTMENTS

Axle #	1	2
Right	N/A	N/A
Left	N/A	N/A
Chamber	DISC	DISC



TRUCKERS AGAINST TRAFFICKING

If you suspect human trafficking please contact 911 and call the National Human Trafficking Hotline at 1-888-373-7888. Make the call, save lives! Go to~ <https://truckersagainsttrafficking.org/~> to learn more.

VIOLATIONS: No violations were discovered

HazMat: No HM transported

Placard:

Cargo Tank:

Special Checks: No data for special checks

State Information:

Odometer: 298049; File Code Number: 524884; Fuel Type: CNG; Passenger Capacity: 32; WC Passenger Capacity: 1; Bus Type: 1; Beat/Sub Area: 435; Regulated Vehicle: Y; Pre-Cleared Vehicle: N; Veh #1 Type: 20

Notes: excessive oil covering steering gear box

Report Prepared By: ElizabethA. Mesa
ID/Badge #: A15383

Copy Received By:

X

X



02808751 CA CANBVB004324



California Highway Patrol
 5435 E. Olive Ave.
 Fresno, CA 93727
 Phone: (559) 453-3130
 Internationally Accredited Agency CHP407F/343A

Report Number: CANBVB004325
Inspection Date: 07/09/2024
Start: 10:25 AM PT **End:** 11:17 AM PT
Inspection Level: V - Terminal
HM Inspection Type: None

Carrier: CITY OF FRESNO
DBA: FRESNO CITY WATER DIVISION
 2101 G S TREET
 FRESNO, CA, 93706
USDOT: 2808751 **Phone#:** (559)621-1186
MC/MX#: **Fax#:** (559)457-1094
State#: 48695
Location: 2223 G STREET, FRESNO
Highway:
County: FRESNO
Email: ANA.ROCHA@FRESNO.GOV

Driver: **State:**
License#:
Date of Birth:
CoDriver: **State:**
License#:
Date of Birth:
Milepost: **Shipper:** N/A
Origin: N/A **Bill of Lading:** N/A
Destination: N/A **Cargo:** N/A

VEHICLE IDENTIFICATION

Unit	Type	Make	Year	State	Plate	Equipment ID	VIN	GWR	CVSA Existing	CVSA #
1	BU	GILG	2014	CA	1287217	1408	15GGD2716E1185887	41600		

BRAKE ADJUSTMENTS

Axle #	1	2
Right	1	1 1/2
Left	1	1 1/2
Chamber	C-24	C-36



TRUCKERS AGAINST TRAFFICKING

If you suspect human trafficking please contact 911 and call the National Human Trafficking Hotline at 1-888-373-7888. Make the call, save lives! Go to~ <https://truckersagainstrafficking.org/~> to learn more.

VIOLATIONS

Section	Type	Unit	OOS	Citation #	Verify	Crash	Violations Discovered
34500.7(A) CVC/137	S	1	N		N	N	Air leak at unknown location (not proper connection) or brake valve/diaphragm/air reservoir, vehicle passed CVSA OOS Criteria air loss rate test-396.3A1B-Specify: bus right side behind axle 2 near air dryer there is an unapplied air loss, unable to locate further, compressor compensates
1267(e)(1)(A) T-13 CCR	S	1	N		N	N	Bus (Type 1), power doors not adjacent to the driver, do not have sensitive edges or are defective--392.2--Specify: bus right side rear passenger door sensitive edge is defective, door does not automatically open when there is an obstruction

HazMat: No HM transported

Placard:

Cargo Tank:

Special Checks: No data for special checks

State Information:

Odometer: 473052; File Code Number: 524884; Fuel Type: CNG; Passenger Capacity: 32; WC Passenger Capacity: 1; Bus Type: 1; Beat/Sub Area: 435; Regulated Vehicle: Y; Pre-Cleared Vehicle: N; Veh #1 Type: 20

Pursuant to Section 24004 CVC, violations recorded on this SafetyNet Inspection Report must be corrected prior to redispach. Violations marked out of service must be corrected before the vehicle is operated on the highway. For your convenience, KEEP THIS REPORT OR A COPY IN THE VEHICLE UNTIL ALL VIOLATIONS ARE CLEARED. This document should NOT be forwarded to the court for clearance procedures. DO NOT RETURN THIS FORM TO THE CALIFORNIA HIGHWAY PATROL.

Report Prepared By: ElizabethA. Mesa ID/Badge #: A15383

Copy Received By:

X

X





California Highway Patrol
5435 E. Olive Ave.
Fresno, CA 93727
Phone: (559) 453-3130
Internationally Accredited Agency CHP407F/343A

Report Number: CANBVB004326
Inspection Date: 07/09/2024
Start: 11:18 AM PT End: 12:01 PM PT
Inspection Level: V - Terminal
HM Inspection Type: None

Carrier: CITY OF FRESNO
DBA: FRESNO CITY WATER DIVISION
2101 G S TREET
FRESNO, CA, 93706
USDOT: 2808751
MC/MX#: 48695
State#: 48695
Location: 2223 G STREET, FRESNO
Highway:
County: FRESNO
Email: ANA.ROCHA@FRESNO.GOV

Driver:
License#: State:
Date of Birth:
CoDriver:
License#: State:
Date of Birth:
Milepost: Shipper: N/A
Origin: N/A
Destination: N/A
Bill of Lading: N/A
Cargo: N/A

VEHICLE IDENTIFICATION

Unit	Type	Make	Year	State	Plate	Equipment ID	VIN	GVWR	CVSA Existing	CVSA #
1	BU	GILG	2014	CA	1287214	1404	15GGD2719E1185883	41600		

BRAKE ADJUSTMENTS

Axle #	1	2
Right	1	1 1/2
Left	1	1 1/2
Chamber	L-24	C-36



TRUCKERS AGAINST TRAFFICKING

If you suspect human trafficking please contact 911 and call the National Human Trafficking Hotline at 1-888-373-7888. Make the call, save lives! Go to~ <https://truckersagainstrafficking.org/~> to learn more.

VIOLATIONS: No violations were discovered

HazMat: No HM transported

Placard:

Cargo Tank:

Special Checks: No data for special checks

State Information:

Odometer: 110898; File Code Number: 524884; Fuel Type: CNG; Passenger Capacity: 32; WC Passenger Capacity: 1; Bus Type: 1; Beat/Sub Area: 435; Regulated Vehicle: Y; Pre-Cleared Vehicle: N; Veh #1 Type: 20

Report Prepared By: ElizabethA. Mesa
ID/Badge #: A15383

Copy Received By:

X

X



02808751 CA CANBVB004326



California Highway Patrol
5435 E. Olive Ave.
Fresno, CA 93727
Phone: (559) 453-3130
Internationally Accredited Agency CHP407F/343A

Report Number: CANBVB004327
Inspection Date: 07/09/2024
Start: 12:40 PM PT End: 1:38 PM PT
Inspection Level: V - Terminal
HM Inspection Type: None

Carrier: CITY OF FRESNO
DBA: FRESNO CITY WATER DIVISION
2101 G S TREET
FRESNO, CA, 93706
USDOT: 2808751
MC/MX#: 48695
State#: 48695
Location: 2223 G STREET, FRESNO
Highway:
County: FRESNO
Email: ANA.ROCHA@FRESNO.GOV

Phone#: (559)621-1186
Fax#: (559)457-1094

Driver:
License#: State:
Date of Birth:
CoDriver:
License#: State:
Date of Birth:
Milepost: Shipper: N/A
Origin: N/A Bill of Lading: N/A
Destination: N/A Cargo: N/A

VEHICLE IDENTIFICATION

Unit	Type	Make	Year	State	Plate	Equipment ID	VIN	GWR	CVSA Existing	CVSA #
1	BU	NWFL	2006	CA	1209154	0601	5FYC5FP046C029712	42540		

BRAKE ADJUSTMENTS

Axle #	1	2
Right	1 1/2	1 1/2
Left	1 1/2	1 1/2
Chamber	C-24	C-30



TRUCKERS AGAINST TRAFFICKING

If you suspect human trafficking please contact 911 and call the National Human Trafficking Hotline at 1-888-373-7888. Make the call, save lives! Go to~ <https://truckersagainstrafficking.org/>~ to learn more.

VIOLATIONS: No violations were discovered

HazMat: No HM transported **Placard:** **Cargo Tank:**

Special Checks: No data for special checks

State Information:

Odometer: 338654; File Code Number: 524884; Fuel Type: CNG; Passenger Capacity: 32; WC Passenger Capacity: 2; Bus Type: 1; Beat/Sub Area: 435; Regulated Vehicle: Y; Pre-Cleared Vehicle: N; Veh #1 Type: 20

Notes: water in both primary and secondary tanks

Report Prepared By: ElizabethA. Mesa
ID/Badge #: A15383

Copy Received By:

X

X



02808751 CA CANBVB004327



California Highway Patrol
5435 E. Olive Ave.
Fresno, CA 93727
Phone: (559) 453-3130
Internationally Accredited Agency CHP407F/343A

Report Number: CANBVB004328
Inspection Date: 07/09/2024
Start: 1:47 PM PT End: 2:44 PM PT
Inspection Level: V - Terminal
HM Inspection Type: None

Carrier: CITY OF FRESNO
DBA: FRESNO CITY WATER DIVISION
2101 G S STREET
FRESNO, CA, 93706
USDOT: 2808751
MC/MX#: State#: 48695
Location: 2223 G STREET, FRESNO
Highway:
County: FRESNO
Email: ANA.ROCHA@FRESNO.GOV

Phone#: (559)621-1186
Fax#: (559)457-1094

Driver:
License#: State:
Date of Birth:
CoDriver:
License#: State:
Date of Birth:

Milepost: Shipper: N/A
Origin: N/A Bill of Lading: N/A
Destination: N/A Cargo: N/A

VEHICLE IDENTIFICATION

Unit	Type	Make	Year	State	Plate	Equipment ID	VIN	GWR	CVSA Existing	CVSA #
1	BU	GILG	2020	CA	1411804	2005	15GGD3117L3194744	41600		

BRAKE ADJUSTMENTS

Axle #	1	2
Right	N/A	N/A
Left	N/A	N/A
Chamber	DISC	DISC



TRUCKERS AGAINST TRAFFICKING

If you suspect human trafficking please contact 911 and call the National Human Trafficking Hotline at 1-888-373-7888. Make the call, save lives! Go to~ <https://truckersagainstrafficking.org/~> to learn more.

VIOLATIONS: No violations were discovered

HazMat: No HM transported

Placard:

Cargo Tank:

Special Checks: No data for special checks

State Information:

Odometer: 182266; File Code Number: 524884; Fuel Type: CNG; Passenger Capacity: 35; WC Passenger Capacity: 2; Bus Type: 1; Beat/Sub Area: 435; Regulated Vehicle: Y; Pre-Cleared Vehicle: N; Veh #1 Type: 20

Report Prepared By: ElizabethA. Mesa
ID/Badge #: A15383

Copy Received By:

X

X





California Highway Patrol
5435 E. Olive Ave.
Fresno, CA 93727
Phone: (559) 453-3130
Internationally Accredited Agency CHP407F/343A

Report Number: CANBVB004329
Inspection Date: 07/15/2024
Start: 7:40 AM PT End: 8:21 AM PT
Inspection Level: V - Terminal
HM Inspection Type: None

Carrier: CITY OF FRESNO
DBA: FRESNO CITY WATER DIVISION
2101 G S TREET
FRESNO, CA, 93706
USDOT: 2808751
MC/MX#: State#: 48695
Location: 2223 G STREET, FRESNO
Highway:
County: FRESNO
Email: ana.rocha@fresno.gov

Phone#: (559)621-1186
Fax#: (559)457-1094

Driver:
License#: State:
Date of Birth:
CoDriver:
License#: State:
Date of Birth:
Milepost: Shipper: N/A
Origin: Destination: Bill of Lading: N/A
Cargo:

VEHICLE IDENTIFICATION

Unit	Type	Make	Year	State	Plate	Equipment ID	VIN	GWR	CVSA Existing	CVSA #
1	BU	GILG	2021	CA	1287366	2107	15GGD3116M3196325	41600		

BRAKE ADJUSTMENTS

Axle #	1	2
Right	N/A	N/A
Left	N/A	N/A
Chamber	DISC	DISC



TRUCKERS AGAINST TRAFFICKING

If you suspect human trafficking please contact 911 and call the National Human Trafficking Hotline at 1-888-373-7888. Make the call, save lives! Go to~ <https://truckersagainsttrafficking.org/~> to learn more.

VIOLATIONS: No violations were discovered

HazMat: No HM transported **Placard:** **Cargo Tank:**

Special Checks: No data for special checks

State Information:

Odometer: 118712; File Code Number: 524884; Fuel Type: CNG; Passenger Capacity: 34; WC Passenger Capacity: 1; Bus Type: 1; Beat/Sub Area: 435; Regulated Vehicle: Y; Pre-Cleared Vehicle: N; Veh #1 Type: 20

Report Prepared By: ElizabethA. Mesa
ID/Badge #: A15383

Copy Received By:

X

X



02808751 CA CANBVB004329



California Highway Patrol
5435 E. Olive Ave.
Fresno, CA 93727
Phone: (559) 453-3130
Internationally Accredited Agency CHP407F/343A

Report Number: CANBVB004330
Inspection Date: 07/15/2024
Start: 8:22 AM PT End: 9:01 AM PT
Inspection Level: V - Terminal
HM Inspection Type: None

Carrier: CITY OF FRESNO
DBA: FRESNO CITY WATER DIVISION
2101 G S TREET
FRESNO, CA, 93706
USDOT: 2808751
MC/MX#: 48695
State#: 48695
Location: 2223 G STREET, FRESNO
Highway:
County: FRESNO
Email: ANA.ROCHA@FRESNO.GOV

Driver:
License#: State:
Date of Birth:
CoDriver:
License#: State:
Date of Birth:
Milepost: Shipper: N/A
Origin: N/A
Destination: N/A
Bill of Lading: N/A
Cargo: N/A

VEHICLE IDENTIFICATION

Unit	Type	Make	Year	State	Plate	Equipment ID	VIN	GVWR	CVSA Existing	CVSA #
1	BU	GILG	2021	CA	1287371	2106	15GGD311XM3196330	41600		

BRAKE ADJUSTMENTS

Axle #	1	2
Right	N/A	N/A
Left	N/A	N/A
Chamber	DISC	DISC



TRUCKERS AGAINST TRAFFICKING

If you suspect human trafficking please contact 911 and call the National Human Trafficking Hotline at 1-888-373-7888. Make the call, save lives! Go to~ <https://truckersagainstrafficking.org/~> to learn more.

VIOLATIONS: No violations were discovered

HazMat: No HM transported

Placard:

Cargo Tank:

Special Checks: No data for special checks

State Information:

Odometer: 161591; File Code Number: 524844; Fuel Type: CNG; Passenger Capacity: 32; WC Passenger Capacity: 1; Bus Type: 1; Beat/Sub Area: 435; Regulated Vehicle: Y; Pre-Cleared Vehicle: N; Veh #1 Type: 20

Report Prepared By: ElizabethA. Mesa
ID/Badge #: A15383

Copy Received By:

X

X



02808751 CA CANBVB004330



California Highway Patrol
5435 E. Olive Ave.
Fresno, CA 93727
Phone: (559) 453-3130
Internationally Accredited Agency CHP407F/343A

Report Number: CANBVB004331
Inspection Date: 07/15/2024
Start: 9:02 AM PT End: 9:44 AM PT
Inspection Level: V - Terminal
HM Inspection Type: None

Carrier: CITY OF FRESNO
DBA: FRESNO CITY WATER DIVISION
2101 G S TREET
FRESNO, CA, 93706
USDOT: 2808751
MC/MX#: State#: 48695
Location: 2223 G STREET, FRESNO
Highway:
County: FRESNO
Email: ANA.ROCHA@FRESNO.GOV

Driver:
License#: State:
Date of Birth:
CoDriver:
License#: State:
Date of Birth:
Milepost: Shipper: N/A
Origin: N/A Bill of Lading: N/A
Destination: N/A Cargo: N/A

VEHICLE IDENTIFICATION

Unit	Type	Make	Year	State	Plate	Equipment ID	VIN	GVWR	CVSA Existing	CVSA #
1	BU	GILG	2020	CA	1411801	2003	15GGD3113L3194742	41600		

BRAKE ADJUSTMENTS

Axle #	1	2
Right	N/A	N/A
Left	N/A	N/A
Chamber	DISC	DISC



TRUCKERS AGAINST TRAFFICKING

If you suspect human trafficking please contact 911 and call the National Human Trafficking Hotline at 1-888-373-7888. Make the call, save lives! Go to~ <https://truckersagainstrafficking.org/~> to learn more.

VIOLATIONS: No violations were discovered

HazMat: No HM transported

Placard:

Cargo Tank:

Special Checks: No data for special checks

State Information:

Odometer: 198847; File Code Number: 524884; Fuel Type: CNG; Passenger Capacity: 32; WC Passenger Capacity: 1; Bus Type: 1; Beat/Sub Area: 435; Regulated Vehicle: Y; Pre-Cleared Vehicle: N; Veh #1 Type: 20

Report Prepared By: ElizabethA. Mesa
ID/Badge #: A15383

Copy Received By:

X

X



02808751 CA CANBVB004331



California Highway Patrol
5435 E. Olive Ave.
Fresno, CA 93727
Phone: (559) 453-3130
Internationally Accredited Agency CHP407F/343A

Report Number: CANBVB004332
Inspection Date: 07/15/2024
Start: 9:45 AM PT End: 10:34 AM PT
Inspection Level: V - Terminal
HM Inspection Type: None

Carrier: CITY OF FRESNO
DBA: FRESNO CITY WATER DIVISION
2101 G S TREET
FRESNO, CA, 93706
USDOT: 2808751 Phone#: (559)621-1186
MC/MX#: Fax#: (559)457-1094
State#: 48695
Location: 2223 G STREET, FRESNO
Highway:
County: FRESNO
Email: ANA.ROCHA@FRESNO.GOV

Driver:
License#: State:
Date of Birth:
CoDriver:
License#: State:
Date of Birth:
Milepost: Shipper: N/A
Origin: N/A Bill of Lading: N/A
Destination: N/A Cargo: N/A

VEHICLE IDENTIFICATION

Unit	Type	Make	Year	State	Plate	Equipment ID	VIN	GVWR	CVSA Existing	CVSA #
1	BU	GILG	2021	CA	1287369	2104	15GGD3111M3196328	41600		

BRAKE ADJUSTMENTS

Axle #	1	2
Right	N/A	N/A
Left	N/A	N/A
Chamber	DISC	DISC



TRUCKERS AGAINST TRAFFICKING

If you suspect human trafficking please contact 911 and call the National Human Trafficking Hotline at 1-888-373-7888. Make the call, save lives! Go to~ <https://truckersagainstrafficking.org/~> to learn more.

VIOLATIONS

Section	Type	Unit	OOS	Citation #	Verify	Crash	Violations Discovered
1267(e)(1)(A) T-13 CCR	S	1	N		N	N	Bus (Type 1), power doors not adjacent to the driver, do not have sensitive edges or are defective--392.2--Specify:: bus right side rear door, sensitive edge is defective, door does not automatically open when there is an obstruction

HazMat: No HM transported

Placard:

Cargo Tank:

Special Checks: No data for special checks

State Information:

Odometer: 141239; File Code Number: 524884; Fuel Type: CNG; Passenger Capacity: 32; WC Passenger Capacity: 1; Bus Type: 1; Beat/Sub Area: 435; Regulated Vehicle: Y; Pre-Cleared Vehicle: N; Veh #1 Type: 20

Pursuant to Section 24004 CVC, violations recorded on this SafetyNet Inspection Report must be corrected prior to redispach. Violations marked out of service must be corrected before the vehicle is operated on the highway. For your convenience, KEEP THIS REPORT OR A COPY IN THE VEHICLE UNTIL ALL VIOLATIONS ARE CLEARED. This document should NOT be forwarded to the court for clearance procedures. DO NOT RETURN THIS FORM TO THE CALIFORNIA HIGHWAY PATROL.

Report Prepared By: ElizabethA. Mesa
ID/Badge #: A15383

Copy Received By:

X

X





California Highway Patrol
5435 E. Olive Ave.
Fresno, CA 93727
Phone: (559) 453-3130
Internationally Accredited Agency CHP407F/343A

Report Number: CANBVB004333
Inspection Date: 07/15/2024
Start: 10:34 AM PT **End:** 11:09 AM PT
Inspection Level: V - Terminal
HM Inspection Type: None

Carrier: CITY OF FRESNO
DBA: FRESNO CITY WATER DIVISION
2101 G S TREET
FRESNO, CA, 93706
USDOT: 2808751 **Phone#:** (559)621-1186
MC/MX#: **Fax#:** (559)457-1094
State#: 48695
Location: 2223 G STREET, FRESNO
Highway: **Milepost:** **Shipper:** N/A
County: FRESNO **Origin:** N/A **Bill of Lading:** N/A
Email: ANA.ROCHA@FRESNO.GOV **Destination:** N/A **Cargo:** N/A

Driver: **License#:** **State:**
Date of Birth:
CoDriver: **License#:** **State:**
Date of Birth:

VEHICLE IDENTIFICATION

Unit	Type	Make	Year	State	Plate	Equipment ID	VIN	GWR	CVSA Existing	CVSA #
1	BU	GILG	2020	CA	1411802	2001	15GGD311XL3194740	41600		

BRAKE ADJUSTMENTS

Axle #	1	2
Right	N/A	N/A
Left	N/A	N/A
Chamber	DISC	DISC



TRUCKERS AGAINST TRAFFICKING

If you suspect human trafficking please contact 911 and call the National Human Trafficking Hotline at 1-888-373-7888. Make the call, save lives! Go to~ <https://truckersagainsttrafficking.org/~> to learn more.

VIOLATIONS

Section	Type	Unit	OOS	Citation #	Verify	Crash	Violations Discovered
34500.7(a) CVC/047	S	1	N		N	N	Brake hose or tubing chafing and/or kinking under vehicle--393.45B2UV: bus axle 2 left side hoses from chamber are chafing against each other, there is noticable wear to the hoses

HazMat: No HM transported **Placard:** **Cargo Tank:**

Special Checks: No data for special checks

State Information:

Odometer: 209707; File Code Number: 524884; Fuel Type: CNG; Passenger Capacity: 32; WC Passenger Capacity: 1; Bus Type: 1; Beat/Sub Area: 435; Regulated Vehicle: Y; Pre-Cleared Vehicle: N; Veh #1 Type: 20

Pursuant to Section 24004 CVC, violations recorded on this SafetyNet Inspection Report must be corrected prior to redispach. Violations marked out of service must be corrected before the vehicle is operated on the highway. For your convenience, KEEP THIS REPORT OR A COPY IN THE VEHICLE UNTIL ALL VIOLATIONS ARE CLEARED. This document should NOT be forwarded to the court for clearance procedures. DO NOT RETURN THIS FORM TO THE CALIFORNIA HIGHWAY PATROL.

Report Prepared By: ElizabethA. Mesa ID/Badge #: A15383

Copy Received By:

X

X



02808751 CA CANBVB004333



California Highway Patrol
5435 E. Olive Ave.
Fresno, CA 93727
Phone: (559) 453-3130
Internationally Accredited Agency CHP407F/343A

Report Number: CANBVB004334
Inspection Date: 07/15/2024
Start: 11:09 AM PT End: 12:24 PM PT
Inspection Level: V - Terminal
HM Inspection Type: None

Carrier: CITY OF FRESNO
DBA: FRESNO CITY WATER DIVISION
2101 G S STREET
FRESNO, CA, 93706
USDOT: 2808751
MC/MX#:
State#: 48695
Location: 2223 G STREET, FRESNO
Highway:
County: FRESNO
Email: ANA.ROCHA@FRESNO.GOV

Driver:
License#:
Date of Birth:
CoDriver:
License#:
Date of Birth:
Shipper: N/A
Bill of Lading: N/A
Cargo: N/A

Phone#: (559)621-1186
Fax#: (559)457-1094

Milepost:
Origin: N/A
Destination: N/A

VEHICLE IDENTIFICATION

Table with columns: Unit, Type, Make, Year, State, Plate, Equipment ID, VIN, GVWR, CVSA Existing, CVSA #

BRAKE ADJUSTMENTS

Table with columns: Axle #, Right, Left, Chamber



TRUCKERS AGAINST TRAFFICKING

If you suspect human trafficking please contact 911 and call the National Human Trafficking Hotline at 1-888-373-7888. Make the call, save lives! Go to~ https://truckersagainsttrafficking.org/~ to learn more.

VIOLATIONS

Table with columns: Section, Type, Unit, QOS, Citation #, Verify, Crash, Violations Discovered

HazMat: No HM transported

Placard:

Cargo Tank:

Special Checks: No data for special checks

State Information:

Odometer: 250695; File Code Number: 524884; Fuel Type: CNG; Passenger Capacity: 32; WC Passenger Capacity: 1; Bus Type: 1; Beat/Sub Area: 435; Regulated Vehicle: Y; Pre-Cleared Vehicle: N; Veh #1 Type: 20

Pursuant to Section 24004 CVC, violations recorded on this SafetyNet Inspection Report must be corrected prior to redispach. Violations marked out of service must be corrected before the vehicle is operated on the highway. For your convenience, KEEP THIS REPORT OR A COPY IN THE VEHICLE UNTIL ALL VIOLATIONS ARE CLEARED. This document should NOT be forwarded to the court for clearance procedures. DO NOT RETURN THIS FORM TO THE CALIFORNIA HIGHWAY PATROL.

Report Prepared By: ElizabethA. Mesa
ID/Badge #: A15383

Copy Received By:

X

X





California Highway Patrol
 5435 E. Olive Ave.
 Fresno, CA 93727
 Phone: (559) 453-3130
 Internationally Accredited Agency CHP407F/343A

Report Number: CANBVB004335
Inspection Date: 07/15/2024
Start: 1:11 PM PT **End:** 1:50 PM PT
Inspection Level: V - Terminal
HM Inspection Type: None

Carrier: CITY OF FRESNO
DBA: FRESNO CITY WATER DIVISION
 2101 G S TREET
 FRESNO, CA, 93706
USDOT: 2808751
MC/MX#:
State#: 48695
Location: 2223 G STREET, FRESNO
Highway:
County: FRESNO
Email: ANA.ROCHA@FRESNO.GOV

Phone#: (559)621-1186
Fax#: (559)457-1094

Driver:
License#:
Date of Birth:
CoDriver:
License#:
Date of Birth:
State:
State:

Milepost:
Origin: N/A
Destination: N/A
Shipper: N/A

Bill of Lading: N/A
Cargo: N/A

VEHICLE IDENTIFICATION

Unit	Type	Make	Year	State	Plate	Equipment ID	VIN	GVWR	CVSA Existing	CVSA #
1	BU	GILG	2018	CA	1317319	1801	15GGD3115J3189328	41600		

BRAKE ADJUSTMENTS

Axle #	1	2
Right	N/A	N/A
Left	N/A	N/A
Chamber	DISC	DISC



TRUCKERS AGAINST TRAFFICKING

If you suspect human trafficking please contact 911 and call the National Human Trafficking Hotline at 1-888-373-7888. Make the call, save lives! Go to~ <https://truckersagainstrafficking.org/~> to learn more.

VIOLATIONS

Section	Type	Unit	OOS	Citation #	Verify	Crash	Violations Discovered
1239 T-13 CCR/280	S	1	Y		U	N	Tire on the steering axle of a power unit has belt material, breaker strip or casing ply exposed in the tread OOS violation--393.75A1--Specify: bus axle 1 left side has steel exposed in tread. out of service
1232(C) T-13 CCR	S	1	N		N	N	Excessive oil and grease on chassis--392.2 -- Specify: at rear of bus , oil is dripping to ground

HazMat: No HM transported

Placard:

Cargo Tank:

Special Checks: No data for special checks

State Information:

Odometer: 275186; File Code Number: 524884; Fuel Type: CNG; Passenger Capacity: 32; WC Passenger Capacity: 1; Bus Type: 1; Beat/Sub Area: 435; Regulated Vehicle: Y; Pre-Cleared Vehicle: N; Veh #1 Type: 20

I hereby declare each vehicle with a Y in the OOS column of the violation section of this report to be OUT-OF-SERVICE. No person shall operate such vehicle until all OUT-OF-SERVICE defects have been repaired and the vehicle has been restored to safe operating condition.

Pursuant to Section 24004 CVC, violations recorded on this SafetyNet Inspection Report must be corrected prior to redispach. Violations marked out of service must be corrected before the vehicle is operated on the highway. For your convenience, KEEP THIS REPORT OR A COPY IN THE VEHICLE UNTIL ALL VIOLATIONS ARE CLEARED. This document should NOT be forwarded to the court for clearance procedures. DO NOT RETURN THIS FORM TO THE CALIFORNIA HIGHWAY PATROL.

Report Prepared By: ElizabethA. Mesa
ID/Badge #: A15383

Copy Received By:

X

X



02808751 CA CANBVB004335



California Highway Patrol
5435 E. Olive Ave.
Fresno, CA 93727
Phone: (559) 453-3130
Internationally Accredited Agency CHP407F/343A

Report Number: CANBVB004336
Inspection Date: 07/16/2024
Start: 7:57 AM PT **End:** 8:54 AM PT
Inspection Level: V - Terminal
HM Inspection Type: None

Carrier: CITY OF FRESNO

DBA: FRESNO CITY WATER DIVISION
2101 G S TREET
FRESNO, CA, 93706

USDOT: 2808751

Phone#: (559)621-1186

MC/MX#:

Fax#: (559)457-1094

State#: 48695

Location: 2223 G STREET, FRESNO

Highway:

County: FRESNO

Email: ana.rocha@fresno.gov

Driver:

License#:

State:

Date of Birth:

CoDriver:

License#:

State:

Date of Birth:

Milepost:

Shipper: N/A

Origin:

Bill of Lading: N/A

Destination:

Cargo:

VEHICLE IDENTIFICATION

Unit	Type	Make	Year	State	Plate	Equipment ID	VIN	GWR	CVSA Existing	CVSA #
1	BU	NWFL	2009	CA	1224291	0913	5FYC5FB039C036095	42540		

BRAKE ADJUSTMENTS

Axle #	1	2
Right	1 1/4	1 1/2
Left	1 1/4	1 1/2
Chamber	C-20	C-30



TRUCKERS AGAINST TRAFFICKING

If you suspect human trafficking please contact 911 and call the National Human Trafficking Hotline at 1-888-373-7888. Make the call, save lives! Go to~ <https://truckersagainstrafficking.org/~> to learn more.

VIOLATIONS

Section	Type	Unit	OOS	Citation #	VerifyCrash	Violations Discovered
1267(e)(1)(A) T-13 CCR	S	1	N		N N	Bus (Type 1), power doors not adjacent to the driver, do not have sensitive edges or are defective--392.2--Specify:: bus right side rear door does not automatically open when there is an obstruction

HazMat: No HM transported

Placard:

Cargo Tank:

Special Checks: No data for special checks

State Information:

Odometer: 378475; File Code Number: 524884; Fuel Type: CNG; Passenger Capacity: 40; WC Passenger Capacity: 2; Bus Type: 1; Beat/Sub Area: 435; Regulated Vehicle: Y; Pre-Cleared Vehicle: N; Veh #1 Type: 20

Pursuant to Section 24004 CVC, violations recorded on this SafetyNet Inspection Report must be corrected prior to redispach. Violations marked out of service must be corrected before the vehicle is operated on the highway. For your convenience, KEEP THIS REPORT OR A COPY IN THE VEHICLE UNTIL ALL VIOLATIONS ARE CLEARED. This document should NOT be forwarded to the court for clearance procedures. DO NOT RETURN THIS FORM TO THE CALIFORNIA HIGHWAY PATROL.

Report Prepared By: ElizabethA. Mesa
ID/Badge #: A15383

Copy Received By:

X

X





California Highway Patrol
5435 E. Olive Ave.
Fresno, CA 93727
Phone: (559) 453-3130
Internationally Accredited Agency CHP407F/343A

Report Number: CANBVB004337
Inspection Date: 07/16/2024
Start: 9:07 AM PT End: 9:55 AM PT
Inspection Level: V - Terminal
HM Inspection Type: None

Carrier: CITY OF FRESNO
DBA: FRESNO CITY WATER DIVISION
2101 G S TREET
FRESNO, CA, 93706
USDOT: 2808751 Phone#: (559)621-1186
MC/MX#: Phone#: (559)457-1094
State#: 48695
Location: 2223 G STREET, FRESNO
Highway:
County: FRESNO
Email: ANA.ROCHA@FRESNO.GOV

Driver:
License#: State:
Date of Birth:
CoDriver:
License#: State:
Date of Birth:
Milepost: Shipper: N/A
Origin: N/A Bill of Lading: N/A
Destination: N/A Cargo: N/A

VEHICLE IDENTIFICATION

Unit	Type	Make	Year	State	Plate	Equipment ID	VIN	GWR	CVSA Existing	CVSA #
1	BU	NWFL	2009	CA	1224288	2009	5FYC5FB089C036092	42540		

BRAKE ADJUSTMENTS

Axle #	1	2
Right	1 1/2	1 1/2
Left	1 1/2	1 1/2
Chamber	C-20	C-30



TRUCKERS AGAINST TRAFFICKING

If you suspect human trafficking please contact 911 and call the National Human Trafficking Hotline at 1-888-373-7888. Make the call, save lives! Go to~ <https://truckersagainstrafficking.org/~> to learn more.

VIOLATIONS: No violations were discovered

HazMat: No HM transported

Placard:

Cargo Tank:

Special Checks: No data for special checks

State Information:

Odometer: 203287; File Code Number: 524884; Fuel Type: CNG; Passenger Capacity: 40; WC Passenger Capacity: 2; Bus Type: 1; Beat/Sub Area: 435; Regulated Vehicle: Y; Pre-Cleared Vehicle: N; Veh #1 Type: 20

Report Prepared By: ElizabethA. Mesa
ID/Badge #: A15383

Copy Received By:

X

X



02808751 CA CANBVB004337



California Highway Patrol
5435 E. Olive Ave.
Fresno, CA 93727
Phone: (559) 453-3130
Internationally Accredited Agency CHP407F/343A

Report Number: CANBVB004338
Inspection Date: 07/16/2024
Start: 10:21 AM PT End: 11:10 AM PT
Inspection Level: V - Terminal
HM Inspection Type: None

Carrier: CITY OF FRESNO
DBA: FRESNO CITY WATER DIVISION
 2101 G S TREET
 FRESNO, CA, 93706
USDOT: 2808751
MC/MX#:
State#: 48695
Location: 2223 G STREET, FRESNO
Highway:
County: FRESNO
Email: ANA.ROCHA@FRESNO.GOV

Phone#: (559)621-1186
Fax#: (559)457-1094

Driver:
License#:
Date of Birth:
CoDriver:
License#:
Date of Birth:
Milepost:
Origin: N/A
Destination: N/A
Shipper: N/A
Bill of Lading: N/A
Cargo: N/A

VEHICLE IDENTIFICATION

Unit	Type	Make	Year	State	Plate	Equipment ID	VIN	GWR	CVSA Existing	CVSA #
1	BU	GILG	2012	CA	1317170	1108	15GGD271XC1180138	41600		

BRAKE ADJUSTMENTS

Axle #	1	2
Right	1	2
Left	1	1 7/8
Chamber	C-20	C-30



TRUCKERS AGAINST TRAFFICKING

If you suspect human trafficking please contact 911 and call the National Human Trafficking Hotline at 1-888-373-7888. Make the call, save lives! Go to~ <https://truckersagainstrafficking.org/>~ to learn more.

VIOLATIONS

Section	Type	Unit	OOS	Citation #	Verify	Crash	Violations Discovered
1232(C) T-13 CCR	S	1	N		N	N	Excessive oil and grease on chassis--392.2 -- Specify:: bus at axle 1 left side has oil dripping to ground
1239 T-13 CCR/321	S	1	Y		U	N	Hubs, oil and/or grease leaking from inner wheel seal, brake friction material contaminated, evidence that further leaking will occur OOS violation--396.5B-HWLIW: bus axle 2 right side has a leaking wheel, drums and lining are contaminated by oil with evidence of further contamination occurring

HazMat: No HM transported

Placard:

Cargo Tank:

Special Checks: No data for special checks

State Information:

File Code Number: 524884; Fuel Type: CNG; Bus Type: 1; Beat/Sub Area: 435; Regulated Vehicle: Y; Pre-Cleared Vehicle: N; Veh #1 Type: 20

Notes: axle 2, has slight wear of brake hoses

I hereby declare each vehicle with a Y in the OOS column of the violation section of this report to be OUT-OF-SERVICE. No person shall operate such vehicle until all OUT-OF-SERVICE defects have been repaired and the vehicle has been restored to safe operating condition.

Pursuant to Section 24004 CVC, violations recorded on this SafetyNet Inspection Report must be corrected prior to redispach. Violations marked out of service must be corrected before the vehicle is operated on the highway. For your convenience, KEEP THIS REPORT OR A COPY IN THE VEHICLE UNTIL ALL VIOLATIONS ARE CLEARED. This document should NOT be forwarded to the court for clearance procedures. DO NOT RETURN THIS FORM TO THE CALIFORNIA HIGHWAY PATROL.



INSPECTION DATE
6/20/24, 7/4, 15, 16, 17, 24/2024

TERMINAL NAME City of Fresno ADDRESS 2223 G Street, Fresno, CA 93607	CARRIER NAME (IF DIFFERENT) John Hunt PRINCIPAL (OWNERSHIP)
---	---

The motor carrier terminal named above was inspected this date and has been rated UNSATISFACTORY. This is the 1st unsatisfactory rating. As indicated on the accompanying Carrier Inspection/Safety Compliance Report, the principal areas of noncompliance are: (Carrier is to initial spaces beside each box checked.)

- Maintenance Program/Records AK Pull-Notice Program Hazardous Materials
 Driver Records/Hours of Service Vehicles/Tanks/Containers Drug & Alcohol Test Program

You are advised that:

- AK Failure to correct the noted deficiencies and to upgrade compliance to satisfactory before the next inspection (see below) may result in action number(s) 1, 4, 5, 6 below by this Department.
- As a result of the inspection findings indicated above, this Department will initiate action number(s) _____ below without further notice. You may, within 5 business days of this notice, request a review of the inspection findings and the action(s) to be taken. To request a prompt and impartial review by the Division Special Services Commander, contact _____ Division at _____
- AK 1. A recommendation to the Department of Motor Vehicles (DMV) to suspend or revoke your motor carrier of property permit 48695 or private carrier of passengers certificate _____;
 Public Utilities Commission (PUC) to deny, suspend, or revoke your operating authority _____;
 Department of Consumer Affairs (DCA) to suspend, or revoke your operating authority _____;
Carrier is placed on notice that the DMV/PUC/DCA will deny or suspend its permit, operating authority, or private carrier of passengers certificate on receipt of a written recommendation from the CHP, without further notice to the carrier. The DMV/PUC/DCA may thereafter revoke the carrier's permit, operating authority, or private carrier of passengers certificate.
2. A recommendation to the Department of Toxic Substances Control for administrative action, to include possible suspension, denial, revocation or assessment of significant monetary penalties regarding Hazardous Waste Transporter Registration, Number _____
3. Suspension or revocation of your Hazardous Materials Transportation License, Number _____;
 Inspection and Maintenance Station License, Number _____; or
 School Bus Contractor License, Number _____
- AK 4. A complaint being filed with the District Attorney's office for prosecution. (A criminal or civil action may follow.)
- AK 5. A recommendation to the Federal Motor Carrier Safety Administration for administrative action against your United States Department of Transportation registration.
- AK 6. Other: Any administrative action deemed necessary by the department.
- AK A reinspection is required in 120 days(s) tentatively scheduled in _____ day(s).
- After a recommendation has been forwarded to the DMV/PUC/DCA, no reinspection will be conducted for the purpose of operating authority or permit reinstatement until requested by the DMV/PUC/DCA.

If you desire further information concerning this notice, you may telephone the CENTRAL Division Motor Carrier Safety Unit at (559) 443-3130

I acknowledge receipt and understanding of the above notice

SIGNATURE <u>Ana Rocha</u>	TITLE HR/ Risk Analyst		
NAME (PRINTED) Ana Rocha	DRIVER LICENSE NUMBER <u>D9423739</u>	STATE CA	DATE <u>7/4/24</u>
ISSUED BY E. MESA	ID NUMBER A15383		

*Department of Transportation / FAX
Fresno City Council Authorizing Resolution*

RESOLUTION NO. 2013-2



A RESOLUTION OF THE COUNCIL OF THE CITY OF FRESNO, CALIFORNIA, AUTHORIZING THE ANNUAL FILING OF APPLICATIONS FOR STATE TRANSPORTATION DEVELOPMENT ACT (TDA) FUNDING, INCLUDING LOCAL TRANSPORTATION FUND (LTF) AND STATE TRANSIT ASSISTANCE (STA) FUNDS BY THE DIRECTOR OF TRANSPORTATION OR HIS DESIGNEE

WHEREAS, the State Transportation Development Act (TDA), as amended (Division 10, Part 11, Chapter 4 of the Public Utilities Code Sections 99200 et. Seq.) provides for the allocation of funds from the Local Transportation Fund (LTF) and State Transit Assistance (STA) for use by eligible claimants for the funding of transit, pedestrian and transportation activities; and

WHEREAS, Article 3 of the TDA authorizes the submission of claims to the regional transportation planning agency; and

WHEREAS funds for local and regional transit, pedestrian and transportation activities are allocated annually by the Fresno Council of Governments (Fresno COG); and

WHEREAS, the Fresno COG, as the regional transportation planning agency for Fresno County, requires annual submission of requests for the allocation of TDA funding; and

WHEREAS, the City of Fresno desires to apply for funds made available through the TDA to fund transit, pedestrian and public transportation activities.

NOW, THEREFORE, BE IT RESOLVED BY the Council of the City of Fresno as follows:

1. The City approves the annual application for TDA funding for projects, activities and participation therein, consistent with constitutional and local law requirements and this resolution.

2. The City certifies that the City has reviewed, understands and, to the extent consistent with all constitutional and local law requirements and this resolution, agrees to the provisions contained in the funding guidelines, and related documents.

3. The City of Fresno is a public entity established under the laws of the State of California, and is eligible to request an allocation of TDA funds pursuant to Chapter 4, Part 11, Division 10 of the Public Utilities Code.

Date Adopted: 01/17/2013
Date Approved: 01/17/2013
Effective Date: 01/17/2013

1 of 2

Resolution re Annual Authorization
and Execution of Documents to
Transit Development Act Funds
Resolution No. 2013-2



4. That the City Manager and/or the Director of Transportation, and each of them, is authorized to annually prepare and execute for and on behalf of the City of Fresno, all documents including but not limited to applications, agreements, amendments and assurances necessary for the purpose of obtaining TDA funds provided by the Fresno COG subject to prior approval as to form by the City Attorney's Office.

CLERK'S CERTIFICATION

STATE OF CALIFORNIA)
COUNTY OF FRESNO) ss.
CITY OF FRESNO)

I, YVONNE SPENCE, City Clerk of the City of Fresno, certify that the foregoing resolution was adopted by the Council of the City of Fresno, at a regular meeting held on the 17th day of January 2013.

AYES: Baines, Brand, Brandau, Caprioglio, Olivier, Quintero, Xiong
NOES: None
ABSTAIN: None
ABSENT: None

Mayor Approval: _____ N/A, 2013
Mayor Approval / No Return: _____ N/A, 2013
Mayor Veto: _____ N/A, 2013
Council Override Vote: _____ N/A, 2013

YVONNE SPENCE, CMC
City Clerk

By Yvonne Spence
Deputy

APPROVED AS TO FORM:
Francine M. Karne
Interim City Attorney

By [Signature] 1/24/13
Robert C. Abrams Date
Deputy